



PRODUCT CATALOGUE
JULY, 2023

A WORD FROM THE PRESIDENT

Since 1981, Stelpro has offered its customers unmatched service by visiting them on construction sites, offering them personalized technical support and occasionally repairing their products free of charge. By taking a human approach, we have forged close ties with our partners and become North America's top manufacturer of electric heaters. Not only are we extremely proud to have achieved this status, we are thankful to have earned it by designing, developing and manufacturing our high-quality products right here in Quebec. Our key focus is to guarantee comfort for users in their daily life. We leverage high performance, safety, innovation and unique design to deliver a wide range of comfort solutions... 360° comfort!



YVES CHABOT
PRESIDENT

We are committed.

We are committed to reinventing the electric heating industry so that choosing a system is no longer an obligation, but a conscientious choice.

We are proud.

We are proud to be the North American leader in comfort solutions that bring together design, performance and innovation to turn your spaces into unique environments.

We are determined.

We are determined to exceed the expectations of our customers and partners to create a world where responsible energy use is everyone's benchmark.

We are Stelpro.





















We develop remarkable and innovative comfort solutions.

Welcome to our home.

°STELPRO

TABLE OF CONTENTS

HEATERS

	SOR ORLÉANS HIGH-END CONVECTOR	10		FFI FLOOR INSERT FAN HEATER	38
	MIR MIRAGE CONVECTOR	12		SK CEILING FAN HEATER	40
	SHC CONVECTOR	14		SGH SPIDER CEILING FAN HEATER	42
	BA BELLA HIGH-END BASEBOARD	16		DR DRAGON CEILING FAN HEATER	44
	SPR PRIMA HIGH-END COMPACT BASEBOARD	19		SCH PORTABLE MULTIPURPOSE HEATER	48
	B BRAVA ELECTRIC BASEBOARD	22		ALUX1 ALUX MINI ARCHITECTURAL ALUMINUM BASEBOARD	50
	SORB ORLÉANS HIGH-END WALL FAN HEATER	26		ALUX2 ALUX MINI ARCHITECTURAL ALUMINUM BASEBOARD	53
	SOA OASIS WALL FAN HEATER	28		ALUX3 ALUX ARCHITECTURAL ALUMINUM BASEBOARD	56
	RWF PULSAIR WALL FAN HEATER	30		ALUX4 ALUX ARCHITECTURAL ALUMINUM BASEBOARD	59
	SCR RADIANCE COVE HEATER	32		DBI ALUMINUM DRAFT BARRIER	62
	SKS KICK SPACE HEATER	34		SPDH MINI PATIO DOOR HEATER	65
	FI FLOOR INSERT CONVECTOR	36		PDH PATIO DOOR HEATER	68



SCA 71
ARCHITECTURAL BASEBOARD



SCAS 74
SLOPED ARCHITECTURAL BASEBOARD



CBF 77
COMMERCIAL BASEBOARD



CBB 80
SLOPED COMMERCIAL BASEBOARD



CW750-CW1000 83
ARCHITECTURAL CABINET



CWS750-CWS1000 87
SLOPED ARCHITECTURAL CABINET



WFA | ALUX 90
ALUMINUM WALL FAN HEATER



WF 94
WALL FAN HEATER



CBH 98
CABINET HEATER



CF 102
CEILING FAN HEATER



SDC 105
COMMERCIAL AIR CURTAIN



RUH | OXFORD 107
COMMERCIAL AND RESIDENTIAL UNIT HEATER



SFH | OXFORD 109
AGRICULTURAL UNIT HEATER



SHU | OXFORD 111
COMMERCIAL AND INDUSTRIAL UNIT HEATER



VUH | OXFORD 115
VERTICAL UNIT HEATER



SWU 119
WASHDOWN UNIT HEATER



SIRH | ZENITH 122
INFRARED RADIANT HEATER



EU | X-PRO 124
EXPLOSION-PROOF UNIT HEATER



EC | X-PRO 127
EXPLOSION-PROOF CONVECTOR




**SFE/SFEX/SFECM |
THE FURNACE** 132
MODULATING ELECTRIC FURNACES WITH
ELECTRONIC CONTROLS

HEATING CABLES

	SCU UNIVERSAL HEATING CABLE	136		SCPT CONSTANT WATTAGE PIPE FREEZE PROTECTION HEATING CABLE	144
	SECM HEATING CABLE ON LATTICE FOR CONCRETE	138		SCRG CONSTANT WATTAGE ROOF AND GUTTER DE-ICING HEATING CABLE	146
	SSC/SSCM SNOW MELTING SYSTEM	140		SSFP SELF-REGULATING FREEZE PROTECTION PREASSEMBLED CABLE	148
	PYROBOX CONTROL PANELS FOR SNOW MELTING SYSTEMS	142		SSFR SELF-REGULATING FREEZE PROTECTION CABLE REEL	150

CONTROLS

	SAT402ZB ALLIA ZIGBEE THERMOSTAT FOR CONNECTED HOME	154		ST252NPFF – ST402NPFF ELECTRONIC THERMOSTAT FOR FAN HEATERS – NON-PROGRAMMABLE	161
	SALC0503ZB ALLIA ZIGBEE RESISTIVE LOAD CONTROLLER FOR CONNECTED HOME	155		STCP ELECTRONIC THERMOSTAT FOR HEATING FLOORS – MULTIPLE PROGRAMMING	162
	STZW402 KI Z-WAVE ELECTRONIC THERMOSTAT FOR SMART HOME	156		STCNP ELECTRONIC THERMOSTAT FOR HEATING FLOORS – SINGLE PROGRAMMING	163
	STE403NP ELECTRONIC THERMOSTAT – SINGLE PROGRAMMING	157		STE302R2+ ELECTRONIC DOUBLE POLE THERMOSTAT – SINGLE PROGRAMMING	164
	ST302P – ST402P ELECTRONIC THERMOSTATS FOR BASEBOARDS AND CONVECTORS – PROGRAMMABLE	158		TH140-28-01-B ELECTRONIC THERMOSTAT – LINE AND LOW VOLTAGE – 7-DAY PROGRAMMABLE	165
	ST252NP – ST302NP – ST402NP ELECTRONIC THERMOSTATS FOR BASEBOARDS AND CONVECTORS – NON-PROGRAMMABLE	159		SWT MECHANICAL THERMOSTAT – LINE VOLTAGE	166
	ST402PFF ELECTRONIC THERMOSTAT FOR FAN HEATERS – PROGRAMMABLE	160		RJ32 MECHANICAL THERMOSTAT – LINE VOLTAGE	167



STE241 **168**
ELECTRONIC THERMOSTAT LOW VOLTAGE / 24 V –
SINGLE PROGRAMMING



D010 **169**
ELECTRONIC THERMOSTAT – LOW VOLTAGE / 24 V



ET180 **170**
ELECTRONIC THERMOSTAT – LOW VOLTAGE / 24 V



T822K1034 **171**
THERMOSTAT – LOW VOLTAGE / 24 V



T87K1015 **172**
THERMOSTAT – LOW VOLTAGE / 24 V



RE25 – RE30 **173**
ELECTRONIC RELAY – LOW VOLTAGE



RE15 **174**
ELECTRONIC RELAY – LOW VOLTAGE – SMALLER-
SIZED



RM **175**
ELECTROMECHANICAL RELAY – LOW VOLTAGE



R841 **176**
ELECTROMECHANICAL RELAY – LOW VOLTAGE



FD60M **177**
MECHANICAL TIMER



TG511A1000 **178**
UNIVERSAL THERMOSTAT GUARD



F29 **179**
THERMOSTAT GUARD

HAND DRYERS



ELN | EL-NIÑO **182**
HAND DRYER



SHDXL | XLERATOR **185**
HAND DRYER



LAN | LA-NIÑA **188**
HAND DRYER

USEFUL INFORMATION

**HAND DRYER
CROSS-REFERENCE TABLE** **191**

CUSTOM PROJECTS **194**

**COMPATIBILITY OF
THERMOSTATS AND RELAYS** **195**

NOMENCLATURE **196**

CROSS-REFERENCE TABLE **197**

AMPERAGE CHART **198**

CERTIFICATIONS **199**

MERCHANDISE RETURNS **199**

WARRANTY POLICY **199**

CATEGORIES INDEX **200**

HISTORY

The history of Stelpro since its foundation is first and foremost that of a visionary company that has anticipated the market's needs. Over the years, the company has earned the confidence of consumers, professionals and its partners and achieved the enviable status of being the number 1 manufacturer of electric heating appliances in North America. Stelpro continually reinvents the heating industry with its value-added philosophy based on design and technology that transcend the purely functional nature of the devices. It is firmly established in the smart home market with its range of connected products and is laying the groundwork to become a major energy transition player.

1981-1990

1991-2000

2001-2004



KICK-OFF

Employees: from 1 to 30
Square footage: 25,000
Territory covered: Quebec

Armed with an undeniable flair for business, a desire for improvement and a marked desire for innovation, John Chabot founds Chalaïr Électrik, the company that will later become Stelpro, in Drummondville in 1981. From its early years, the company made its mark in the heating industry by developing and launching innovative products, like the first open element construction heater and the smallest and quietest recessable residential fan heater. The unit in question, the Pulsair/ RWF, is still on the market, proving that the company was already at the forefront of its field at this time.



EXPANSION AND ACQUISITION

Employees: 150
Square footage: 46,000
Territory covered: Canada

The 1990s are a time of growth and change. First, the company moves to Boucherville, then in 1994, it acquires its competitor, Stelpro Chauffage Itée, thereby opening the doors to the Canadian market. By the end of the decade, Yves Chabot and his brother, a second generation of entrepreneurs, have joined the company. On the commercial level, the company breaks new ground again with the launch of the Dragon ceiling fan heater.



CONTINUED EXPANSION AND DIVERSIFICATION

Employees: 200
Square footage: 118,000
Territory covered: Canada

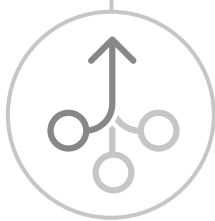
The beginning of the millennium marks a wind of change as the company continues to expand. A new head office and a state-of-the-art plant are built in St-Bruno-de-Montarville, and Chalaïr Électrik and Stelpro Chauffage merge to become Stelpro Design Inc. With an improved integrated production capacity that makes it the Canadian leader in its category, the new entity launches another phase of development by launching its heating cable division, always with a view to serving its customers well.



2005-2010

2011-2016

2016-...




CONSOLIDATION

Employees: 310

Square footage: 198,600

Territory covered: Canada and emerging onto the U.S. market

The two Chabot brothers take over as company Co-Presidents, consolidate the company's leadership position in Canada and enter the U.S. market. The creation of the Electronic Controls Division and the HVAC Division makes it possible for Stelpro to offer a full range of products that provide heating and control solutions for residential, commercial and institutional needs. These changes do not come at the expense of innovation. The company continues to reinvent the heating industry by launching the B baseboard, which is still a benchmark on the market, the sturdiest in its category and the first baseboard with a built-in electronic thermostat.



NEW VISION

Employees: 430

Square footage: 216,600

Territory covered: North America

Yves Chabot becomes the sole president of Stelpro. Now a major player in the North American market, the company revamps its brand image and logo to better reflect its aspirations. "Stelpro, 360 Comfort" offers heating solutions tailored to each specific situation to ensure comfort for all.

°STELPRO
360 comfort



GROWTH

Employees: 490

Square footage: 286,000

Territory covered: North America

Stelpro, well established as a North American leader, continues its expansion across all its product divisions (heating, cables, HVAC and controls) and sales channels (electrical, HVAC and retail). The company keeps focusing on value-added design and technology to set itself apart and offer its customers still greater added value. Moreover, the launch of the Maestro ecosystem puts the company in an enviable position in the connected home world. Today, Stelpro remains a visionary company with a plan to become a major energy transition player in North America while continuing to create innovative and distinctive comfort solutions.

LET YOURSELF BE INSPIRED

From timeless classics to the latest trends, whether you want to create a relaxing or vibrant environment, Stelpro offers the largest colour assortment on the market. Let your imagination run wild!

STANDARD COLOURS



SPECIAL FINISH



Availability and price depending on models.



15% surcharge on list price [25% for Brava (B) and Prima (SPR) baseboards]

CUSTOM COLOURS

YOUR HEART IS SET ON ANOTHER COLOUR? WE CAN REPLICATE ANY COLOUR!

Contact customer service to find out more.

* Certain models are offered standard in these colours (ex. SHU, SGH and SCH Series). In such cases the colour premium and set up charge do not apply.

Stelpro reserves the right to modify description, manufacturing specifications or prices without prior notice. The premium applies to all painted units, no matter if there are different models of units or different colours. For further details on custom colours, whether chart or off-chart, contact your sales representative or customer service. These colours are only reproduced for information purposes. They may differ from the real colours. Some of them are metallic and cannot be accurately reproduced in print. **Returns are not accepted for orders of products with optional colours.** For all the latest models and updated prices, please refer to our website at www.stelpro.com.

Heaters

Our residential, commercial and architectural electric heating products are designed and manufactured in Quebec to create comfortable environments during cold Canadian winters. Our heaters set themselves apart through their design, technology and price. No matter how complex the project, we deliver products tailored to your needs. Merge comfort and design today with Stelpro products.

SOR | ORLÉANS™

HIGH-END CONVECTOR



ORLÉANS™

INNOVATION THAT MAXIMIZES YOUR COMFORT

With its unique design, the Orléans convector offers a faster temperature rise than any other convector on the market, ensuring optimal comfort in no time at all. The optional built-in thermostat is equipped with the Zigbee protocol and is smart home ready. In addition, the convector is available in optional colours exclusive to Stelpro, colours that will enhance even the simplest decor. Offering energy efficiency, connectivity, an adapted profile and a wide variety of models, the Orléans is now the benchmark for high-end convectors.

■ **STYLISH AND COMPACT DESIGN** 30% SLIMMER CONVECTOR†

■ **OPTIMUM EFFICIENCY** 25% FASTER TEMPERATURE RISE†

■ **BUILT-IN THERMOSTAT AVAILABLE (OPTIONAL)**

■ **QUICK AND EASY INSTALLATION** EXCLUSIVE BRACKET SYSTEM

■ **TOTALLY QUIET**

COLOURS

standard: white, soft white

Orora (optional): refer to www.stelpro.com/en-CA/Orora

FINISH

- epoxy-polyester powdercoat

MANUFACTURING

- 20-gauge steel cabinet and front
- aluminum grille and sides
- bottom air intake and top air discharge
- the cabinet height improves the chimney effect
- safe, rounded corners
- easy access to controls
- thermal protection with automatic reset

ELEMENTS

- aluminum extrusion
- two X-shaped elements to generate maximum heat

CONTROL

- built-in smart thermostat featuring the Zigbee protocol
- colour-coded feedback for responsible energy consumption
- drastic temperature drop detection (open window function)

INSTALLATION

- surface
- wall mounted at least 4 in. from the floor
- innovative mounting bracket for easy height adjustment
- back entry plate with cable clamps (included)

WARRANTY

- five years, *three years on electronic components

† Compared to similar convectors. Temperature rise is laboratory tested.




PATENTS PENDING

IDEAL FOR:

living room, kitchen, bedroom, office, hallway, basement, commercial space, waiting room, conference room

°STELPRO

TECHNICAL SPECIFICATIONS

BUILT-IN THERMOSTAT		WITHOUT THERMOSTAT		POWER	VOLTAGE	LENGTH		WEIGHT	
CODE	PRICE	CODE	PRICE	WATTS	VOLTS	MM	IN.	KG	LB
STANDARD MODEL – HEIGHT OF 17 7/8 IN. (455 MM) 									
SOR0502	551.00	SOR0502WC	401.00	500/375	240/208	457	18	4.8	10.7
SOR1002	587.00	SOR1002WC	435.00	1000/750	240/208	597	23 1/2	6	13.2
SOR1502	624.00	SOR1502WC	470.00	1500/1125	240/208	743	29 1/4	7.2	15.9
SOR2002	658.00	SOR2002WC	502.00	2000/1500	240/208	895	35 1/4	9.7	21.4
HIGH MODEL – HEIGHT OF 27 7/8 IN. (708 MM) 									
SORH1002	640.00	SORH1002WC	495.00	1000/750	240/208	457	18	6.8	15
SORH1502	675.00	SORH1502WC	529.00	1500/1125	240/208	623	24 1/2	8.8	19.4
SORH2002	709.00	SORH2002WC	562.00	2000/1500	240/208	768	30 1/4	10.5	23.2
LOW MODEL – HEIGHT OF 13 IN. (330 MM) 									
SORL1002	640.00	SORL1002WC	495.00	1000/750	240/208	750	29 1/2	5.2	11.5
SORL1502	675.00	SORL1502WC	529.00	1500/1125	240/208	1113	38 7/8	6.9	15.2
SORL2002	709.00	SORL2002WC	562.00	2000/1500	240/208	1276	50 1/4	8.3	18.3

Add W for white or SW for soft white (or consult the optional colour chart and contact your Stelpro representative for all other colours).
Mechanical wall thermostats are not compatible with the without thermostat model (WC). An electronic thermostat is required.

ACCESSORIES

PRODUCT	DESCRIPTION	PRICE
SORRE153*	built-in electronic low voltage relay [15 A @ 120 V-347 V]	83.00
SORRE153T*	built-in electronic low voltage relay c/w transformer 24 V [15 A @ 208 V-347 V]	108.00

Electronic relays can receive a PWM (pulsed width modulation) or digital (on/off) signal.

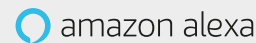
* Factory installed

BUILT-IN THERMOSTAT

CONTROL THE TEMPERATURE OF YOUR HOME FROM
YOUR SMARTPHONE OR VOICE ASSISTANT.

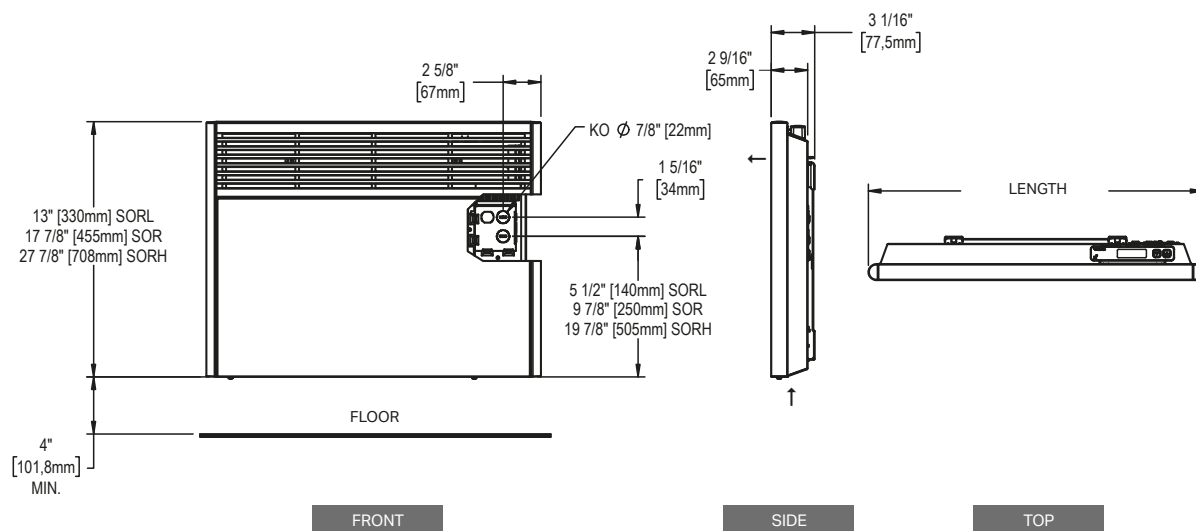


COMPATIBLE
CONTROLLER
REQUIRED



For home automated system compatibilities and instructions on connecting to your thermostat refer to www.stelpro.com.

TECHNICAL DRAWINGS



MIR | MIRAGE™

CONVECTOR

MIRAGE™



THE MOST DISCREET ON THE MARKET!

The Mirage convector has a unique, modern and discreet look and offers unquestionable efficiency. Available with or without an ultra-precise integrated electronic thermostat and in several voltages, the Mirage is suitable for rooms in homes or businesses. With its simple facade and elegant design, the Mirage blends in with any decor.

- **BLENDS IN WITH ANY DECOR**
- **STURDY ONE-PIECE FRONT PANEL**
- **TOTALLY QUIET**
- **BUILT-IN ELECTRONIC THERMOSTAT (OPTIONAL)**
WITH BACKLIT SCREEN
- **ADAPTS TO MULTIPLE MARKETS**
AVAILABLE IN 120 V, 208 V,
240 V, 347 V AND 600 V



BUILT-IN ELECTRONIC THERMOSTAT AVAILABLE
FOR THE 120 V TO 240 V MODELS



ALSO AVAILABLE

EASY INSTALLATION
WITH 120 V PLUG

IDEAL FOR:

kitchen, living room, bedroom, basement, commercial space, office

COLOURS

- **standard:** white, soft white
- **Orora (optional):** refer to www.stelpro.com/en-CA/Orora

FINISH

- epoxy-polyester powdercoat

MANUFACTURING

- 20-gauge steel cabinet and front
- the cabinet height improves the chimney effect
- bottom air intake and top air discharge
- 6 ft (2 m) 16 gage molded cable with 3-prong grounded, 120 V plug (MIR1501P model)

ELEMENTS

- two stainless steel tubular sheathed elements insulated with nylon sleeves reducing expansion and contraction noises

CONTROL

- electronic thermostat required: built-in electronic thermostat with LCD screen (optional) or electronic wall thermostat (not included)
- automatic temperature lowering at night (Automatic mode)
- maximum temperature setpoint lock option (Security mode)

INSTALLATION

- surface mounted only
- wall mounted at least 4 in. from the floor
- concealed mounting bracket (included)
- back entry plate with cable clamps (included)

WARRANTY

- five years, *three years on electronic components

°STELPRO

TECHNICAL SPECIFICATIONS

BUILT-IN THERMOSTAT		WITHOUT THERMOSTAT		POWER	VOLTAGE	HEIGHT		LENGTH		WEIGHT	
CODE	PRICE	CODE	PRICE	WATTS	VOLTS	MM	IN.	MM	IN.	KG	LB
MIR0501	349.00	MIR0501WC	280.00	500	120	457	18	444	17 1/2	5.3	11.75
MIR0508	347.00	MIR0508WC	280.00	500	208	457	18	444	17 1/2	5.3	11.75
MIR0502	302.00	MIR0502WC	237.00	500/375	240/208	457	18	444	17 1/2	5.3	11.75
---	---	MIR0503WC	353.00	500	347	457	18	444	17 1/2	5.3	11.75
MIR1001	368.00	MIR1001WC	297.00	1000	120	457	18	597	23 1/2	6.7	14.75
MIR1008	368.00	MIR1008WC	298.00	1000	208	457	18	597	23 1/2	6.7	14.75
MIR1002	323.00	MIR1002WC	254.00	1000/750	240/208	457	18	597	23 1/2	6.7	14.75
---	---	MIR1003WC	370.00	1000	347	457	18	597	23 1/2	6.7	14.75
---	---	MIR1006WC	370.00	1000	600	457	18	597	23 1/2	6.7	14.75
MIR1501	382.00	MIR1501WC	312.00	1500	120	457	18	749	29 1/2	8	17.75
MIR1508	384.00	MIR1508WC	314.00	1500	208	457	18	749	29 1/2	8	17.75
MIR1502	338.00	MIR1502WC	270.00	1500/1125	240/208	457	18	749	29 1/2	8	17.75
---	---	MIR1503WC	386.00	1500	347	457	18	749	29 1/2	8	17.75
---	---	MIR1506WC	386.00	1500	600	457	18	749	29 1/2	8	17.75
MIR2008	401.00	MIR2008WC	329.00	2000	208	457	18	902	35 1/2	9.4	20.75
MIR2002	355.00	MIR2002WC	283.00	2000/1500	240/208	457	18	902	35 1/2	9.4	20.75
---	---	MIR2003WC	403.00	2000	347	457	18	902	35 1/2	9.4	20.75
---	---	MIR2006WC	403.00	2000	600	457	18	902	35 1/2	9.4	20.75
MODEL WITH 120 V PLUG (RESIDENTIAL OUTLET)											
MIR1501P*	407.00	---	---	1500	120	457	18	749	29 1/2	8	17.75

Add W for white or SW for soft white (or consult the optional colour chart and contact your Stelpro representative for all other colours).

Mechanical wall thermostats are not compatible with the without thermostat model (WC). An electronic thermostat is required. Models also available in 277 V and 480 V.

* Available in white only

--- not available

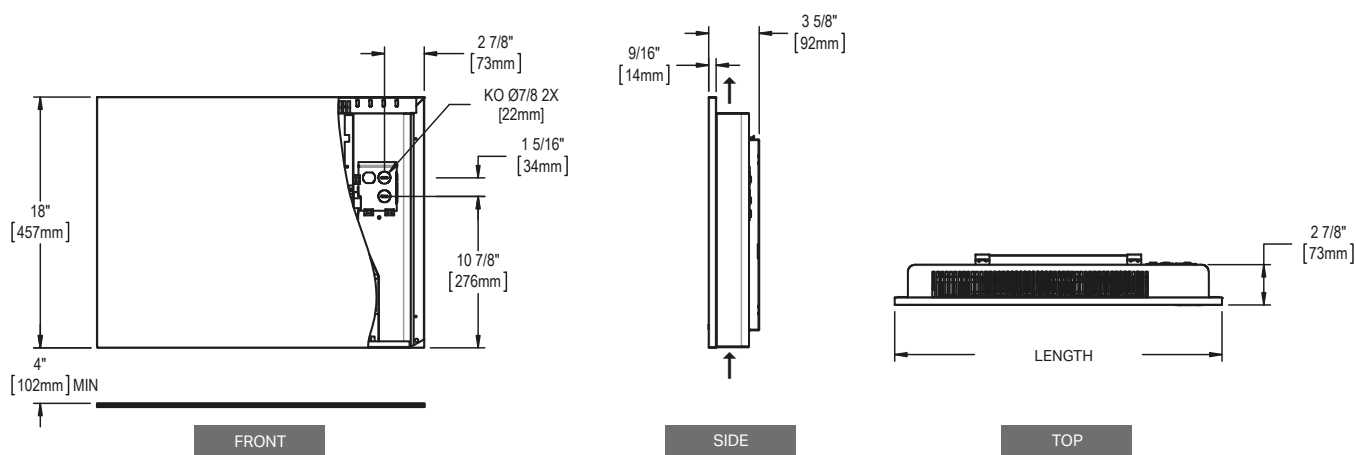
ACCESSORIES

PRODUCT	DESCRIPTION	PRICE
MIRRE153*	built-in electronic low voltage relay [15 A @ 120 V-347 V]	80.00
MIRRE156*	built-in electronic low voltage relay [6 A @ 600 V]	140.00
MIRRE153T*	built-in electronic low voltage relay c/w transformer 24 V [15 A @ 208 V-347 V]	100.00

Electronic relays can receive a PWM (pulsed width modulation) or digital (on/off) signal.

* Factory installed

TECHNICAL DRAWINGS



SHC

CONVECTOR



EFFICIENT HEATING

Our SHC convector has pleasing rounded sides and beautiful modern lines. It is available with or without an ultra-accurate built-in electronic thermostat, so you can choose the level of control you want. This attractive unit is available in two colours and many voltages making it suitable for both commercial and residential applications. A real gem!

■ EXCELLENT VALUE

■ TOTALLY QUIET

■ BUILT-IN ELECTRONIC THERMOSTAT (OPTIONAL) WITH A BACKLIT SCREEN

■ ADAPTS TO MULTIPLE MARKETS

AVAILABLE IN: 120 V, 208 V, 240 V, 347 V AND 600 V

COLOURS

- **standard:** white, soft white
- **Orora (optional):** refer to www.stelpro.com/en-CA/Orora

FINISH

- epoxy-polyester powdercoat

MANUFACTURING

- 22-gauge steel cabinet and 20-gauge steel front
- the cabinet height improves the chimney effect
- bottom air intake and front air discharge
- 6 ft (2 m) 16 gage molded cable with 3-prong grounded, 120 V plug (SHC1501P model)

CONTROL

- electronic thermostat required: built-in electronic thermostat with LCD screen (optional) or electronic wall thermostat (not included)

INSTALLATION

- surface mounted only
- wall mounted at least 4 in. from the floor
- concealed mounting bracket (included)
- back entry plate with cable clamps (included)

WARRANTY

- five years, *three years on electronic components

ELEMENTS

- two stainless steel tubular sheathed elements insulated with nylon sleeves to reduce expansion and contraction noises



BUILT-IN ELECTRONIC THERMOSTAT AVAILABLE FOR THE 120 V TO 240 V MODELS



ALSO AVAILABLE

EASY INSTALLATION WITH 120 V PLUG

IDEAL FOR:

kitchen, living room, bedroom, office, basement, commercial space

°STELPRO

TECHNICAL SPECIFICATIONS

BUILT-IN THERMOSTAT	PRICE	WITHOUT THERMOSTAT	PRICE	POWER	VOLTAGE	HEIGHT		LENGTH		WEIGHT	
CODE		CODE		WATTS	VOLTS	MM	IN.	MM	IN.	KG	LB
SHC0501	300.00	SHC0501WC	234.00	500	120	446	17 9/16	440	17 5/16	5.1	11.2
SHC0508	300.00	SHC0508WC	234.00	500	208	446	17 9/16	440	17 5/16	5.1	11.2
SHC0502	257.00	SHC0502WC	193.00	500/375	240/208	446	17 9/16	440	17 5/16	5.1	11.2
---	---	SHC0503WC	307.00	500	347	446	17 9/16	440	17 5/16	5.1	11.2
SHC1001	318.00	SHC1001WC	252.00	1000	120	446	17 9/16	581	22 7/8	6.0	13.3
SHC1008	318.00	SHC1008WC	252.00	1000	208	446	17 9/16	581	22 7/8	6.0	13.3
SHC1002	275.00	SHC1002WC	209.00	1000/750	240/208	446	17 9/16	581	22 7/8	6.0	13.3
---	---	SHC1003WC	324.00	1000	347	446	17 9/16	581	22 7/8	6.0	13.3
---	---	SHC1006WC	324.00	1000	600	446	17 9/16	581	22 7/8	6.0	13.3
SHC1501	333.00	SHC1501WC	266.00	1500	120	446	17 9/16	727	28 5/8	7.1	15.7
SHC1508	333.00	SHC1508WC	266.00	1500	208	446	17 9/16	727	28 5/8	7.1	15.7
SHC1502	290.00	SHC1502WC	224.00	1500/1125	240/208	446	17 9/16	727	28 5/8	7.1	15.7
---	---	SHC1503WC	339.00	1500	347	446	17 9/16	727	28 5/8	7.1	15.7
---	---	SHC1506WC	339.00	1500	600	446	17 9/16	727	28 5/8	7.1	15.7
SHC2008	362.00	SHC2008WC	294.00	2000	208	446	17 9/16	889	35	8.6	18.9
SHC2002	320.00	SHC2002WC	253.00	2000/1500	240/208	446	17 9/16	889	35	8.6	18.9
---	---	SHC2003WC	368.00	2000	347	446	17 9/16	889	35	8.6	18.9
---	---	SHC2006WC	368.00	2000	600	446	17 9/16	889	35	8.6	18.9
MODEL WITH 120 V PLUG (RESIDENTIAL OUTLET)											
SHC1501P*	360.00	---	---	1500	120	446	17 9/16	727	28 5/8	7.1	15.7

Add W for white or SW for soft white (consult the optional colours chart or contact your Stelpro representative for all other colours).

Mechanical wall thermostats are not compatible with the without thermostat model (WC). An electronic thermostat is required. Models also available in 277 V and 480 V.

* Available in white only

--- not available

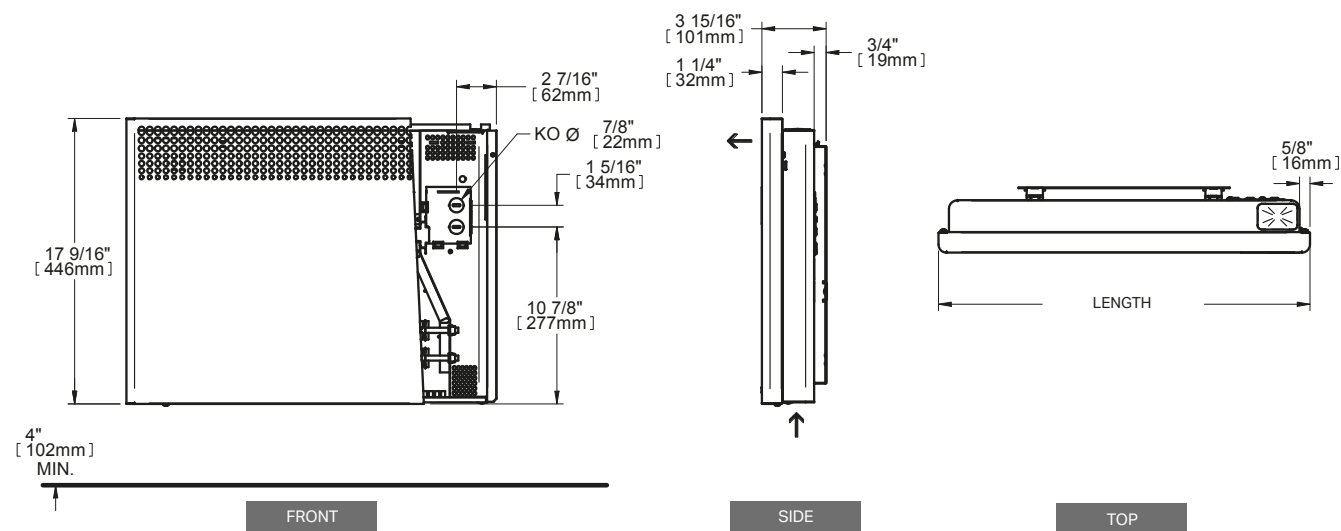
ACCESSORIES

PRODUCT	DESCRIPTION	PRICE
SHCRE153*	built-in electronic low voltage relay [15 A @ 120 V-347 V]	78.00
SHCRE156*	built-in electronic low voltage relay [6 A @ 600 V]	127.00
SHCRE153T*	built-in electronic low voltage relay c/w transformer 24 V [15 A @ 208 V-347 V]	97.00

Electronic relays can receive a PWM (pulsed width modulation) or digital (on/off) signal.

* Factory installed

TECHNICAL DRAWINGS



BA | BELLA™

HIGH-END BASEBOARD



LA DOLCE VITA WITH BELLA

The high-end Bella baseboard is undoubtedly the most beautiful offered on the market. Its breathtaking design and sturdy aluminum-extruded facade make it the ideal choice for residential and commercial locations. The Bella is available in two densities: 150 W or 250 W per linear foot.

- **CLEAN AND HIGH-END FINISH**
- **EXTREMELY SOLID, IMPACT AND RUST RESISTANT**
MADE OF EXTRUDED ALUMINUM
- **FIT FOR RESIDENTIAL AND COMMERCIAL ENVIRONMENTS**
- **TOTALLY QUIET**

COLOURS

- **standard:** white
- **Orora (optional):** refer to www.stelpro.com/en-CA/Orora

FINISH

- epoxy-polyester powdercoat

MANUFACTURING

- 22-gauge steel cabinet
- 11-gauge equivalent extruded aluminum with molded and curved end-caps
- discreet air inlet: air enters through the front of the unit and exits from the top
- thermal protection with automatic reset
- full-length wireway

ELEMENT

- single tubular, stainless steel sheathed element with boxed aluminum fins for improved heat dissipation; the element is securely fastened at its centre, floating in nylon sleeves at each end, eliminating expansion and contraction noises

CONTROL

- wall thermostat (not included) – the use of an electronic thermostat is strongly recommended
- built-in mechanical single pole or double pole thermostat, installed in the left or right junction box (optional)
- low voltage relay kit installed in the left or right junction box (optional)
- disconnect switch (optional)

INSTALLATION

- surface mounted
- wiring compartment at both ends of unit

WARRANTY

- five years, *lifetime warranty on the heating element (for original owner)

IDEAL FOR:

kitchen, living room, bedroom, basement, commercial space, office

TECHNICAL SPECIFICATIONS

DENSITY OF 250 W PER LINEAR FOOT			DENSITY OF 150 W PER LINEAR FOOT			VOLTAGE	TOTAL LENGTH		WALL LENGTH		WEIGHT	
CODE	WATTS	PRICE	CODE	WATTS	PRICE	VOLTS	MM	IN.	MM	IN.	KG	LB
BA03019	300	220.00	---	---	---	120	597	23 1/2	584	23	2.5	5.5
BA03089	300	181.00	---	---	---	208	597	23 1/2	584	23	2.5	5.5
BA03029	300/225	181.00	---	---	---	240/208	597	23 1/2	584	23	2.5	5.5
---	300	---	---	---	---	347	597	23 1/2	584	23	2.5	5.5
---	300	---	---	---	---	600	597	23 1/2	584	23	2.5	5.5
BA0501	500	230.00	BAL0301	300	230.00	120	732	28 13/16	719	28 5/16	3.0	6.5
BA0508	500	189.00	BAL0308	300	189.00	208	732	28 13/16	719	28 5/16	3.0	6.5
BA0502	500/375	189.00	BAL0302	300/225	189.00	240/208	732	28 13/16	719	28 5/16	3.0	6.5
BA0503	500	230.00	---	300	---	347	732	28 13/16	719	28 5/16	3.0	6.5
---	500	---	---	300	---	600	732	28 13/16	719	28 5/16	3.0	6.5
BA0751	750	260.00	BAL0451	450	260.00	120	978	38 1/2	965	38	3.6	8.0
BA0758	750	214.00	BAL0458	450	214.00	208	978	38 1/2	965	38	3.6	8.0
BA0752	750/560	214.00	BAL0452	450/340	214.00	240/208	978	38 1/2	965	38	3.6	8.0
BA0753	750	260.00	BAL0453	450	260.00	347	978	38 1/2	965	38	3.6	8.0
BA0756	750	260.00	---	450	---	600	978	38 1/2	965	38	3.6	8.0
BA1001	1000	272.00	BAL0601	600	271.00	120	1229	48 3/8	1216	47 7/8	4.4	9.7
BA1008	1000	224.00	BAL0608	600	223.00	208	1229	48 3/8	1216	47 7/8	4.4	9.7
BA1002	1000/750	224.00	BAL0602	600/450	223.00	240/208	1229	48 3/8	1216	47 7/8	4.4	9.7
BA1003	1000	271.00	BAL0603	600	271.00	347	1229	48 3/8	1216	47 7/8	4.4	9.7
BA1006	1000	271.00	---	600	---	600	1229	48 3/8	1216	47 7/8	4.4	9.7
BA1251	1250	329.00	BAL0751	750	329.00	120	1478	58 3/16	1465	57 11/16	5.2	11.4
BA1258	1250	264.00	BAL0758	750	264.00	208	1478	58 3/16	1465	57 11/16	5.2	11.4
BA1252	1250/940	264.00	BAL0752	750/560	264.00	240/208	1478	58 3/16	1465	57 11/16	5.2	11.4
BA1253	1250	329.00	BAL0753	750	329.00	347	1478	58 3/16	1465	57 11/16	5.2	11.4
BA1256	1250	329.00	BAL0756	750	329.00	600	1478	58 3/16	1465	57 11/16	5.2	11.4
BA1501	1500	345.00	BAL0901	900	347.00	120	1707	67 3/16	1694	66 11/16	6.0	13.2
BA1508	1500	282.00	BAL0908	900	281.00	208	1707	67 3/16	1694	66 11/16	6.0	13.2
BA1502	1500/1125	282.00	BAL0902	900/675	281.00	240/208	1707	67 3/16	1694	66 11/16	6.0	13.2
BA1503	1500	345.00	BAL0903	900	347.00	347	1707	67 3/16	1694	66 11/16	6.0	13.2
BA1506	1500	345.00	BAL0906	900	347.00	600	1707	67 3/16	1694	66 11/16	6.0	13.2
---	1750	---	BAL1051	1050	408.00	120	1953	76 7/8	1940	76 3/8	6.8	15.0
BA1758	1750	338.00	BAL1058	1050	337.00	208	1953	76 7/8	1940	76 3/8	6.8	15.0
BA1752	1750/1310	338.00	BAL1052	1050/790	337.00	240/208	1953	76 7/8	1940	76 3/8	6.8	15.0
BA1753	1750	408.00	BAL1053	1050	408.00	347	1953	76 7/8	1940	76 3/8	6.8	15.0
BA1756	1750	408.00	BAL1056	1050	408.00	600	1953	76 7/8	1940	76 3/8	6.8	15.0
---	2000	---	BAL1201	1200	444.00	120	2154	84 13/16	2141	84 5/16	7.7	16.9
BA2008	2000	369.00	BAL1208	1200	370.00	208	2154	84 13/16	2141	84 5/16	7.7	16.9
BA2002	2000/1500	369.00	BAL1202	1200/900	370.00	240/208	2154	84 13/16	2141	84 5/16	7.7	16.9
BA2003	2000	444.00	BAL1203	1200	444.00	347	2154	84 13/16	2141	84 5/16	7.7	16.9
BA2006	2000	444.00	BAL1206	1200	444.00	600	2154	84 13/16	2141	84 5/16	7.7	16.9
---	2250	---	---	1350	---	120	2405	94 11/16	2392	94 3/16	8.6	18.8
BA2258	2250	408.00	BAL1358	1350	409.00	208	2405	94 11/16	2392	94 3/16	8.6	18.8
BA2252	2250/1690	408.00	BAL1352	1350/1010	409.00	240/208	2405	94 11/16	2392	94 3/16	8.6	18.8
BA2253	2250	489.00	BAL1353	1350	489.00	347	2405	94 11/16	2392	94 3/16	8.6	18.8
BA2256	2250	489.00	BAL1356	1350	489.00	600	2405	94 11/16	2392	94 3/16	8.6	18.8
---	2500	---	---	1500	---	120	2629	103 1/2	2616	103	9.4	20.7
BA2508	2500	437.00	BAL1508	1500	437.00	208	2629	103 1/2	2616	103	9.4	20.7
BA2502	2500/1875	437.00	BAL1502	1500/1125	437.00	240/208	2629	103 1/2	2616	103	9.4	20.7
BA2503	2500	521.00	BAL1503	1500	521.00	347	2629	103 1/2	2616	103	9.4	20.7
BA2506	2500	521.00	BAL1506	1500	521.00	600	2629	103 1/2	2616	103	9.4	20.7

Add W for white (consult the optional colours chart or contact your Stelpro representative for all other colours).

Models also available in 277 V and 480 V.

--- not available

ACCESSORIES

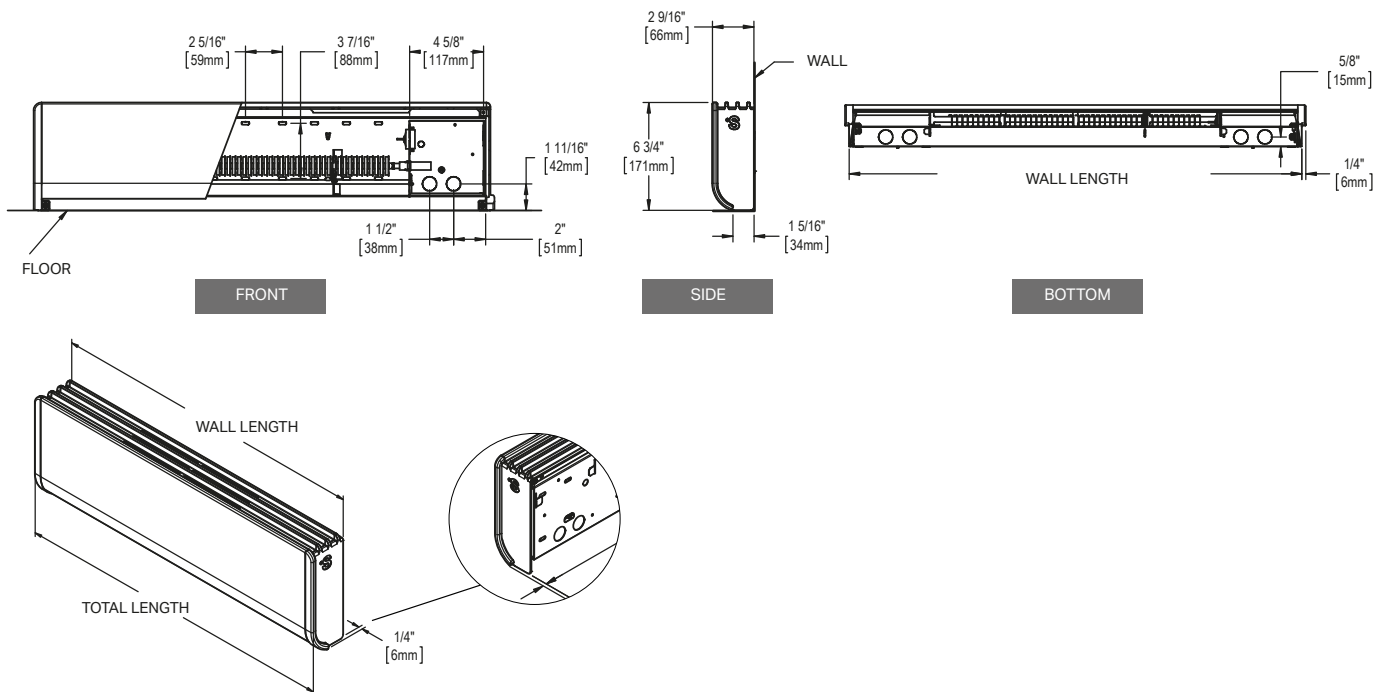
PRODUCT	DESCRIPTION	PRICE
BA1T1W*	built-in single pole thermostat [120 V-600 V]	37.00
BA2T1W*	built-in double pole thermostat [120 V-600 V]	42.00
BARE153*	built-in electronic low voltage relay [15 A @ 120 V-347 V]	81.00
BARE156*	built-in electronic low voltage relay [6 A @ 600 V]	132.00
BARE153T*	built-in electronic low voltage relay c/w transformer 24 V [15 A @ 208 V-347 V]	102.00
BARM240T*	built-in electromechanical relay c/w transformer 24 V [6000 W @ 240 V and 5200 W @ 208 V]	112.00
BARM347T*	built-in electromechanical relay c/w transformer 24 V [6000 W @ 347 V]	122.00
BARM347C*	built-in electromechanical relay w/o transformer 24 V [6000 W @ 120 V-347 V]	88.00
BAR841D1036*	built-in electromechanical low voltage relay w/o transformer 24 V [6000 W @ 600 V]	143.00
BADIS*	disconnect switch [up to 277 V max 15 A]	120.00
BADIS6*	disconnect switch [600 V]	181.00

Electronic relays can receive a PWM (pulsed width modulation) or digital (on/off) signal.

* Factory installed


* Factory installation is strongly recommended.

TECHNICAL DRAWINGS



SPR | PRIMA™

HIGH-END COMPACT BASEBOARD



PRIMA™



ELEGANCE, DISCRETION AND EFFICIENCY

The Prima electric baseboard has a distinctive compact format that adapts to various applications without compromising on performance. Thanks to its safe and innovative housing design with concealed elements, it's easy to clean and maintain. Sleek and elegant, Prima adds a modern touch to any room.

- **COMPACT AND EFFICIENT**
UP TO 25% SHORTER THAN A TRADITIONAL BASEBOARD
- **SAFER HOUSING**
6 MM (1/4 IN.) OPENINGS BLOCK ACCESS TO ELEMENTS
- **IMPACT RESISTANT**
REINFORCED FRONT PANEL
- **FAST AND EASY INSTALLATION**
GUIDE MARKS TO FACILITATE MOUNTING TO WALL
- **EASY TO CLEAN**
TWO-CLICK REMOVABLE FRONT PANEL



ULTRA PRECISE ELECTRONIC THERMOSTAT (OPTIONAL)

IDEAL FOR:

living room, dining room, kitchen, bedroom, office

COLOURS

- **standard:** white
- **ORORA (optional):** refer to www.stelpro.com/en-CA/orora

FINISH

- epoxy-polyester powdercoat

MANUFACTURING

- 22-gauge annealed galvanized steel housing and 20-gauge one-piece front panel that can support 99.8 kg (220 lbs) at the centre
- full-length thermal protection with automatic reset
- discreet air inlet; air exits from the top for maximum air circulation
- full-length wireway

ELEMENT

- single tubular, stainless steel sheathed element with boxed aluminum fins for improved heat dissipation; the element is securely fastened at its centre, floating in nylon sleeves at each end, eliminating expansion and contraction noises during heat cycles

CONTROL

- wall thermostat (not included) – use of a Stelpro electronic thermostat is strongly recommended
- built-in single pole electronic thermostat that can be installed in the right or left junction box (optional)
- low voltage relay kit and disconnect switch (optional)

INSTALLATION

- surface mounted
- connection compartment at each end
- BX and clamp knockouts for the NMD cables located at each end, at the back and under the unit
- oblong mounting holes at 1-inch intervals (top and bottom) and marks every 8 inches to locate studs

WARRANTY

- five years, *three years on electronic components and lifetime warranty on heating element (for original owner)

°STELPRO

Stelpro reserves the right to modify descriptions, manufacturing specifications or prices without prior notice. No returns accepted on optional-colour products. For all the latest models and prices, please refer to our website at www.stelpro.com.



TECHNICAL SPECIFICATIONS

325 W DENSITY PER LINEAR FOOT*			275 W DENSITY PER LINEAR FOOT*			VOLTAGE	TOTAL LENGTH		WALL LENGTH		WEIGHT	
CODE	WATTS	PRICE	CODE	WATTS	PRICE	VOLTS	MM	IN.	MM	IN.	KG	LB
SPR0501	500	120.00	SPRM0371	375	128.00	120	566	22 1/4	556	21 7/8	2.6	5.7
SPR0508	500	120.00	SPRM0378	375	128.00	208	566	22 1/4	556	21 7/8	2.6	5.7
SPR0502	500/375	96.00	SPRM0372	375/280	105.00	240/208	566	22 1/4	556	21 7/8	2.6	5.7
SPR0503	500	120.00	---	---	---	347	566	22 1/4	556	21 7/8	2.6	5.7
SPR1001	1000	133.00	SPRM0751	750	143.00	120	916	36 1/16	906	35 11/16	3.5	7.7
SPR1008	1000	133.00	SPRM0758	750	143.00	208	916	36 1/16	906	35 11/16	3.5	7.7
SPR1002	1000/750	111.00	SPRM0752	750/560	121.00	240/208	916	36 1/16	906	35 11/16	3.5	7.7
SPR1003	1000	133.00	SPRM0753	750	143.00	347	916	36 1/16	906	35 11/16	3.5	7.7
SPR1501	1500	159.00	SPRM1251	1250	167.00	120	1267	49 7/8	1257	49 1/2	4.4	9.7
SPR1508	1500	159.00	SPRM1258	1250	167.00	208	1267	49 7/8	1257	49 1/2	4.4	9.7
SPR1502	1500/1125	134.00	SPRM1252	1250/940	145.00	240/208	1267	49 7/8	1257	49 1/2	4.4	9.7
SPR1503	1500	159.00	SPRM1253	1250	167.00	347	1267	49 7/8	1257	49 1/2	4.4	9.7
---	---	---	---	---	---	120	---	---	---	---	---	---
SPR2008	2000	193.00	SPRM1758	1750	201.00	208	1618	63 11/16	1608	63 5/16	5.3	11.7
SPR2002	2000/1500	170.00	SPRM1752	1750/1315	178.00	240/208	1618	63 11/16	1608	63 5/16	5.3	11.7
SPR2003	2000	193.00	SPRM1753	1750	201.00	347	1618	63 11/16	1608	63 5/16	5.3	11.7

Add W for white (consult the optional colours chart or contact your Stelpro representative for all other colours).

*Densities are averages. --- not available

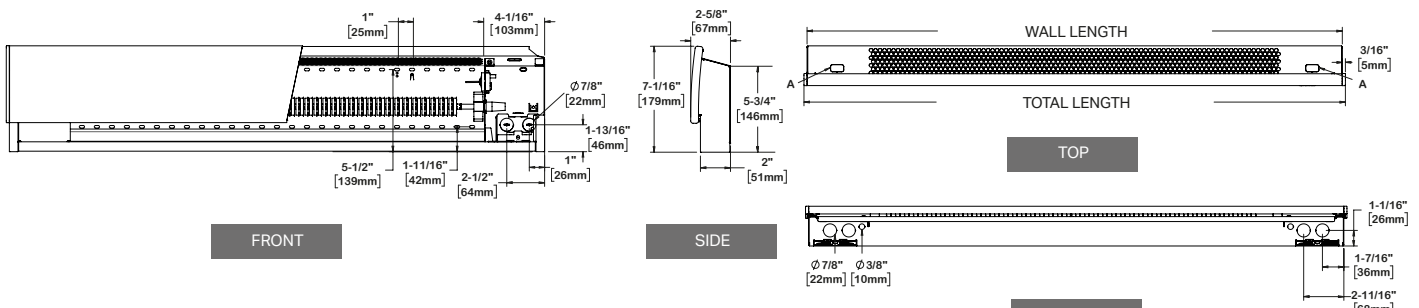
ACCESSORIES

PRODUCT	DESCRIPTION	PRICE
SIBTE12C	built-in electronic thermostat – Celsius [120 V-240 V]	73.00
SIBTE13C	built-in electronic thermostat – Celsius [277 V-347 V]	97.00
SPRRE153*	built-in electronic low voltage relay [15 A @ 120 V-347 V]	74.00
SPRRE153T*	built-in electronic low voltage relay with 24 V transformer [15 A @ 208 V-347 V]	94.00
SPRRM120T*	built-in electromechanical relay with 24 V transformer [6000 W @ 120 V]	105.00
SPRRM240T*	built-in electromechanical relay with 24 V transformer [6000 W @ 240 V and 5200 W @ 208 V]	101.00
SPRRM347T*	built-in electromechanical relay with 24 V transformer [6000 W @ 347 V]	105.00
SPRRM347C*	built-in electromechanical relay without 24 V transformer [6000 W @ 120 V-347 V]	79.00

Electronic relays can receive a PWM (pulsed width modulation) or all-or-nothing (on/off) signal.


*Factory installation only

TECHNICAL DRAWINGS



A = LOCATION OF BUILT-IN THERMOSTAT (OPTIONAL)

DISCOVER OUR RANGE OF COLOURS



TURQUOISE



MOSS GREEN




RED



DENIM BLUE



CHARCOAL



ORANGE

All optional colours: www.stelpro.com/en-CA/Orora



B | BRAVA®

ELECTRIC BASEBOARD



BRAVA®



THE REFERENCE ON THE MARKET

The B baseboard's reputation is well established. It's simply the most recognized and sought-after baseboard on the market. Now known as the Brava, this strong and durable baseboard stands out thanks to its rounded corners and unique, no-end-cap, one-piece design.

- **ROUNDED CORNERS**
- **QUICK AND EASY INSTALLATION**
- **STRONG CABINET**
ONE-PIECE CONSTRUCTION
- **MAY BE CONTROLLED BY A BUILT-IN OR WALL THERMOSTAT**

COLOURS

- **standard:** white, soft white
- **Orora (optional):** refer to www.stelpro.com/en-CA/orora

FINISH

- epoxy-polyester powdercoat

MANUFACTURING

- 22-gauge steel casing able to support 75 kg (165 lb) at its centre
- full-length thermal protection with automatic reset
- cabinet designed to ensure optimal hot air distribution
- full-length wireway

ELEMENT

- single tubular, stainless steel sheathed element with boxed aluminum fins for improved heat dissipation; the element is securely fastened at its centre, floating in nylon sleeves at each end, eliminating expansion and contraction noises

CONTROL

- built-in thermostat installed in the left or right junction box (optional)
- single pole electronic thermostat installed in the left or right junction box (optional)
- wall thermostat (not included) – the use of an electronic thermostat is strongly recommended
- low voltage relay kit installed in the left junction box only (optional)

INSTALLATION

- surface mounted
- knockouts for the BX and clamps for the NMD cables located at each end
- mounting holes spaced at 1-inch intervals along the top and the bottom of the unit

WARRANTY

- five years, *three years on electronic components and lifetime warranty on heating element (for original owner)

IDEAL FOR:

kitchen, living room, bedroom, office, basement, commercial space

°STELPRO

TECHNICAL SPECIFICATIONS

DENSITY OF 250 W PER LINEAR FOOT	POWER	VOLTAGE	LENGTH		WEIGHT		PRICE
CODE	WATTS	VOLTS	MM	IN.	KG	LB	
B0301	300	120	505	19 7/8	2.0	4.3	73.00
B0308	300	208	505	19 7/8	2.0	4.3	60.00
B0302	300/225	240/208	505	19 7/8	2.0	4.3	57.00
---	300	347	505	19 7/8	2.0	4.3	---
---	300	600	505	19 7/8	2.0	4.3	---
B03019	300	120	559	22	2.0	4.3	73.00
B03089	300	208	559	22	2.0	4.3	60.00
B03029	300/225	240/208	559	22	2.0	4.3	57.00
---	300	347	559	22	2.0	4.3	---
---	300	600	559	22	2.0	4.3	---
B0501	500	120	708	27 7/8	3.0	7	78.00
B0508	500	208	708	27 7/8	3.0	7	63.00
B0502	500/375	240/208	708	27 7/8	3.0	7	60.00
B0503	500	347	708	27 7/8	3.0	7	78.00
---	500	600	708	27 7/8	3.0	7	---
B0751	750	120	956	37 5/8	4.1	9	84.00
B0758	750	208	956	37 5/8	4.1	9	72.00
B0752	750/560	240/208	956	37 5/8	4.1	9	69.00
B0753	750	347	956	37 5/8	4.1	9	84.00
B0756	750	600	956	37 5/8	4.1	9	84.00
B1001	1000	120	1207	47 1/2	5.1	11	98.00
B1008	1000	208	1207	47 1/2	5.1	11	84.00
B1002	1000/750	240/208	1207	47 1/2	5.1	11	80.00
B1003	1000	347	1207	47 1/2	5.1	11	98.00
B1006	1000	600	1207	47 1/2	5.1	11	98.00
B1251	1250	120	1454	57 1/4	6.2	14	117.00
B1258	1250	208	1454	57 1/4	6.2	14	97.00
B1252	1250/940	240/208	1454	57 1/4	6.2	14	94.00
B1253	1250	347	1454	57 1/4	6.2	14	117.00
B1256	1250	600	1454	57 1/4	6.2	14	117.00
B1501	1500	120	1683	66 1/4	7.2	16	128.00
B1508	1500	208	1683	66 1/4	7.2	16	105.00
B1502	1500/1125	240/208	1683	66 1/4	7.2	16	102.00
B1503	1500	347	1683	66 1/4	7.2	16	128.00
B1506	1500	600	1683	66 1/4	7.2	16	128.00
---	1750	120	1930	76	8.2	18	---
B1758	1750	208	1930	76	8.2	18	126.00
B1752	1750/1315	240/208	1930	76	8.2	18	121.00
B1753	1750	347	1930	76	8.2	18	152.00
B1756	1750	600	1930	76	8.2	18	152.00
---	2000	120	2130	83 7/8	9.1	20	---
B2008	2000	208	2130	83 7/8	9.1	20	136.00
B2002	2000/1500	240/208	2130	83 7/8	9.1	20	133.00
B2003	2000	347	2130	83 7/8	9.1	20	172.00
B2006	2000	600	2130	83 7/8	9.1	20	172.00
---	2250	120	2381	93 3/4	10.2	22	---
B2258	2250	208	2381	93 3/4	10.2	22	150.00
B2252	2250/1690	240/208	2381	93 3/4	10.2	22	146.00
B2253	2250	347	2381	93 3/4	10.2	22	186.00
B2256	2250	600	2381	93 3/4	10.2	22	186.00
---	2500	120	2607	102 5/8	11.1	24	---
B2508	2500	208	2607	102 5/8	11.1	24	162.00
B2502	2500/1875	240/208	2607	102 5/8	11.1	24	159.00
B2503	2500	347	2607	102 5/8	11.1	24	203.00
B2506	2500	600	2607	102 5/8	11.1	24	203.00

Add W for white or SW for soft white (consult the optional colours chart or contact your Stelpro representative for all other colours).

Models also available in 277 V and 480 V.

--- not available

Please note that the width of the units may vary by more or less 1/16 in. (0.15 cm).

BUILT-IN THERMOSTATS



SIBTE - ELECTRONIC



SIBTx - MECHANICAL

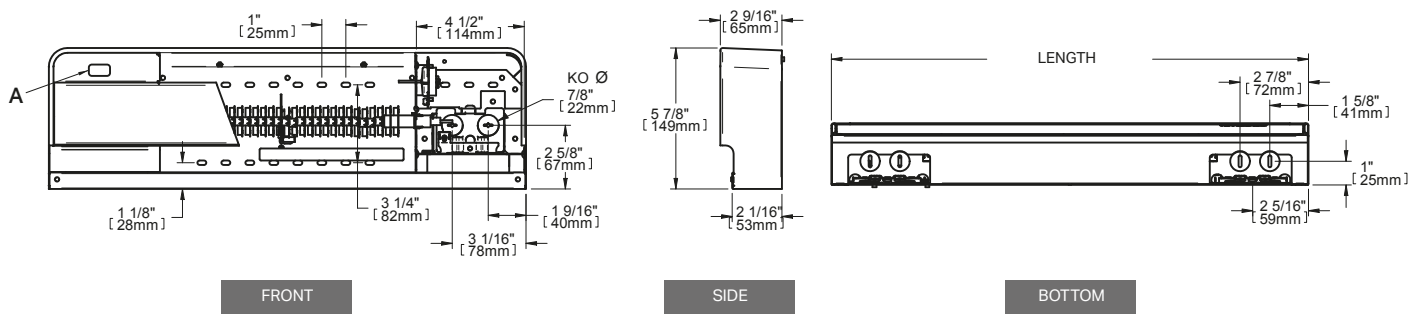


ACCESSORIES

PRODUCT	DESCRIPTION	PRICE
SIBTE12C	built-in electronic thermostat – Celsius [120 V-240 V]	73.00
SIBTE13C	built-in electronic thermostat – Celsius [277 V-347 V]	97.00
SIBT1*	built-in single pole thermostat [120 V-600 V]	33.00
SIBT2*	built-in double pole thermostat [120 V-600 V]	40.00
SIBT2TP*	built-in tamper-proof double pole thermostat [120 V-600 V]	57.00
BRE153*	built-in electronic low voltage relay [15 A @ 120 V-347 V]	74.00
BRE156*	built-in electronic low voltage relay [6 A @ 600 V]	124.00
BRE153T*	built-in electronic low voltage relay c/w transformer 24 V [15 A @ 208 V-347 V]	94.00
BP*	spray paint	51.00

Electronic relays can receive a PWM (pulsed width modulation) or digital (on/off) signal.
 * Add W for white or SW for soft white.
 * Factory installation

TECHNICAL DRAWINGS



A = LOCATION OF BUILT-IN THERMOSTAT (OPTIONAL)



SORB | ORLÉANS™

HIGH-END WALL FAN HEATER



ORLÉANS™



FOR FAST COMFORT!

The Stelpro family of high-end Orléans convectors is growing. Treat yourself to our brand-new Orléans high-end fan heater and enjoy a toasty warm bathroom even in winter. Thanks to its optimum heat output and rapid temperature rise, this model provides heat exactly when you need it. It is also the quietest fan heater in its category, allowing you to relax and enjoy some peace and quiet. Very similar to our Orléans high-end convector, this fan heater has an optional built-in, smart-home-ready thermostat.

■ THE QUIETEST FAN HEATER IN ITS CATEGORY

■ HEAT "BOOST" MODE FAST TEMPERATURE RISE (1000 W TO 2000 W)*

■ STURDY, DURABLE AND RUST-RESISTANT

■ OPTIONAL BUILT-IN ELECTRONIC THERMOSTAT PERFECT FOR THE SMART HOME

COLOURS

- **standard:** white, soft white
- **Orora (optional):** refer to www.stelpro.com/en-CA/Orora

FINISH

- epoxy-polyester powdercoat

MANUFACTURING

- high performance polymer cabinet, 20-gauge satin-finish steel front with moulded aluminum edges
- centrifugal fan that ensures a quiet and efficient airflow
- thermal protections with manual reset
- top front air intake and bottom front air discharge

ELEMENT

- high-quality nichrome element that generates instant heat

CONTROL

MODEL WITHOUT A THERMOSTAT:

- an electronic wall thermostat is recommended

MODEL WITH A BUILT-IN THERMOSTAT:

- built-in smart thermostat featuring the Zigbee protocol
- 1000 W to maintain temperature setpoint
- 2000 W when "boost" mode is activated (with a timer)
- colour-code feedback for responsible energy consumption
- drastic temperature drop detection (open window function)

INSTALLATION

- recessed or surface mounted – surface adaptor included
- on the wall, a minimum of 6 in. from the floor
- front easy to install with only one mounting screw
- power switch selector – 1000 W or 2000 W (model without a thermostat only)

WARRANTY

- five years, *three years on electronic components

† 5°C (9°F) temperature rise within five minutes. (Tests performed with the 2000 W model in a 70 ft² room.)

IDEAL FOR:

bathroom, entrance, vestibule, hallway, living space

°STELPRO

TECHNICAL SPECIFICATIONS

PRODUCT	WITH THERMOSTAT		WITHOUT THERMOSTAT	VOLTAGE	HEIGHT		LENGTH		WEIGHT		PRICE
	HEATING	HEAT "BOOST" MODE			MM	IN.	MM	IN.	KG	LB	
CODE	WATTS	WATTS	WATTS	VOLTS							
SORB2002M	1000/750	2000/1500	---	240/208	398	15 11/16	322	12 11/16	4.3	9.4	681.00
SORB2002WC	---	---	2000/1500 or 1000/750*	240/208	398	15 11/16	322	12 11/16	4.3	9.4	529.00

Add W for white or SW for soft white (consult the optional colour chart and contact your Stelpro representative for all other colours).

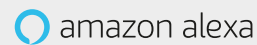
* Selected when installed with a power switch

BUILT-IN THERMOSTAT

CONTROL THE TEMPERATURE OF YOUR HOME FROM YOUR SMARTPHONE OR VOICE ASSISTANT.



COMPATIBLE CONTROLLER REQUIRED



For home automated system compatibilities and instructions on connecting to your thermostat refer to www.stelpro.com.

DISCOVER OUR RANGE OF COLOURS



MOSS GREEN



TURQUOISE



DENIM BLUE



MIDNIGHT BLUE



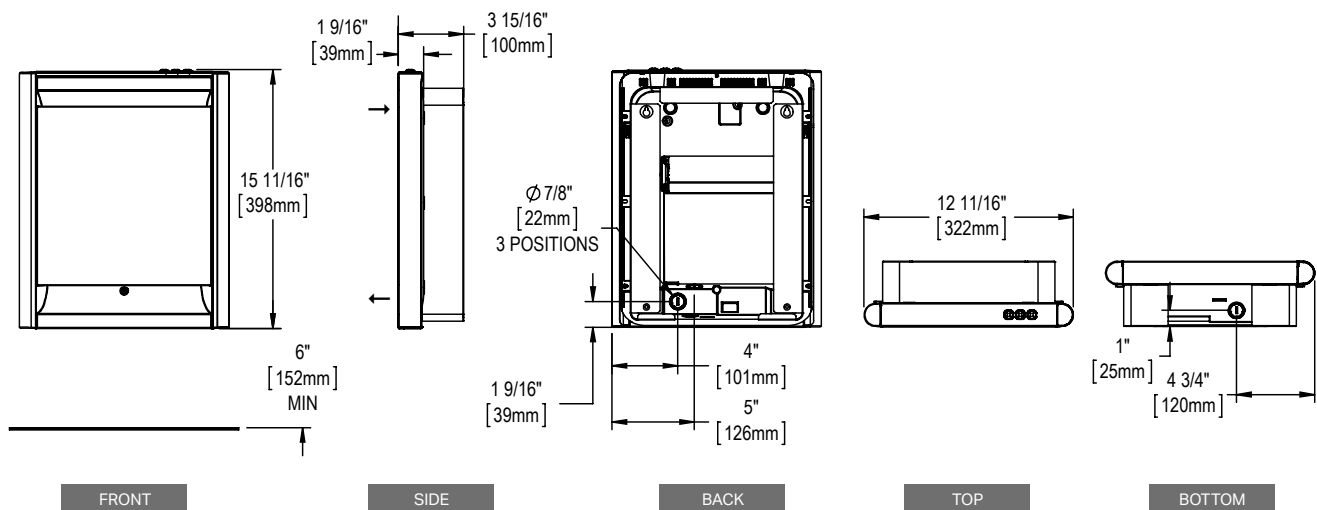
RED



CHARCOAL

All optional colours: www.stelpro.com/en-CA/Orora

TECHNICAL DRAWINGS



SOA | OASIS™

WALL FAN HEATER

oasis®



GRANDS
PRIX
DU DESIGN



MAKE YOUR BATHROOM AN OASIS OF PEACE AND TRANQUILITY

The quiet and discreet Oasis bathroom fan heater provides all the comfort you need. It features a highly accurate electronic thermostat and optimal heat output, so you can easily and rapidly control the comfort-level of your rooms. Also offered without a thermostat, it's the perfect little device to heat small rooms like vestibules or hallways. In addition, its refined look and high-performance polymer finish blend in with any decor.

- **ULTRA-QUIET FAN HEATER**
- **HEAT "BOOST" MODE**
FAST TEMPERATURE INCREASE
(1000 W TO 2000 W)†
- **FEATURING HIGH-PERFORMANCE
POLYMER AND SATIN-FINISH
PAINTED STEEL**
- **OPTIONAL BUILT-IN
ELECTRONIC THERMOSTAT**

COLOUR

- white

FINISH

- epoxy-polyester powdercoat

MANUFACTURING

- high performance polymer cabinet and front edges, 20-gauge satin-finish steel front
- centrifugal fan that ensures a quiet and efficient airflow
- thermal protections with manual reset
- top front air intake and bottom front air discharge
- 6 ft (2 m) 16 gage molded cable with 3-prong grounded, 120 V plug (SOA1501PW model)

ELEMENT

- high-quality nichrome element that generates instant heat

CONTROL

MODEL WITHOUT A THERMOSTAT:

- an electronic wall thermostat is recommended

MODEL WITH A BUILT-IN THERMOSTAT:

- built-in electronic thermostat
- 1000 W to maintain temperature setpoint
- 2000 W when "boost" mode is activated (with a timer)
- drastic temperature drop detection (open window function)

INSTALLATION

- recessed or surface mounted – surface adapter not required
- on the wall, a minimum of 6 in. from the floor
- front easy to install with only one mounting screw
- power switch selector – 1000 W or 2000 W (model without a thermostat only)

WARRANTY

- five years, *three years on electronic components

† 5°C (9°F) temperature rise within five minutes. (Tests performed with the 2000 W model in a 70 ft² room.)



ALSO AVAILABLE

**EASY INSTALLATION
WITH 120 V PLUG**

IDEAL FOR:

bathroom, entrance, vestibule, hallway, living space

°**STELPRO**

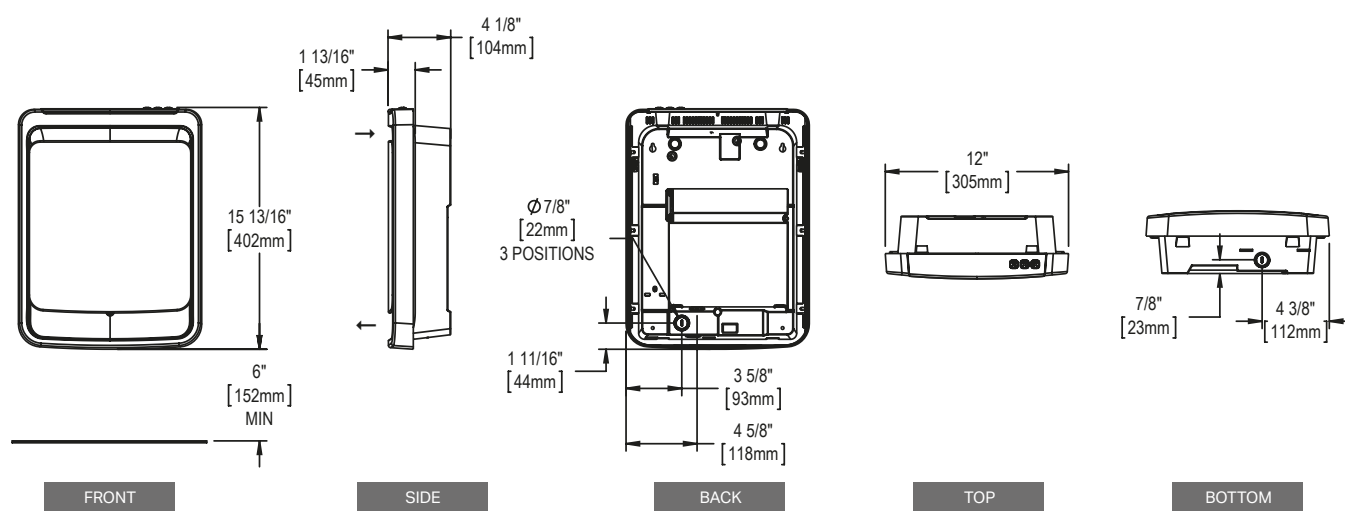


TECHNICAL SPECIFICATIONS

PRODUCT	WITH THERMOSTAT		WITHOUT THERMOSTAT	VOLTAGE	HEIGHT		LENGTH		WEIGHT		PRICE
	HEATING	HEAT "BOOST" MODE			MM	IN.	MM	IN.	KG	LB	
CODE	WATTS	WATTS	WATTS	VOLTS							
SOA2002W	1000/750	2000/1500	---	240/208	402	15 13/16	305	12	3.6	7.9	405.00
SOA2002WCW	---	---	2000/1500 or 1000/750*	240/208	402	15 13/16	305	12	3.6	7.9	327.00
MODEL WITH 120 V PLUG (RESIDENTIAL OUTLET)											
SOA1501PW	1000	1500	---	120	402	15 13/16	305	12	3.6	7.9	448.00

* Select when installing with a power switch

TECHNICAL DRAWINGS



Stelpro reserves the right to modify descriptions, manufacturing specifications or prices without prior notice. No returns accepted on optional-colour products. For all the latest models and prices, please refer to our website at www.stelpro.com.

RWF | PULSAIR™

WALL FAN HEATER



PULSAIR™



THE CLASSIC FAN HEATER

You won't find anything better than this efficient, durable and low noise fan heater. The Pulsair is extremely popular for many reasons. First, it can be recessed or surface mounted with a surface adapter (optional). It can also be mounted vertically or horizontally so that air can flow either up and down or right and left. Finally, the slim-line Pulsair can be recessed into a wall thickness of 2 in. to 3 in. While it's a winning heating solution for hallways or bathrooms, it can also be installed anywhere in the house, such as the office, or in commercial spaces. Its nichrome element provides instant heat. Available from 500 W to 2000 W, and from 120 V to 347 V, the Pulsair is recognized and recommended by those in the know.

■ VERY QUIET FAN HEATER

■ THE MOST RESISTANT GRILLE ON THE MARKET

■ INSTANT HEAT NICHROME ELEMENT

■ MULTIPLE INSTALLATION OPTIONS RECESSED, SURFACE MOUNTED, HORIZONTAL OR VERTICAL

■ ADAPTS TO MULTIPLE MARKETS AVAILABLE IN: 120 V, 208 V, 240 V AND 347 V

COLOURS

- **standard:** white, soft white
- **Orora (optional):** refer to www.stelpro.com/en-CA/Orora

FINISH

- epoxy-polyester powdercoat

MANUFACTURING

- 20-gauge steel cabinet and 18-gauge steel grille
- quiet fan – 40 CFM (500 W to 1000 W models) – 75 CFM (1250 W to 2000 W models)
- thermal protection with automatic reset

ELEMENT

- nichrome element produces instant heat

CONTROL

- built-in thermostat (optional), 3 control knobs included (white, soft white and black)
- wall thermostat (not included) – the use of an electronic thermostat is strongly recommended

INSTALLATION

- wall mounted
- recessed (wall must have a depth of 2 3/8 in. minimum)
- surface mounted with surface adapter (optional)
- four installation positions

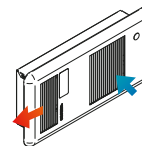
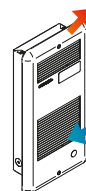
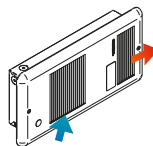
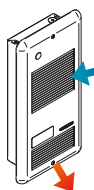
WARRANTY

- five years

IDEAL FOR:

hallway, bathroom, locker room, office

FOUR INSTALLATION OPTIONS



°STELPRO

TECHNICAL SPECIFICATIONS

WITHOUT CONTROL		BUILT-IN THERMOSTAT		24 V CONTROL		POWER	VOLTAGE	FLOW	THROW DISTANCE		HEAT RISE		WEIGHT	
CODE	PRICE	CODE	PRICE	CODE	PRICE	WATTS	VOLTS	CFM	M	FT.	°C	°F	KG	LB
RWF0501	214.00	---	---	---	---	500	120	40	2	6'6"	22	39	2.7	6
RWF0508	212.00	---	---	---	---	500	208	40	2	6'6"	22	39	2.7	6
RWF0502	212.00	---	---	---	---	500/375	240/208	40	2	6'6"	22	39	2.7	6
RWF0503	268.00	RWF0503T	304.00	RWF0503C24	332.00	500	347	40	2	6'6"	22	39	2.7	6
RWF0751	226.00	---	---	---	---	750	120	40	2	6'6"	33	59	2.7	6
RWF0758	223.00	---	---	---	---	750	208	40	2	6'6"	33	59	2.7	6
RWF0752	223.00	---	---	---	---	750/563	240/208	40	2	6'6"	33	59	2.7	6
RWF0753	279.00	RWF0753T	315.00	RWF0753C24	342.00	750	347	40	2	6'6"	33	59	2.7	6
RWF1001	230.00	---	---	---	---	1000	120	40	2	6'6"	44	79	2.7	6
RWF1008	225.00	---	---	---	---	1000	208	40	2	6'6"	44	79	2.7	6
RWF1002	225.00	---	---	---	---	1000/750	240/208	40	2	6'6"	44	79	2.7	6
RWF1003	282.00	RWF1003T	318.00	RWF1003C24	346.00	1000	347	40	2	6'6"	44	79	2.7	6
RWF1251	243.00	---	---	---	---	1250	120	75	2.1	6'10"	29	53	2.7	6
RWF1258	237.00	---	---	---	---	1250	208	75	2.1	6'10"	29	53	2.7	6
RWF1252	237.00	---	---	---	---	1250/938	240/208	75	2.1	6'10"	29	53	2.7	6
RWF1253	294.00	RWF1253T	331.00	RWF1253C24	358.00	1250	347	75	2.1	6'10"	29	53	2.7	6
RWF1501	248.00	---	---	---	---	1500	120	75	2.1	6'10"	35	63	2.7	6
RWF1508	243.00	---	---	---	---	1500	208	75	2.1	6'10"	35	63	2.7	6
RWF1502	243.00	---	---	---	---	1500/1125	240/208	75	2.1	6'10"	35	63	2.7	6
RWF1503	298.00	RWF1503T	334.00	RWF1503C24	361.00	1500	347	75	2.1	6'10"	35	63	2.7	6
---	---	---	---	---	---	2000	120	75	2.1	6'10"	47	89	2.7	6
RWF2002	264.00	---	---	---	---	2000/1500	240/208	75	2.1	6'10"	47	89	2.7	6
RWF2008	264.00	---	---	---	---	2000	208	75	2.1	6'10"	47	89	2.7	6
RWF2003	321.00	RWF2003T	357.00	RWF2003C24	384.00	2000	347	75	2.1	6'10"	47	89	2.7	6

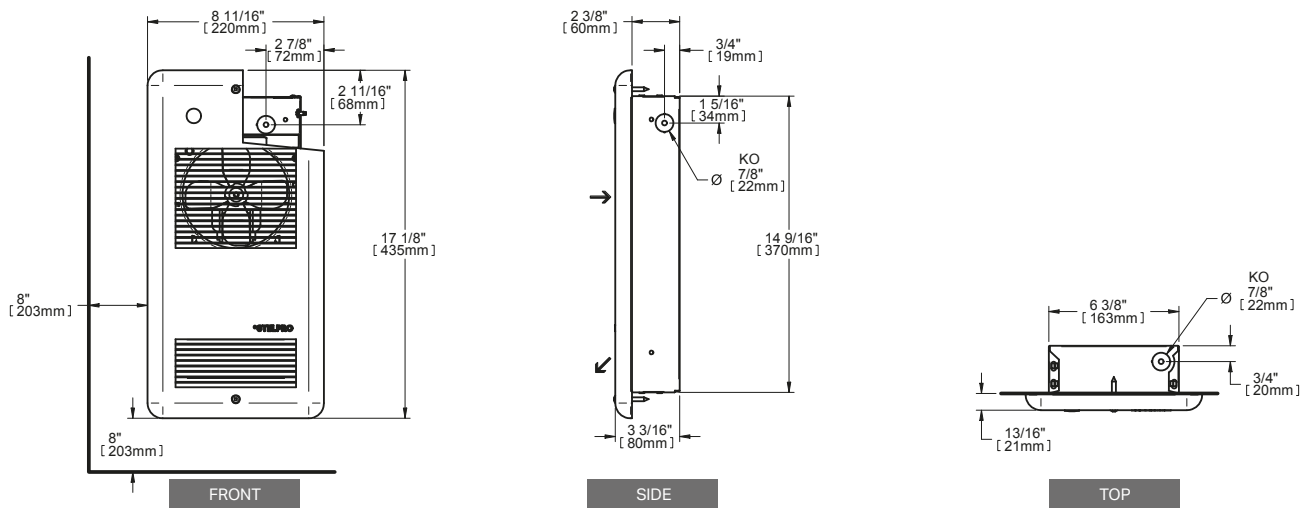
Add W for white or SW for soft white (consult the optional colours chart or contact your Stelpro representative for all other colours).
Models also available in 277 V. --- not available

ACCESSORIES

PRODUCT	DESCRIPTION	PRICE
RWFT1*	built-in single pole thermostat [120 V-347 V]	38.00
RWFT2	built-in double pole thermostat [120 V-347 V]	51.00
RWFS*	surface adapter	56.00

* Add W for white or SW for soft white.

TECHNICAL DRAWINGS



SCR | RADIANCE™

COVE HEATER



INNOVATION AT THE HEIGHT OF YOUR EXPECTATIONS

The Radiance cove heater is one of the most efficient heating systems available today. Mounted near the ceiling, the Radiance directs heat downward across the room, without being blocked by furniture and other objects. Radiant heat warms people in the room directly, creating comfortable conditions similar to the sun. The Radiance also warms all inanimate objects in its path; these objects absorb the heat and in turn act as a "heat reserve," initiating a convection-type flow of heated air that further helps maintain the desired room temperature.

- **15% GREATER ENERGY PERFORMANCE COMPARED TO OTHER RADIANT HEATERS**
- **WALL MOUNTED 2.5 IN. FROM THE CEILING – OUT OF REACH OF CHILDREN AND FREES UP SPACE**
- **IDEAL FOR PEOPLE WITH ALLERGIES**
NO FORCED-AIR MOVEMENT
- **COMPACT AND LIGHTWEIGHT**
IDEAL FOR NEW CONSTRUCTIONS AND RETROFITS

COLOURS

- **standard:** soft white
- **Orora (optional):** anodized aluminum paint and black only (refer to www.stelpro.com/en-CA/Orora)

FINISH

- front panel: high temperature, high emissivity paint coating for maximum thermal efficiency
- other parts: hybrid epoxy-polyester powder paint

MANUFACTURING

- aluminum front panel
- 18-gauge steel cabinet and back box
- aluminum end covers
- 24-gauge stainless steel reflector
- full-length wireway
- designed and assembled for reduced noise from the expansion and contraction of metal during heating cycles

ELEMENT

- tubular; stainless steel

CONTROL

- wall thermostat (not included) – the use of an electronic thermostat is strongly recommended
- built-in single pole bimetal thermostat installed in the left or right junction box (optional)

INSTALLATION

- wall mounted at a distance of 2.5 in. or more from the ceiling
- all flammable material must be 6 in. or more from the front of the unit

WARRANTY

- five years

IDEAL FOR:

main heat source for any room, above a window or patio door, living space, daycare center, school, playroom, locker room, spa, rooms with limited space

°STELPRO

TECHNICAL SPECIFICATIONS

PRODUCT	POWER	VOLTAGE	LENGTH		WEIGHT		PRICE
CODE	WATTS	VOLTS	MM	IN.	KG	LB	
SCR0451	450	120	860	34	2.9	6.4	305.00
SCR0458	450	208	860	34	2.9	6.4	305.00
SCR0452	450/338	240/208	860	34	2.9	6.4	305.00
SCR0453	450	347	860	34	2.9	6.4	368.00
SCR0601	600	120	1190	47	4.0	8.9	385.00
SCR0608	600	208	1190	47	4.0	8.9	385.00
SCR0602	600/450	240/208	1190	47	4.0	8.9	385.00
SCR0603	600	347	1190	47	4.0	8.9	448.00
SCR0751	750	120	1500	59	5.0	11.1	451.00
SCR0758	750	208	1500	59	5.0	11.1	451.00
SCR0752	750/563	240/208	1500	59	5.0	11.1	451.00
SCR0753	750	347	1500	59	5.0	11.1	513.00
SCR0756	750	600	1500	59	5.0	11.1	513.00
SCR0901	900	120	1800	71	5.9	13.0	497.00
SCR0908	900	208	1800	71	5.9	13.0	497.00
SCR0902	900/675	240/208	1800	71	5.9	13.0	497.00
SCR0903	900	347	1800	71	5.9	13.0	558.00
SCR0906	900	600	1800	71	5.9	13.0	558.00
SCR1051	1050	120	2110	83	7.1	15.7	542.00
SCR1058	1050	208	2110	83	7.1	15.7	542.00
SCR1052	1050/788	240/208	2110	83	7.1	15.7	542.00
SCR1053	1050	347	2110	83	7.1	15.7	602.00
SCR1056	1050	600	2110	83	7.1	15.7	602.00
SCR1201	1200	120	2390	94	8.1	17.8	614.00
SCR1208	1200	208	2390	94	8.1	17.8	614.00
SCR1202	1200/900	240/208	2390	94	8.1	17.8	614.00
SCR1203	1200	347	2390	94	8.1	17.8	675.00
SCR1206	1200	600	2390	94	8.1	17.8	675.00
SCR1508	1500	208	2690	106	9.1	20.1	713.00
SCR1502	1500/1125	240/208	2690	106	9.1	20.1	713.00
SCR1503	1500	347	2690	106	9.1	20.1	775.00
SCR1506	1500	600	2690	106	9.1	20.1	775.00

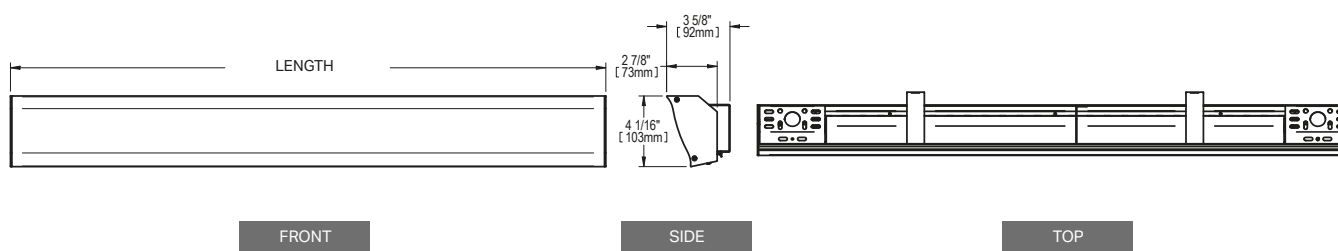
Add SW for soft white (consult the optional colours chart or contact your Stelpro representative for all other colours).
Models also available in 277 V and 480 V.

ACCESSORIES

PRODUCT	DESCRIPTION	PRICE
SCRSPSW	splice plate kit (for installing two units side by side)	48.00
SCRBTRSW*	single pole bimetal thermostat with right side end cover	99.00
SCRBTLSW*	single pole bimetal thermostat with left side end cover	99.00

* Factory installed

TECHNICAL DRAWINGS



SKS

KICK SPACE HEATER



HIDE 'N HEAT

"Hide 'n heat" is what the SKS kick space heater by Stelpro offers. Its sleek, redesigned grille is slimmer than ever for easy installation in narrow spaces under kitchen or bathroom cabinets or in stair risers. Enjoy comfortable forced-air heating from the most discreet fan heater on the market.

- **POWER SELECTOR SWITCH**
- **EASY INSTALLATION**
- **ATTRACTIVE GRILLE**
ONE-PIECE, FRAMELESS

COLOURS

- **standard:** white, soft white
- **luxury finish:** stainless steel
- **Orora (optional):** refer to www.stelpro.com/en-CA/Orora

FINISH

- epoxy-polyester powdercoat

MANUFACTURING

- 22-gauge steel cabinet and 16-gauge steel front
- quiet, 50 CFM capacity
- thermal protection with automatic reset
- added protection provided by a fuse-link (must be replaced once activated)

WATTAGE AND VOLTAGE

- power selector switch

ELEMENT

- tubular element sheathed with spiral-wound fins for improved heat dissipation

CONTROL

- wall thermostat (not included) – the use of an electronic thermostat is strongly recommended
- built-in thermostat (optional), 3 control knobs included (white, soft white and black)

INSTALLATION

- recessed

WARRANTY

- five years, *three years on electronic components

IDEAL FOR:

under a kitchen or bathroom cabinet, in a stair riser

°STELPRO



TECHNICAL SPECIFICATIONS

PRODUCT	POWER	VOLTAGE	THROW DISTANCE (IN FRONT)		HEAT RISE		WEIGHT		PRICE	
CODE	WATTS	VOLTS	M	FT	°C	°F	KG	LB	W OR SW	SS
SKS1001	500 OR 1000	120	1.2	4	29	53	4.5	10	412.00	464.00
SKS1002	500/375 OR 1000/750	240/208	1.2	4	29	53	4.5	10	412.00	464.00

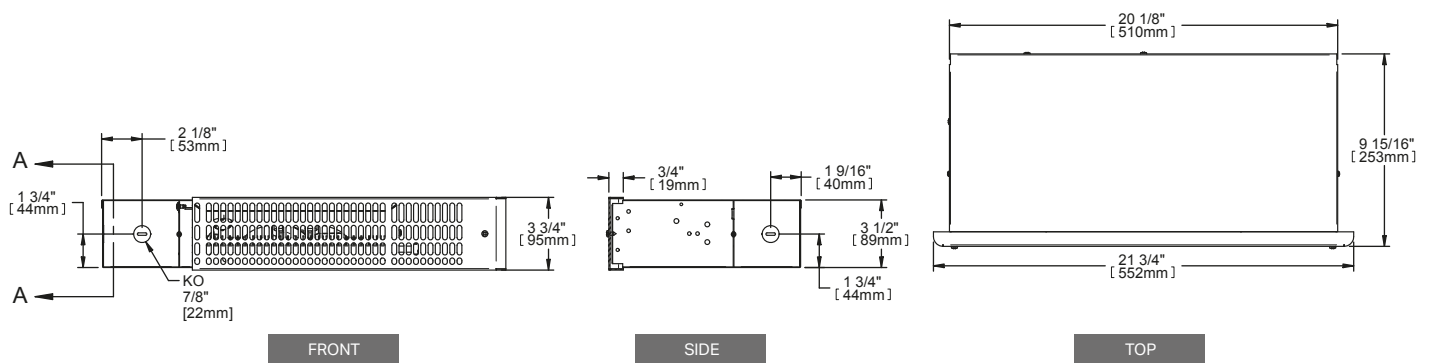
Add W for white, SW for soft white or SS for stainless steel (consult the optional colours chart or contact your Stelpro representative for all other colours).

ACCESSORIES

PRODUCT	DESCRIPTION	PRICE
SKST1	built-in single pole thermostat	59.00
SKST2	built-in double pole thermostat	74.00
SKSR*	extended grille (23 5/8 in. x 3 3/4 in. – 600 mm x 95 mm) allows to cover gaps or imperfections for a renovation project	80.00
SKSRSS	extended stainless steel grille (23 5/8 in. x 3 3/4 in. – 600 mm x 95 mm) allows to cover gaps or imperfections for a renovation project	109.00

* Add W for white or SW for soft white.

TECHNICAL DRAWINGS



Stelpro reserves the right to modify descriptions, manufacturing specifications or prices without prior notice. No returns accepted on optional-colour products.
For all the latest models and prices, please refer to our website at www.stelpro.com.

FI

FLOOR INSERT CONVECTOR



A CONVECTOR LIKE NO OTHER!

Just as its name indicates, the FI floor insert convector can be recessed into the floor and dissipates heat quietly by means of natural convection, without any fan noise. It can be installed into different types of floors, including wood and concrete, freeing up precious wall and window space. An great alternative to conventional baseboards, this versatile floor heater acts as a draft barrier, and can be recessed in front of large windows and sliding doors or serve as perimeter heating in a continuous, end-to-end fashion.

- **SILENT OPERATION**
- **FLOOR DROP-IN UNIT**
- **ATTRACTIVE AND ROBUST**
9-GAUGE EXTRUDED ALUMINUM GRILLE WITH BORDER
- **TURNKEY PROJECTS AVAILABLE**
FOR PERIPHERIC HEATING WITH BLANK SECTIONS AND OPTIONAL ADAPTABLE GRILLE(S)

COLOURS

- **standard:** white, soft white
- **Orora (optional):** refer to www.stelpro.com/en-CA/Orora

FINISH

- epoxy-polyester powdercoat

MANUFACTURING

- 18-gauge galvanized steel cabinet and 9-gauge extruded aluminum grille
- thermal protection with manual reset
- protective wire mesh to prevent foreign objects from entering the interior of the unit

ELEMENT

- single tubular, stainless steel sheathed element with boxed aluminum fins

for improved heat dissipation; the element is securely fastened at its centre, floating in nylon sleeves at each end, eliminating expansion and contraction noises

CONTROL

- wall thermostat (not included) – the use of an electronic thermostat is strongly recommended
- low voltage relay kit installed in the left or right junction box (optional)

INSTALLATION

- floor recessed
- parallel to floor joist

WARRANTY

- three years

IDEAL FOR:

office, school, hospital, commercial space, solarium



TECHNICAL SPECIFICATIONS

DENSITY OF 250 W PER LINEAR FOOT		DENSITY OF 200 W PER LINEAR FOOT		DENSITY OF 150 W PER LINEAR FOOT		VOLTAGE	LENGTH A		LENGTH B		WEIGHT		PRICE
CODE	WATTS	CODE	WATTS	CODE	WATTS	VOLTS	MM	IN.	MM	IN.	KG	LB	
FI6051	500	FI6041	400	FI6031	300	120	600	23 5/8	558	22	6.4	14	1 093.00
FI6058	500	FI6048	400	FI6038	300	208	600	23 5/8	558	22	6.4	14	1 093.00
FI6052	500	FI6042	400	FI6032	300	240	600	23 5/8	558	22	6.4	14	1 093.00
FI6053	500	---	400	---	300	347	600	23 5/8	558	22	6.4	14	1 093.00
---	500	---	400	---	300	600	600	23 5/8	558	22	6.4	14	---
FI9071	750	FI9061	600	FI9041	450	120	900	35 7/16	858	33 13/16	10.0	22	1 244.00
FI9078	750	FI9068	600	FI9048	450	208	900	35 7/16	858	33 13/16	10.0	22	1 244.00
FI9072	750	FI9062	600	FI9042	450	240	900	35 7/16	858	33 13/16	10.0	22	1 244.00
FI9073	750	FI9063	600	FI9043	450	347	900	35 7/16	858	33 13/16	10.0	22	1 244.00
FI9076	750	---	600	---	450	600	900	35 7/16	858	33 13/16	10.0	22	1 244.00
FI12101	1000	FI12081	800	FI12061	600	120	1200	47 1/4	1158	45 5/8	13.6	30	1 400.00
FI12108	1000	FI12088	800	FI12068	600	208	1200	47 1/4	1158	45 5/8	13.6	30	1 400.00
FI12102	1000	FI12082	800	FI12062	600	240	1200	47 1/4	1158	45 5/8	13.6	30	1 400.00
FI12103	1000	FI12083	800	FI12063	600	347	1200	47 1/4	1158	45 5/8	13.6	30	1 400.00
FI12106	1000	FI12086	800	---	600	600	1200	47 1/4	1158	45 5/8	13.6	30	1 400.00
FI15121	1250	FI15101	1000	FI15071	750	120	1500	59 1/16	1458	57 3/8	16.9	37	1 613.00
FI15128	1250	FI15108	1000	FI15078	750	208	1500	59 1/16	1458	57 3/8	16.9	37	1 613.00
FI15122	1250	FI15102	1000	FI15072	750	240	1500	59 1/16	1458	57 3/8	16.9	37	1 613.00
FI15123	1250	FI15103	1000	FI15073	750	347	1500	59 1/16	1458	57 3/8	16.9	37	1 613.00
FI15126	1250	FI15106	1000	FI15076	750	600	1500	59 1/16	1458	57 3/8	16.9	37	1 613.00
FI18151	1500	FI18121	1200	FI18091	900	120	1800	70 7/8	1758	69 3/16	20.0	44	1 813.00
FI18158	1500	FI18128	1200	FI18098	900	208	1800	70 7/8	1758	69 3/16	20.0	44	1 813.00
FI18152	1500	FI18122	1200	FI18092	900	240	1800	70 7/8	1758	69 3/16	20.0	44	1 813.00
FI18153	1500	FI18123	1200	FI18093	900	347	1800	70 7/8	1758	69 3/16	20.0	44	1 813.00
FI18156	1500	FI18126	1200	FI18096	900	600	1800	70 7/8	1758	69 3/16	20.0	44	1 813.00
---	1750	FI21141	1400	FI21101	1050	120	2100	82 11/16	2058	81	23.7	52	2 080.00
FI21178	1750	FI21148	1400	FI21108	1050	208	2100	82 11/16	2058	81	23.7	52	2 080.00
FI21172	1750	FI21142	1400	FI21102	1050	240	2100	82 11/16	2058	81	23.7	52	2 080.00
FI21173	1750	FI21143	1400	FI21103	1050	347	2100	82 11/16	2058	81	23.7	52	2 080.00
FI21176	1750	FI21146	1400	FI21106	1050	600	2100	82 11/16	2058	81	23.7	52	2 080.00
---	2000	---	1600	FI24121	1200	120	2400	94 1/2	2358	92 13/16	26.7	59	2 346.00
FI24208	2000	FI24168	1600	FI24128	1200	208	2400	94 1/2	2358	92 13/16	26.7	59	2 346.00
FI24202	2000	FI24162	1600	FI24122	1200	240	2400	94 1/2	2358	92 13/16	26.7	59	2 346.00
FI24203	2000	FI24163	1600	FI24123	1200	347	2400	94 1/2	2358	92 13/16	26.7	59	2 346.00
FI24206	2000	FI24166	1600	FI24126	1200	600	2400	94 1/2	2358	92 13/16	26.7	59	2 346.00

Add W for white or SW for soft white (consult the optional colours chart or contact your Stelpro representative for all other colours).
Models also available in 277 V and 480 V. --- not available

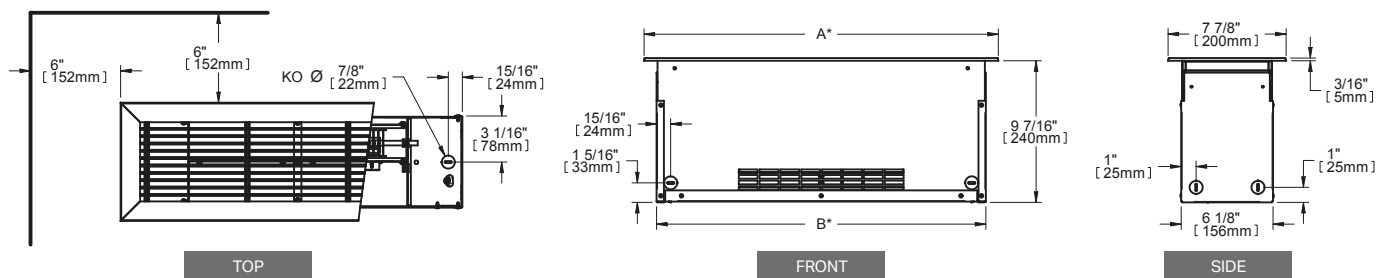
ACCESSORIES

PRODUCT	DESCRIPTION	PRICE
FIRE153*	built-in electronic low voltage relay [15 A @ 120 V-347 V]	107.00
FIRE153T*	built-in electronic low voltage relay c/w transformer 24 V [15 A @ 208 V-347 V]	131.00
FIRE156*	built-in electronic low voltage relay [6 A @ 600 V]	176.00

Electronic relays can receive a PWM (pulsed width modulation) or digital (on/off) signal.

* Factory installed

TECHNICAL DRAWINGS



FFI

FLOOR INSERT FAN HEATER



HEAT FROM AN UNEXPECTED PLACE

The FFI is the perfect solution when there's no wall space available, such as under low windows, bay windows and patio doors. It's also a great fit for offices, narrow entryways and bathrooms. It can be recessed between floor joists. Its grille is solidly constructed of rigid aluminum to withstand foot traffic. Installation at construction sites is easy thanks to its compact design. This floor insert fan heater can also be recessed into concrete floors.

- **DURABLE ALUMINUM GRILLE**
- **EASILY CONCEALED**
- **EASY INSTALLATION**
- **CAN BE RECESSED INTO CONCRETE FLOORS**

COLOURS

- **standard:** white, soft white
- **Orora (optional):** refer to www.stelpro.com/en-CA/Orora

FINISH

- epoxy-polyester powdercoat

MANUFACTURING

- durable 16-gauge steel cabinet and 9-gauge aluminum extruded grille
- protective wire mesh to prevent foreign objects from entering the interior of the unit
- 80 CFM capacity fan
- thermal protection with automatic reset

ELEMENT

- tubular element sheathed with spiral-wound fins for improved heat dissipation

CONTROL

- wall thermostat only (not included) – the use of an electronic thermostat is strongly recommended

INSTALLATION

- recessed between floor joists
- in a concrete floor without framing
- large wiring compartment

WARRANTY

- five years

IDEAL FOR:

in front of a patio door, office, narrow entryway, bathroom

°STELPRO

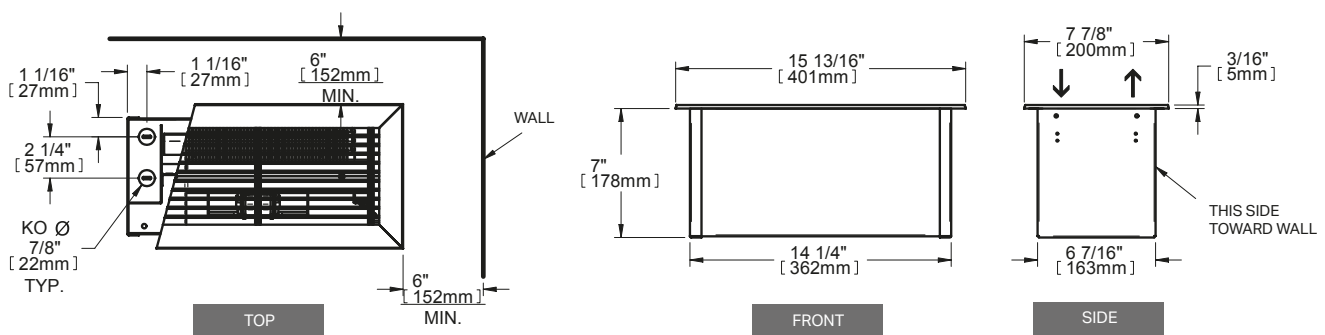


TECHNICAL SPECIFICATIONS

PRODUCT	POWER	VOLTAGE	THROW DISTANCE		HEAT RISE		WEIGHT		PRICE
CODE	WATTS	VOLTS	M	FT	°C	°F	KG	LB	
FFI1002	1000/750	240/208	2	6'5"	60	108	8.1	18	653.00
FFI1502	1500/1125	240/208	2	6'5"	66	119	8.1	18	675.00

Add W for white or SW for soft white (consult the optional colours chart or contact your Stelpro representative for all other colours).

TECHNICAL DRAWINGS



SK

CEILING FAN HEATER



HEAT FROM ABOVE

The SK ceiling fan heater silently beams down heat from above. This unique model is ideal for rooms where wall space is limited. In bathrooms, the SK can be installed just outside the shower or bathtub. With its ceiling-recessed casing, the SK is an excellent way to provide discreet air circulation. The result: uniform heating and air movement, and reduction in mirror and window fog. By adding a wall timer, you can use it on demand.

- **CEILING MOUNTED**
IDEAL FOR ROOMS WITH LIMITED WALL SPACE
- **HEATING ON DEMAND**
OPTIONAL WALL TIMER
- **COMPACT AND QUIET**
- **347 V MODEL AVAILABLE**

COLOURS

- **standard:** white, soft white
- **Orora (optional):** refer to www.stelpro.com/en-CA/Orora

FINISH

- epoxy-polyester powdercoat

MANUFACTURING

- 22-gauge steel cabinet and 1/4 in. (6.4 mm) deep 20-gauge steel front grille
- easy access for maintenance (no screws)

THERMAL PROTECTION

- thermal protection with automatic reset

ELEMENT

- nichrome element produces instant heat

CONTROL

- built-in thermostat (optional)
- wall thermostat (not included) – the use of an electronic thermostat is strongly recommended
- 60 minute timer (optional)

INSTALLATION

- ceiling mounted (recommended height 8 ft., maximum 9 ft.)
- surface mounted with surface adapter (optional)
- recessed or surface mounted with adapter for suspended ceiling (optional)
- unit can be mounted parallel or perpendicular to ceiling beams
- approved to be recessed in mineral wool; for all other materials please check with insulating product manufacturer

WARRANTY

- five years

IDEAL FOR:

bathroom, entryway, daycare centre, room with limited wall space

°STELPRO

TECHNICAL SPECIFICATIONS

WITHOUT CONTROL		BUILT-IN THERMOSTAT		24 V CONTROL		POWER	VOLTAGE	FLOW	THROW DISTANCE		HEAT RISE		WEIGHT	
CODE	PRICE	CODE	PRICE	CODE	PRICE	WATTS	VOLTS	CFM	M	FT.	°C	°F	KG	LB
SK0501	345.00	---	---	---	---	500	120	60	2.4	8	15	26	5	11
SK0508	345.00	---	---	---	---	500	208	60	2.4	8	15	26	5	11
SK0502	345.00	---	---	---	---	500/375	240/208	60	2.4	8	15	26	5	11
SK0503	423.00	SK0503T	512.00	SK0503C24	530.00	500	347	60	2.4	8	15	26	5	11
SK0751	345.00	---	---	---	---	750	120	60	2.4	8	22	39	5	11
SK0758	345.00	---	---	---	---	750	208	60	2.4	8	22	39	5	11
SK0752	345.00	---	---	---	---	750/560	240/208	60	2.4	8	22	39	5	11
SK0753	423.00	SK0753T	512.00	SK0753C24	530.00	750	347	60	2.4	8	22	39	5	11
SK1001	366.00	---	---	---	---	1000	120	60	2.4	8	29	53	5	11
SK1008	366.00	---	---	---	---	1000	208	60	2.4	8	29	53	5	11
SK1002	366.00	---	---	---	---	1000/750	240/208	60	2.4	8	29	53	5	11
SK1003	442.00	SK1003T	531.00	SK1003C24	549.00	1000	347	60	2.4	8	29	53	5	11
SK1251	388.00	---	---	---	---	1250	120	60	2.4	8	37	66	5	11
SK1258	388.00	---	---	---	---	1250	208	60	2.4	8	37	66	5	11
SK1252	388.00	---	---	---	---	1250/940	240/208	60	2.4	8	37	66	5	11
SK1253	463.00	SK1253T	552.00	SK1253C24	570.00	1250	347	60	2.4	8	37	66	5	11
SK1501	399.00	---	---	---	---	1500	120	60	2.4	8	44	79	5	11
SK1508	399.00	---	---	---	---	1500	208	60	2.4	8	44	79	5	11
SK1502	399.00	---	---	---	---	1500/1125	240/208	60	2.4	8	44	79	5	11
SK1503	475.00	SK1503T	563.00	SK1503C24	582.00	1500	347	60	2.4	8	44	79	5	11
---	---	---	---	---	---	2000	120	90	3.2	10'6"	39	70	5	11
---	---	---	---	---	---	2000	208	90	3.2	10'6"	39	70	5	11
SK2002	454.00	---	---	---	---	2000/1500	240/208	90	3.2	10'6"	39	70	5	11
SK2003	529.00	SK2003T	618.00	SK2003C24	636.00	2000	347	90	3.2	10'6"	39	70	5	11

Add W for white or SW for soft white (consult the optional colours chart or contact your Stelpro representative for all other colours).

Models also available in 277 V.

--- not available

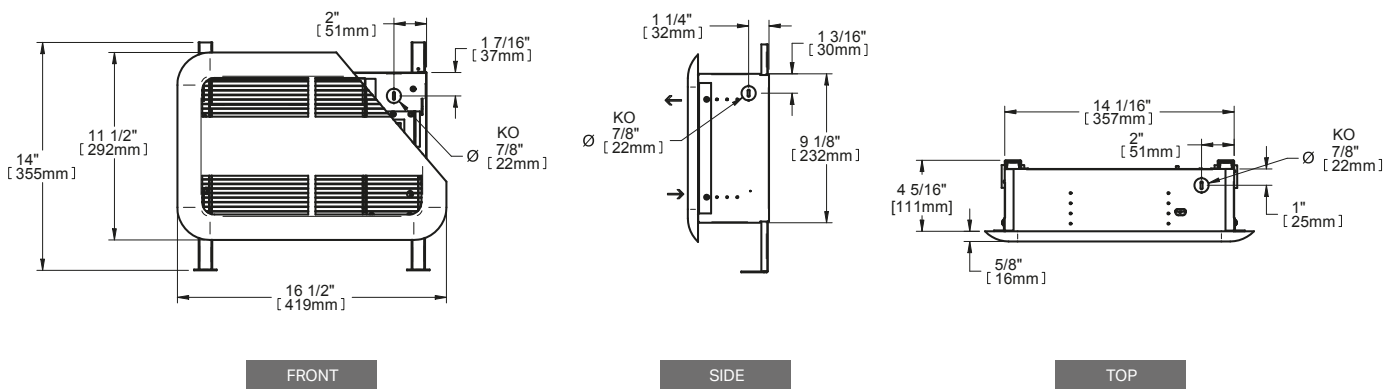
ACCESSORIES

PRODUCT	DESCRIPTION	PRICE
SKT1*	tamper-proof built-in thermostat [120 V-347 V] (grille must be removed to access this type of thermostat)	86.00
SKTBA*	adapter for suspended ceiling (2 ft. x 2 ft.) – recessed or surface mounted with surface adapter (not included)	140.00
SKSA*	surface adapter (SK model)	122.00
FD60MCW70	60 minute wall timer [120 V-277 V]	89.00
SKRE153T*	built-in electronic low voltage relay c/w transformer 24 V [15 A @ 208 V-347 V]	143.00

* Add W for white or SW for soft white.

* Factory installed

TECHNICAL DRAWINGS



SGH | SPIDER™

CEILING FAN HEATER



SPIDER™



GET CAUGHT UP IN ITS COMFORT!

This stylish ceiling fan heater will be the highlight of your garage! The Spider ceiling fan heater combines optimum performance, instant heat and a low noise level, all this in a distinctive design.

- **INNOVATIVE AND UNIQUE DESIGN**
- **DESIGNED SPECIFICALLY FOR RESIDENTIAL GARAGES**
- **CEILING INSTALLATION**
FREES UP FLOOR AND WALL SPACE

COLOUR

- **standard:** red
- **luxury finish:** stainless steel

FINISH

- epoxy-polyester powdercoat

MANUFACTURING

- 22-gauge smooth steel housing
- quiet helicoidal fan
- thermal protection with automatic reset
- closed and permanently lubricated motor

ELEMENT

- nichrome element producing instant heat

CONTROL

- wall thermostat (not included) – the use of an electronic thermostat is strongly recommended

INSTALLATION

- ceiling surface mounted with bracket
- from adjacent walls at a minimum of 12 in. (305 mm)
- from floor at a minimum of 8 ft. (2.4 m) and a maximum of 10 ft. (3 m)

WARRANTY

- five years

IDEAL FOR:

garage, workshop

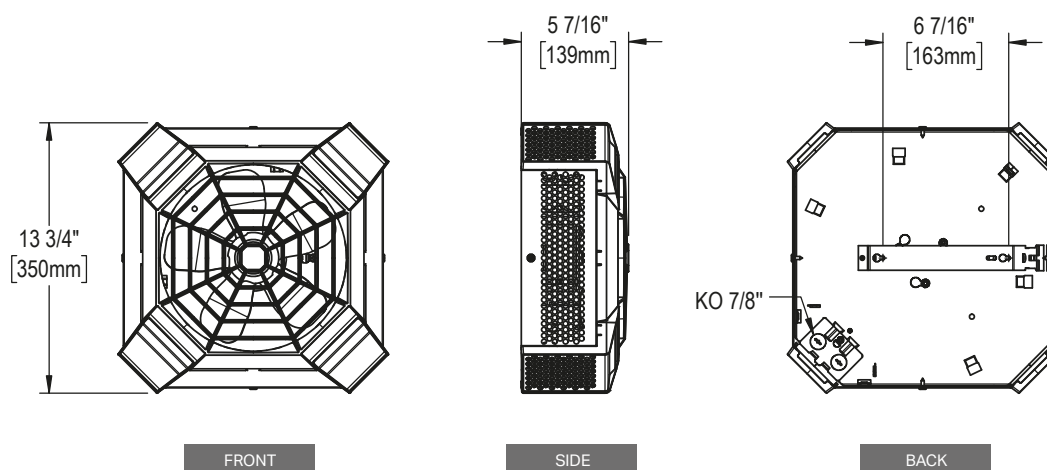
°STELPRO



TECHNICAL SPECIFICATIONS

PRODUCT	POWER	VOLTAGE	COLOUR	HEAT RISE		WEIGHT		PRICE
CODE	WATTS	VOLTS		°C	°F	KG	LB	
SGH4002R	4000/3000	240/208	RED	46	83	4.5	10	404.00
SGH4002SS	4000/3000	240/208	STAINLESS STEEL	46	83	4,5	10	505,00

TECHNICAL DRAWINGS



DR | DRAGON®

CEILING FAN HEATER



THE AUTHENTIC DRAGON!

The hallmark of the Dragon is that it recycles residual warm air that has accumulated at the ceiling, mixing it with the cooler air below. The result? Uniform air temperature and energy savings. The Dragon offers an output of 2000 W to 10 000 W, depending on the model, and offers voltages ranging from 208 V to 600 V. This unit can be ceiling surface mounted or ceiling recessed, suspended at a minimum of 8 feet from the floor. The Dragon is well suited for building entryways, stairwells, warehouses, garages, workshops and hallways. Nothing beats the power of the Dragon!

- **FAST TEMPERATURE RISE**
VIA HEAT RECOVERY
- **CHOICE OF 2000 W TO 10 000 W**
- **STATE-OF-THE ART EFFICIENCY**
NICHROME ELEMENT
- **SURFACE MOUNTED OR
RECESSED INSTALLATION**
- **OPTIONAL OFS MODEL**
TO CONTROL FAN-ONLY
MODE WITH WALL SWITCH

COLOURS

- **standard:** white, soft white
- **Orora (optional):** refer to www.stelpro.com/en-CA/Orora

FINISH

- epoxy-polyester powdercoat

MANUFACTURING

- 20-gauge steel cabinet and 14-gauge steel grille
- quiet helicoidal fan
- thermal protection with automatic reset
- closed and permanently lubricated motor

ELEMENT

- nichrome element produces instant heat

CONTROL

- wall thermostat (not included) – the use of an electronic thermostat is strongly recommended (up to 4000 W)
- fan-only mode for continuous air circulation, controlled by built-in selection switch

- fan-only mode available for use with wall mounted switch (optional OFS model, wall switch not provided)
- heating mode, confirmed by pilot light when heating is on
- connection of multiple units to the same thermostat is possible with a relay kit without a transformer (optional) and an external transformer (not provided)

INSTALLATION

- ceiling recessed in a T-bar (DRR model)
- ceiling surface mounted with bracket to support unit during wiring (DRI and DRII models) (included)
- install at a minimum distance from adjacent or surrounding walls:
12 in. (DRR or DRI models);
24 in. (DRII models)
- mounting heights:
8 ft. (2 kW or 3 kW units);
10 ft. (4 kW or 5 kW units);
12 ft. (7.5 kW or 10 kW units)
- 2 to 6 wires required for connections according to the selected control (see the connections table in the installation guide)

WARRANTY

- three years

IDEAL FOR:

building entryway, warehouse, stairwell, garage, workshop

TECHNICAL SPECIFICATIONS

DRI AND DRII MODELS (SURFACE MOUNTED INSTALLATION)

WITHOUT CONTROL		BUILT-IN THERMOSTAT		240 V CONTROL		24 V CONTROL		POWER	VOLTAGE	FLOW	WEIGHT	
CODE	PRICE	CODE	PRICE	CODE	PRICE	CODE	PRICE	WATTS	VOLTS	CFM	KG	LB
DRI0281	700.00	DRI0281T	798.00	---	---	DRI0281C24	879.00	2000	208	250	7.2	16
DRI0221	671.00	DRI0221T	798.00	---	---	DRI0221C24	879.00	2000	240	250	7.2	16
DRI0381	730.00	DRI0381T	828.00	---	---	DRI0381C24	906.00	3000	208	250	7.2	16
DRI0321	678.00	DRI0321T	828.00	---	---	DRI0321C24	906.00	3000	240	250	7.2	16
DRI0481	757.00	DRI0481T	856.00	---	---	DRI0481C24	937.00	4000	208	450	7.2	16
DRI0421	707.00	DRI0421T	856.00	---	---	DRI0421C24	937.00	4000	240	450	7.2	16
---	---	DRI0581T	867.00	---	---	DRI0581C24	944.00	5000	208	450	7.2	16
DRI0521	716.00	DRI0521T	867.00	---	---	DRI0521C24	944.00	5000	240	450	7.2	16
---	---	DRII0281T	1 026.00	DRII0281C	1 049.00	DRII0281C24	1 107.00	2000	208	450	20.4	45
---	---	DRII0283CT*	1 414.00	DRII0283C*	1 335.00	DRII0283C24*	1 396.00	2000	208	450	20.4	45
---	---	DRII0221T	1 026.00	DRII0221C	1 049.00	DRII0221C24	1 107.00	2000	240	450	20.4	45
---	---	DRII0231CT	1 414.00	DRII0231C	1 335.00	DRII0231C24	1 396.00	2000	347	450	20.4	45
---	---	DRII0261CT	1 414.00	DRII0261C	1 335.00	DRII0261C24	1 396.00	2000	600	450	20.4	45
---	---	DRII0263CT*	1 414.00	DRII0263C*	1 335.00	DRII0263C24*	1 396.00	2000	600	450	20.4	45
---	---	DRII0381T	1 033.00	DRII0381C	1 056.00	DRII0381C24	1 113.00	3000	208	450	20.4	45
---	---	DRII0383CT*	1 414.00	DRII0383C*	1 340.00	DRII0383C24*	1 398.00	3000	208	450	20.4	45
---	---	DRII0321T	1 033.00	DRII0321C	1 056.00	DRII0321C24	1 113.00	3000	240	450	20.4	45
---	---	DRII0331CT	1 414.00	DRII0331C	1 340.00	DRII0331C24	1 398.00	3000	347	450	20.4	45
---	---	DRII0361CT	1 414.00	DRII0361C	1 340.00	DRII0361C24	1 398.00	3000	600	450	20.4	45
---	---	DRII0363CT*	1 414.00	DRII0363C*	1 340.00	DRII0363C24*	1 398.00	3000	600	450	20.4	45
---	---	DRII0481T	1 048.00	DRII0481C	1 069.00	DRII0481C24	1 128.00	4000	208	450	20.4	45
---	---	DRII0483CT*	1 431.00	DRII0483C*	1 354.00	DRII0483C24*	1 411.00	4000	208	450	20.4	45
---	---	DRII0421T	1 048.00	DRII0421C	1 069.00	DRII0421C24	1 128.00	4000	240	450	20.4	45
---	---	DRII0431CT	1 431.00	DRII0431C	1 354.00	DRII0431C24	1 411.00	4000	347	450	20.4	45
---	---	DRII0461CT	1 431.00	DRII0461C	1 354.00	DRII0461C24	1 411.00	4000	600	450	20.4	45
---	---	DRII0463CT*	1 431.00	DRII0463C*	1 354.00	DRII0463C24*	1 411.00	4000	600	450	20.4	45
---	---	DRII0581T	1 058.00	DRII0581C	1 079.00	DRII0581C24	1 134.00	5000	208	450	20.4	45
---	---	DRII0583CT*	1 438.00	DRII0583C*	1 359.00	DRII0583C24*	1 420.00	5000	208	450	20.4	45
---	---	DRII0521T	1 058.00	DRII0521C	1 079.00	DRII0521C24	1 134.00	5000	240	450	20.4	45
---	---	DRII0531CT	1 438.00	DRII0531C	1 359.00	DRII0531C24	1 420.00	5000	347	450	20.4	45
---	---	DRII0561CT	1 438.00	DRII0561C	1 359.00	DRII0561C24	1 420.00	5000	600	450	20.4	45
---	---	DRII0563CT*	1 438.00	DRII0563C*	1 359.00	DRII0563C24*	1 420.00	5000	600	450	20.4	45
---	---	DRII0781CT	2 088.00	DRII0781C	2 010.00	DRII0781C24	2 071.00	7500	208	700	20.4	45
---	---	DRII0783CT*	2 088.00	DRII0783C*	2 010.00	DRII0783C24*	2 071.00	7500	208	700	20.4	45
---	---	DRII0721CT	2 088.00	DRII0721C	2 010.00	DRII0721C24	2 071.00	7500	240	700	20.4	45
---	---	DRII0731CT	2 088.00	DRII0731C	2 010.00	DRII0731C24	2 071.00	7500	347	700	20.4	45
---	---	DRII0761CT	2 088.00	DRII0761C	2 010.00	DRII0761C24	2 071.00	7500	600	700	20.4	45
---	---	DRII0763CT*	2 088.00	DRII0763C*	2 010.00	DRII0763C24*	2 071.00	7500	600	700	20.4	45
---	---	DRII1081CT	2 177.00	DRII1081C	2 098.00	DRII1081C24	2 157.00	10 000	208	700	20.4	45
---	---	DRII1083CT*	2 177.00	DRII1083C*	2 098.00	DRII1083C24*	2 157.00	10 000	208	700	20.4	45
---	---	DRII1021CT	2 177.00	DRII1021C	2 098.00	DRII1021C24	2 157.00	10 000	240	700	20.4	45
---	---	DRII1031CT	2 177.00	DRII1031C	2 098.00	DRII1031C24	2 157.00	10 000	347	700	20.4	45
---	---	DRII1061CT	2 177.00	DRII1061C	2 098.00	DRII1061C24	2 157.00	10 000	600	700	20.4	45
---	---	DRII1063CT*	2 177.00	DRII1063C*	2 098.00	DRII1063C24*	2 157.00	10 000	600	700	20.4	45

Add W for white or SW for soft white (consult the optional colours chart or contact your Stelpro representative for all other colours).

Add OFS to control fan-only mode with a wall switch (not provided).

*Three-phase unit

Models also available in 277 V and 480 V.

--- not available

TECHNICAL SPECIFICATIONS DRR MODELS (RECESSED INSTALLATION)

WITHOUT CONTROL		BUILT-IN THERMOSTAT		240 V CONTROL		24 V CONTROL		POWER	VOLTAGE	FLOW	WEIGHT	
CODE	PRICE	CODE	PRICE	CODE	PRICE	CODE	PRICE	WATTS	VOLTS	CFM	KG	LB
DRR0281	1 184.00	DRR0281T	1 263.00	DRR0281C	1 281.00	DRR0281C24	1 340.00	2000	208	250	13.6	30
---	---	DRR0283CT*	1 630.00	DRR0283C*	1 556.00	DRR0283C24*	1 615.00	2000	208	250	13.6	30
DRR0221	1 184.00	DRR0221T	1 263.00	DRR0221C	1 281.00	DRR0221C24	1 340.00	2000	240	250	13.6	30
---	---	DRR0231CT	1 630.00	DRR0231C	1 556.00	DRR0231C24	1 615.00	2000	347	250	13.6	30
---	---	DRR0261CT	1 630.00	DRR0261C	1 556.00	DRR0261C24	1 615.00	2000	600	250	13.6	30
---	---	DRR0263CT*	1 630.00	DRR0263C*	1 556.00	DRR0263C24*	1 615.00	2000	600	250	13.6	30
DRR0381	1 203.00	DRR0381T	1 281.00	DRR0381C	1 301.00	DRR0381C24	1 358.00	3000	208	250	14.7	32.5
---	---	DRR0383CT*	1 653.00	DRR0383C*	1 574.00	DRR0383C24*	1 630.00	3000	208	250	14.7	32.5
DRR0321	1 203.00	DRR0321T	1 281.00	DRR0321C	1 301.00	DRR0321C24	1 358.00	3000	240	250	14.7	32.5
---	---	DRR0331CT	1 653.00	DRR0331C	1 574.00	DRR0331C24	1 630.00	3000	347	250	14.7	32.5
---	---	DRR0361CT	1 653.00	DRR0361C	1 574.00	DRR0361C24	1 630.00	3000	600	250	14.7	32.5
---	---	DRR0363CT*	1 653.00	DRR0363C*	1 574.00	DRR0363C24*	1 630.00	3000	600	250	14.7	32.5
DRR0481	1 222.00	DRR0481T	1 301.00	DRR0481C	1 319.00	DRR0481C24	1 380.00	4000	208	450	14.7	32.5
---	---	DRR0483CT*	1 669.00	DRR0483C*	1 590.00	DRR0483C24*	1 653.00	4000	208	450	14.7	32.5
DRR0421	1 222.00	DRR0421T	1 301.00	DRR0421C	1 319.00	DRR0421C24	1 380.00	4000	240	450	14.7	32.5
---	---	DRR0431CT	1 669.00	DRR0431C	1 590.00	DRR0431C24	1 653.00	4000	347	450	14.7	32.5
---	---	DRR0461CT	1 669.00	DRR0461C	1 590.00	DRR0461C24	1 653.00	4000	600	450	14.7	32.5
---	---	DRR0463CT*	1 669.00	DRR0463C*	1 590.00	DRR0463C24*	1 653.00	4000	600	450	14.7	32.5
---	---	DRR0581T	1 319.00	DRR0581C	1 340.00	DRR0581C24	1 397.00	5000	208	450	15.4	34
---	---	DRR0583CT*	1 690.00	DRR0583C*	1 615.00	DRR0583C24*	1 669.00	5000	208	450	15.4	34
DRR0521	1 241.00	DRR0521T	1 319.00	DRR0521C	1 340.00	DRR0521C24	1 397.00	5000	240	450	15.4	34
---	---	DRR0531CT	1 690.00	DRR0531C	1 615.00	DRR0531C24	1 669.00	5000	347	450	15.4	34
---	---	DRR0561CT	1 690.00	DRR0561C	1 615.00	DRR0561C24	1 669.00	5000	600	450	15.4	34
---	---	DRR0563CT*	1 690.00	DRR0563C*	1 615.00	DRR0563C24*	1 669.00	5000	600	450	15.4	34

Add W for white or SW for soft white (consult the optional colours chart or contact your Stelpro representative for all other colours).

Add OFS to control fan-only mode with a wall switch (not provided).

*Three-phase unit

Models also available in 277 V and 480 V.

--- not available

ACCESSORIES

PRODUCT	DESCRIPTION	PRICE
DRT1	built-in tamper-proof single pole thermostat (DRR, DRI or DRII models)	80.00
DRITBA1*	T-bar adapter (DRI models)	163.00
DRIITBA1*	T-bar adapter (DRII models)	171.00
DRC24RX*	relay kit without transformer 24 V (DRII or DRR models)	189.00
DRIC24RX*	relay kit without transformer 24 V (DRI models)	198.00

* Add W for white or SW for soft white.

* Factory installed

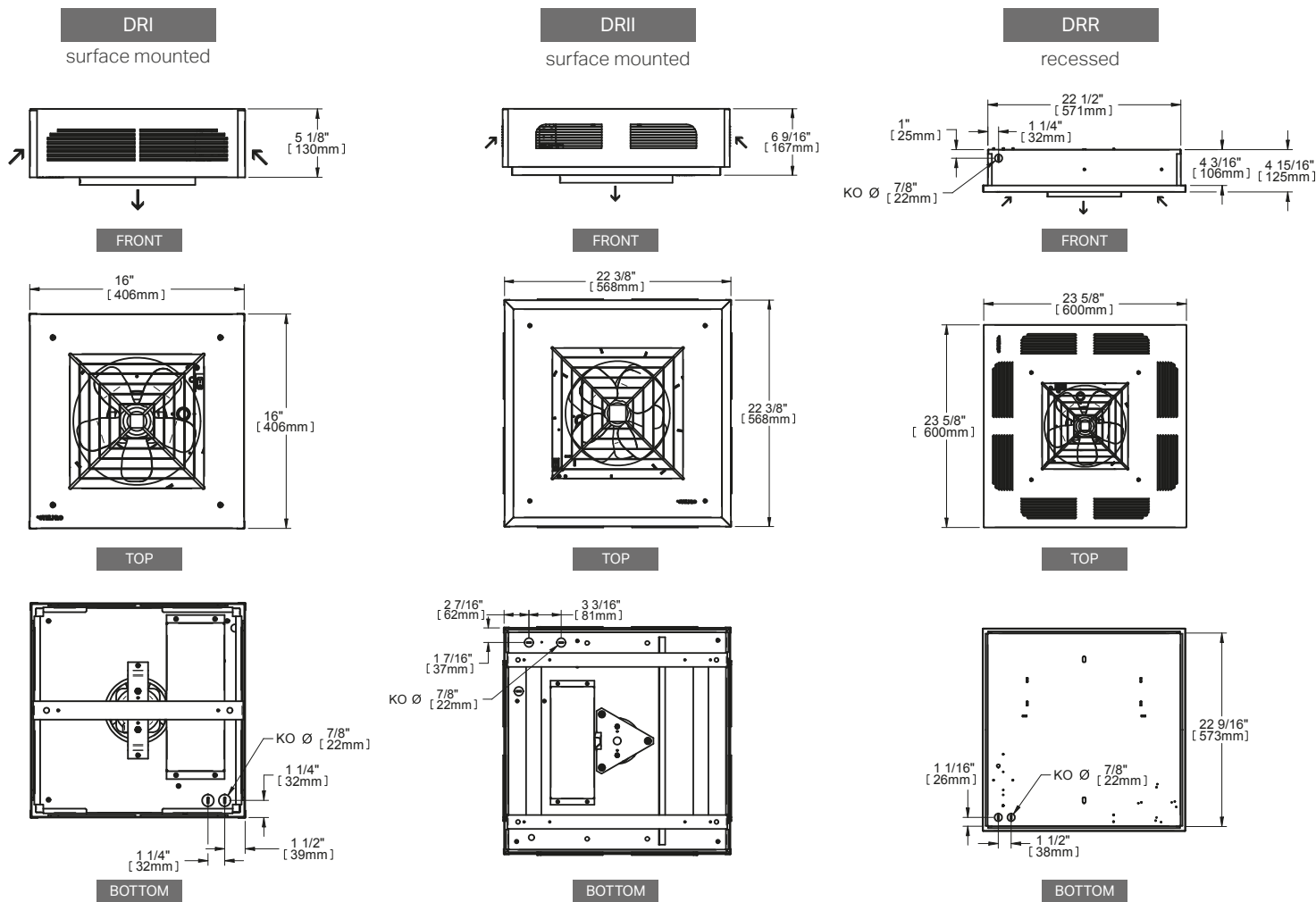


DRR MODEL - RECESSED



DRII MODEL - SURFACE MOUNTED

TECHNICAL DRAWINGS



THROW DISTANCE AND HEAT RISE

MODEL	UNITS	THROW DISTANCE		HEAT RISE	
		M	FT	°C	°F
DRI	2	7	23	14	25
DRI	3	7	23	21	38
DRI	4	7	23	16	28
DRI	5	7	23	20	35
DRII	2	7	23	8	14
DRII	3	7	23	12	21
DRII	4	7	23	16	28
DRII	5	7	23	20	35
DRII	7.5	9.1	30	19	34
DRII	10	9.1	30	25	45
DRR	2	7	23	14	25
DRR	3	7	23	21	38
DRR	4	7	23	16	28
DRR	5	7	23	20	35

SCH

PORTABLE MULTIPURPOSE HEATER



EFFICIENT, SAFE AND VERSATILE

Any construction worker will tell you that the SCH is the fast-acting heating unit most often found on construction sites, hence its nickname: "the construction heater." Housed in a 20-gauge steel casing, it features a rugged protective grille and nichrome element for instant heat at start-up. Despite its small size, this heating powerhouse boasts 4800 W. The SCH can be placed on the ground or against a wall, using a support bracket, available as an option. This heater is right at home, on construction sites and in workshops and garages. Choose the SCH when you need rapid, reliable heat.

- **SAFE AND RUGGED**
20-GAUGE STEEL
- **"COOL TOUCH" HOUSING**
- **4800 W HOUSED IN A SMALL UNIT**
- **OPEN COIL GENERATES INSTANT HEAT**
- **CLOSED AND PERMANENTLY LUBRICATED MOTOR (SCH4800T)**
- **VERSATILE: PERMANENT OR TEMPORARY INSTALLATION**
WITH OPTIONAL SUPPORT BRACKET

COLOURS

- **standard:** red (SCH48T models), canary yellow (SCH4800T)

FINISH

- epoxy-polyester powdercoat

MANUFACTURING

- 20-gauge steel cabinet
- sturdy handle for portability that also serves as cord rack and which adapts to the mounting bracket
- 6 ft. (2 m) 12 Awg. molded cable with 3-prong grounded, 30 A 250 V plug (except for SCH48TWBPL)
- 6 ft. (2 m) 12 Awg. molded cable for hard-wired connection (SCH48TWBPL)
- thermal protection with automatic reset

MOTOR

- 250 CFM fan (SCH48T models)
- closed and permanently lubricated motor and 300 CFM fan (SCH4800T)

ELEMENT

- nichrome element ensuring increased comfort
- cone-shaped to concentrate the air around the element

CONTROL

- built-in thermostat with control knob protector

INSTALLATION

- connects to a standard 30 A 250 V grounded receptacle (except for SCH48TWBPL)
- hard-wired into a wall junction box (SCH48TWBPL)
- mounting bracket that can rotate at 360° while preventing the unit from tipping


WARRANTY

- three years (SCH4800T)
- two years (SCH48T models)

IDEAL FOR:

construction site, garages

°STELPRO



TECHNICAL SPECIFICATIONS

PRODUCT	POWER	VOLTAGE	MOTOR		CONNECTION	MOUNTING BRACKET	COLOUR	WEIGHT		PRICE
CODE	WATTS	VOLTS	CFM					KG	LB	
SCH48T	4800/3600	240/208	250	---	30 A 250 V PLUG	SOLD SEPARATELY	RED	5.9	13	164.00
SCH48TWBPL	4800/3600	240/208	250	---	HARD-WIRED	INCLUDED	RED	5.9	13	206.00
SCH4800T	4800/3600	240/208	300	CLOSED AND PERMANENTLY LUBRICATED	30 A 250 V PLUG	NOT COMPATIBLE	CANARY YELLOW	5.9	13	217.00

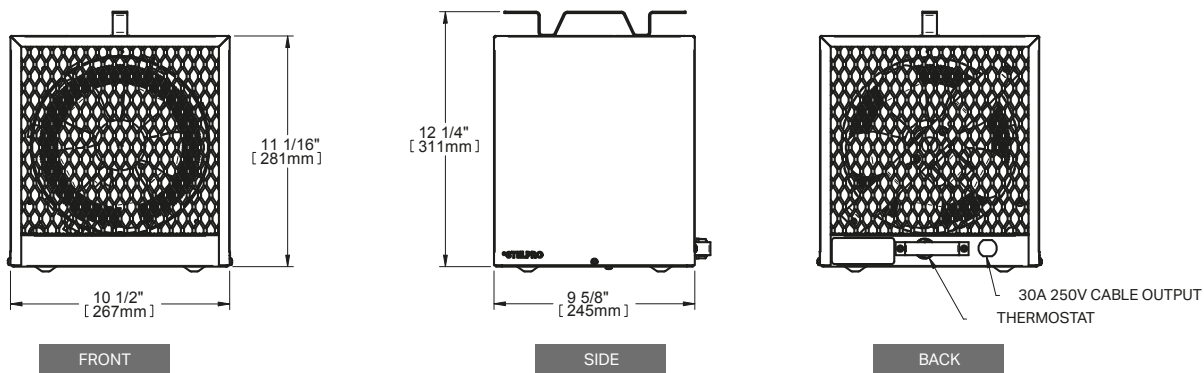
ACCESSORY

PRODUCT	DESCRIPTION	PRICE
SCH-WBB	mounting bracket (SCH48T model)	52.00

THROW DISTANCE AND HEAT RISE

MODEL	UNITS	THROW DISTANCE		HEAT RISE	
	KW	M	FT	°C	°F
SCH48T	4.8	5.9	19'4"	34	61
SCH4800T	4.8	6.4	21'	28	51

TECHNICAL DRAWINGS



ALUX1 | ALUX™

MINI ARCHITECTURAL ALUMINUM BASEBOARD



THE SMALLEST IN ITS CLASS

A mini baseboard that lives up to the great expectations of designers, architects and engineers alike. Only 4 1/2 in. high and 2 in. deep, the ALUX1 can be installed in locations previously thought impossible. Discreetly blending into the decor, the ALUX1 mini architectural baseboard heater is solid, powerful and elegant all at once. Even though it is compact in size, the ALUX1 conforms to the strictest standards.

- **EXTRUDED ALUMINUM FRONT AND TOP COVER**
WITH A UNIQUE, LUXURY DESIGN
- **EXTREMELY SOLID, IMPACT AND RUST RESISTANT**
- **VERSATILE**
ADAPTS TO ANY BUILDING'S ARCHITECTURE
- **PERSONALIZED INSTALLATION**
BLANK SECTIONS, PEDESTALS AND CLEAN BACKS AVAILABLE

COLOURS

- **standard:** white, soft white
- **luxury finish:** anodized aluminum (see price list)
- **Orora (optional):** refer to www.stelpro.com/en-CA/Orora

FINISH

- epoxy-polyester powdercoat or anodized aluminum finish

MANUFACTURING

- 2 in. x 4 1/2 in. compact profile
- solid 20-gauge steel cabinet
- extremely resistant extruded aluminum front cover with a thickness equivalent to 10 gauge
- bottom air intake and top air discharge
- thermal protection with automatic reset
- full-length wireway

ELEMENT

- single tubular, stainless steel sheathed element with boxed aluminum fins for improved heat dissipation; the element is securely fastened at its centre, floating in nylon sleeves at each end, eliminating expansion and contraction noises

CONTROL

- wall thermostat (not included) – the use of an electronic thermostat is strongly recommended
- built-in tamper-proof thermostat accessible without removing front grille, installed in the left junction box only (optional)
- low voltage relay kit installed in the left junction box only (optional)

INSTALLATION

- surface mounted
- wall mounted
- floor mounted with pedestal kit (sold separately)
- at least 2 in. from the floor
- wiring compartment at both ends of unit
- for a continuous look, custom blank sections with a simple attachment system are available (optional)

WARRANTY

- three years

IDEAL FOR:

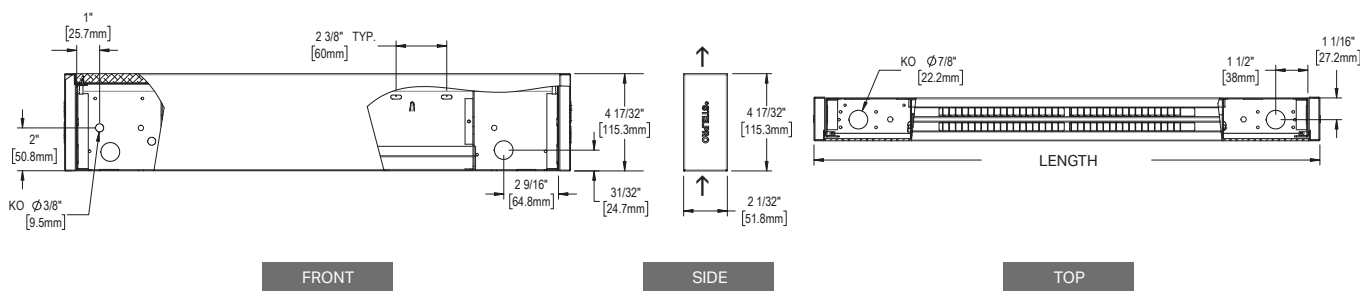
commercial building or shopping mall, hospital, office, private residence, hotel

TECHNICAL SPECIFICATIONS

DENSITY OF 150 W PER LINEAR FOOT		DENSITY OF 100 W PER LINEAR FOOT		VOLTAGE	LENGTH		WEIGHT		PRICE	
CODE	WATTS	CODE	WATTS	VOLTS	MM	IN.	KG	LB	W OR SW	CA
ALUX106031	300	---	---	120	600	23 5/8	2.9	6.4	559,00	631,00
ALUX106038	300	---	---	208	600	23 5/8	2.9	6.4	559,00	631,00
ALUX106032	300	---	---	240	600	23 5/8	2.9	6.4	559,00	631,00
---	300	---	---	347	600	23 5/8	2.9	6.4	---	---
---	300	---	---	600	600	23 5/8	2.9	6.4	---	---
ALUX109041	450	ALUX109031	300	120	900	35 7/16	4.2	9.1	628,00	701,00
ALUX109048	450	ALUX109038	300	208	900	35 7/16	4.2	9.1	628,00	701,00
ALUX109042	450	ALUX109032	300	240	900	35 7/16	4.2	9.1	628,00	701,00
ALUX109043	450	---	300	347	900	35 7/16	4.2	9.1	628,00	701,00
---	450	---	---	600	900	35 7/16	4.2	9.1	---	---
ALUX112061	600	ALUX112041	400	120	1200	47 1/4	6.2	13.6	699,00	773,00
ALUX112068	600	ALUX112048	400	208	1200	47 1/4	6.2	13.6	699,00	773,00
ALUX112062	600	ALUX112042	400	240	1200	47 1/4	6.2	13.6	699,00	773,00
ALUX112063	600	ALUX112043	400	347	1200	47 1/4	6.2	13.6	699,00	773,00
---	600	---	---	600	1200	47 1/4	6.2	13.6	---	---
ALUX115071	750	ALUX115051	500	120	1500	59 1/16	7.7	16.8	770,00	844,00
ALUX115078	750	ALUX115058	500	208	1500	59 1/16	7.7	16.8	770,00	844,00
ALUX115072	750	ALUX115052	500	240	1500	59 1/16	7.7	16.8	770,00	844,00
ALUX115073	750	ALUX115053	500	347	1500	59 1/16	7.7	16.8	770,00	844,00
ALUX115076	750	---	---	600	1500	59 1/16	7.7	16.8	770,00	844,00
ALUX118091	900	ALUX118061	600	120	1800	70 7/8	9.1	20.0	844,00	913,00
ALUX118098	900	ALUX118068	600	208	1800	70 7/8	9.1	20.0	844,00	913,00
ALUX118092	900	ALUX118062	600	240	1800	70 7/8	9.1	20.0	844,00	913,00
ALUX118093	900	ALUX118063	600	347	1800	70 7/8	9.1	20.0	844,00	913,00
ALUX118096	900	ALUX118066	600	600	1800	70 7/8	9.1	20.0	844,00	913,00
ALUX121101	1050	ALUX121071	700	120	2100	82 11/16	10.5	23.1	910,00	983,00
ALUX121108	1050	ALUX121078	700	208	2100	82 11/16	10.5	23.1	910,00	983,00
ALUX121102	1050	ALUX121072	700	240	2100	82 11/16	10.5	23.1	910,00	983,00
ALUX121103	1050	ALUX121073	700	347	2100	82 11/16	10.5	23.1	910,00	983,00
ALUX121106	1050	ALUX121076	700	600	2100	82 11/16	10.5	23.1	910,00	983,00
ALUX124121	1200	ALUX124081	800	120	2400	94 1/2	12.2	26.7	981,00	1 054,00
ALUX124128	1200	ALUX124088	800	208	2400	94 1/2	12.2	26.7	981,00	1 054,00
ALUX124122	1200	ALUX124082	800	240	2400	94 1/2	12.2	26.7	981,00	1 054,00
ALUX124123	1200	ALUX124083	800	347	2400	94 1/2	12.2	26.7	981,00	1 054,00
ALUX124126	1200	ALUX124086	800	600	2400	94 1/2	12.2	26.7	981,00	1 054,00
ALUX127138	1350	ALUX127098	900	208	2700	106 5/16	12.2	26.7	1 051,00	1 125,00
ALUX127132	1350	ALUX127092	900	240	2700	106 5/16	12.2	26.7	1 051,00	1 125,00
ALUX127133	1350	ALUX127093	900	347	2700	106 5/16	12.2	26.7	1 051,00	1 125,00
ALUX127136	1350	ALUX127096	900	600	2700	106 5/16	12.2	26.7	1 051,00	1 125,00

Add W for white, SW for soft white or CA for clear anodized (finish) (consult the optional colours chart or contact your Stelpro representative for all other colours).
Models also available in 277 V and 480 V. --- not available

TECHNICAL DRAWINGS





ACCESSORIES

PRODUCT	DESCRIPTION	PRICE
ALUX1T12*	built-in tamper-proof single pole thermostat (left side installation only)	161.00
ALUX1RE153*	built-in electronic low voltage relay [15 A @ 120 V-347 V]	107.00
ALUX1RE156*	built-in electronic low voltage relay [6 A @ 600 V]	168.00
ALUX1RE153T*	built-in electronic low voltage relay c/w transformer 24 V [15 A @ 208 V-347 V]	133.00
PK4*	pedestal kit – single (kit of two)	165.00
PK4CAP	anodized aluminum (paint) pedestal kit – single (kit of two)	188.00
PK4D*	pedestal kit – double (kit of two)	253.00
PK4DCAP	anodized aluminum (paint) pedestal kit – double (kit of two)	299.00
ALUX1JS*	joiner strip (2 in. – 51 mm)	157.00
ALUX1JSCAP	anodized aluminum (paint) joiner strip (2 in. – 51 mm)	172.00
ALUX1IC90*	inside corner (back measures 5 11/16 in. – 145 mm long on each side)	540.00
ALUX1IC90CA	anodized aluminum (finish) inside corner (back measures 5 11/16 in. – 145 mm long on each side)	594.00
ALUX1OC90*	outside corner (back measures 5 11/16 in. – 145 mm long on each side)	540.00
ALUX1OC90CA	anodized aluminum (finish) outside corner (back measures 5 11/16 in. – 145 mm long on each side)	594.00
ALUX1CB**	clean back (fully finished, no mounting holes or knockouts)	228.00

Electronic relays can receive a PWM (pulsed width modulation) or digital (on/off) signal.

* Add W for white or SW for soft white.

* Factory installed

ALUX2 | ALUX™

MINI ARCHITECTURAL ALUMINUM BASEBOARD



STYLE AND DURABILITY AT YOUR FEET

Here is a mini architectural baseboard you won't soon forget. The ALUX2 from the ALUX series, designed to be installed below large windows, patio doors or bay windows. In addition to not cluttering a room, it controls cold air infiltration and condensation since it acts as a hot air curtain. Its unique style and aluminum extrusion not only make it durable but also ensure it complements any room.

- **EXTRUDED ALUMINUM FRONT AND TOP COVER**
WITH A UNIQUE, LUXURY DESIGN
- **EXTREMELY SOLID, IMPACT AND RUST RESISTANT**
- **NO CONDENSATION BUILD-UP**
- **BLANK SECTIONS AVAILABLE**
FOR A CONTINUOUS LOOK

COLOURS

- **standard:** white, soft white
- **luxury finish:** anodized aluminum (see price list)
- **Orora (optional):** refer to www.stelpro.com/en-CA/Orora

FINISH

- epoxy-polyester powdercoat or anodized aluminum finish

MANUFACTURING

- 3 in. x 3 in. compact profile
- solid 20-gauge steel cabinet
- extremely resistant extruded aluminum front cover with a thickness equivalent to 10 gauge
- thermal protection with automatic reset
- full-length wireway
- pencil-proof openings of less than 1/4 in. (6.7 mm) prevent foreign objects from entering the unit

ELEMENT

- single tubular, stainless steel sheathed element with boxed aluminum fins for improved heat dissipation; the element is securely fastened at its centre, floating in nylon sleeves at each end, eliminating expansion and contraction noises

CONTROL

- wall thermostat (not included) – the use of an electronic thermostat is strongly recommended
- built-in thermostat accessible without removing front grille, installed in the left junction box only (optional)
- low voltage relay kit installed in the left junction box only (optional)

INSTALLATION

- surface mounted
- wall or floor mounted with or without pedestal kit (optional)
- wiring compartment at both ends of unit
- for a continuous look, custom blank sections with a simple attachment system are available (optional)

WARRANTY

- three years

IDEAL FOR:

below large window, patio door or bay window, solarium



Stelpro reserves the right to modify descriptions, manufacturing specifications or prices without prior notice. No returns accepted on optional-colour products. For all the latest models and prices, please refer to our website at www.stelpro.com.



TECHNICAL SPECIFICATIONS

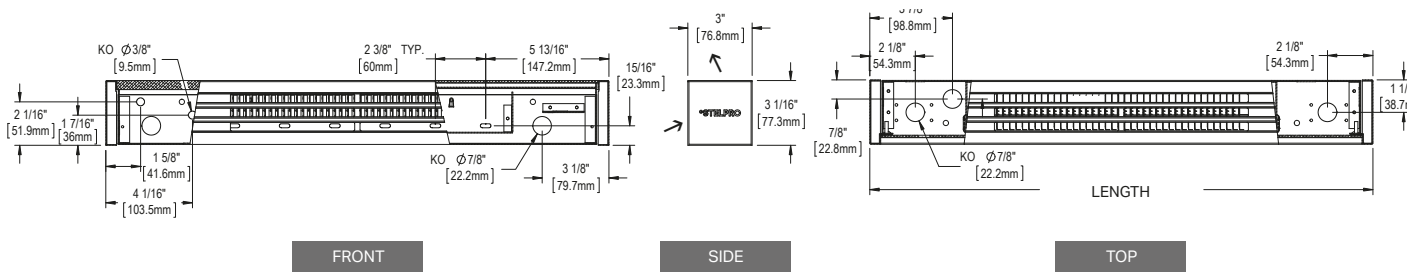
DENSITY OF 150 W PER LINEAR FOOT		DENSITY OF 100 W PER LINEAR FOOT		VOLTAGE	LENGTH		WEIGHT		PRICE	
CODE	WATTS	CODE	WATTS	VOLTS	MM	IN.	KG	LB	W OR SW	CA
ALUX206031	300	---	---	120	600	23 5/8	2.4	5.2	405.00	479.00
ALUX206038	300	---	---	208	600	23 5/8	2.4	5.2	405.00	479.00
ALUX206032	300/225	---	---	240/208	600	23 5/8	2.4	5.2	405.00	479.00
---	300	---	---	347	600	23 5/8	2.4	5.2	---	---
---	300	---	---	600	600	23 5/8	2.4	5.2	---	---
ALUX209041	450	ALUX209031	300	120	900	35 7/16	3.5	7.8	465.00	539.00
ALUX209048	450	ALUX209038	300	208	900	35 7/16	3.5	7.8	465.00	539.00
ALUX209042	450/340	ALUX209032	300/225	240/208	900	35 7/16	3.5	7.8	465.00	539.00
ALUX209043	450	---	300	347	900	35 7/16	3.5	7.8	465.00	539.00
---	450	---	300	600	900	35 7/16	3.5	7.8	---	---
ALUX212061	600	ALUX212041	400	120	1200	47 1/4	4.7	10.4	524.00	598.00
ALUX212068	600	ALUX212048	400	208	1200	47 1/4	4.7	10.4	524.00	598.00
ALUX212062	600/450	ALUX212042	400/300	240/208	1200	47 1/4	4.7	10.4	524.00	598.00
ALUX212063	600	ALUX212043	400	347	1200	47 1/4	4.7	10.4	524.00	598.00
---	600	---	400	600	1200	47 1/4	4.7	10.4	---	---
ALUX215071	750	ALUX215051	500	120	1500	59 1/16	5.9	13	585.00	656.00
ALUX215078	750	ALUX215058	500	208	1500	59 1/16	5.9	13	585.00	656.00
ALUX215072	750/560	ALUX215052	500/375	240/208	1500	59 1/16	5.9	13	585.00	656.00
ALUX215073	750	ALUX215053	500	347	1500	59 1/16	5.9	13	585.00	656.00
ALUX215076	750	ALUX215056	500	600	1500	59 1/16	5.9	13	585.00	656.00
ALUX218091	900	ALUX218061	600	120	1800	70 7/8	7.1	15.5	644.00	716.00
ALUX218098	900	ALUX218068	600	208	1800	70 7/8	7.1	15.5	644.00	716.00
ALUX218092	900/675	ALUX218062	600/450	240/208	1800	70 7/8	7.1	15.5	644.00	716.00
ALUX218093	900	ALUX218063	600	347	1800	70 7/8	7.1	15.5	644.00	716.00
ALUX218096	900	ALUX218066	600	600	1800	70 7/8	7.1	15.5	644.00	716.00
ALUX221101	1050	ALUX221071	700	120	2100	82 11/16	8.2	18.1	701.00	777.00
ALUX221108	1050	ALUX221078	700	208	2100	82 11/16	8.2	18.1	701.00	777.00
ALUX221102	1050/790	ALUX221072	700/525	240/208	2100	82 11/16	8.2	18.1	701.00	777.00
ALUX221103	1050	ALUX221073	700	347	2100	82 11/16	8.2	18.1	701.00	777.00
ALUX221106	1050	ALUX221076	700	600	2100	82 11/16	8.2	18.1	701.00	777.00
ALUX224121	1200	ALUX224081	800	120	2400	94 1/2	9.4	20.7	761.00	836.00
ALUX224128	1200	ALUX224088	800	208	2400	94 1/2	9.4	20.7	761.00	836.00
ALUX224122	1200/900	ALUX224082	800/600	240/208	2400	94 1/2	9.4	20.7	761.00	836.00
ALUX224123	1200	ALUX224083	800	347	2400	94 1/2	9.4	20.7	761.00	836.00
ALUX224126	1200	ALUX224086	800	600	2400	94 1/2	9.4	20.7	761.00	836.00
ALUX227138	1350	ALUX227098	900	208	2700	106 5/16	10.6	23.3	821.00	897.00
ALUX227132	1350/1010	ALUX227092	900/675	240/208	2700	106 5/16	10.6	23.3	821.00	897.00
ALUX227133	1350	ALUX227093	900	347	2700	106 5/16	10.6	23.3	821.00	897.00
ALUX227136	1350	ALUX227096	900	600	2700	106 5/16	10.6	23.3	821.00	897.00

Add W for white, SW for soft white or CA for clear anodized (finish) (consult the optional colours chart or contact your Stelpro representative for all other colours).

Models also available in 277 V and 480 V.

--- not available

TECHNICAL DRAWINGS





ACCESSORIES

PRODUCT	DESCRIPTION	PRICE
ALUX2T12*	built-in tamper-proof single pole thermostat (left side installation only)	160,00
ALUX2RE153*	built-in electronic low voltage relay [15 A @ 120 V-347 V]	103,00
ALUX2RE156*	built-in electronic low voltage relay [6 A @ 600 V]	162,00
ALUX2RE153T*	built-in electronic low voltage relay c/w transformer 24 V [15 A @ 208 V-347 V]	128,00
PK5*	pedestal kit – single (kit of two)	165,00
PK5CAP	anodized aluminum (paint) pedestal kit – single (kit of two)	188,00
PK5D*	pedestal kit – double (kit of two)	253,00
PK5DCAP	anodized aluminum (paint) pedestal kit – double (kit of two)	299,00
ALUX2JS*	joiner strip (2 in. – 51 mm)	118,00
ALUX2JSCAP	anodized aluminum (paint) joiner strip (2 in. – 51 mm)	134,00
ALUX2IC90*	inside corner (back measures 6 7/16 in. – 164 mm long on each side)	409,00
ALUX2IC90CA	anodized aluminum (finish) inside corner (back measures 6 7/16 in. – 164 mm long on each side)	463,00
ALUX2OC90*	outside corner (back measures 6 7/16 in. – 164 mm long on each side)	409,00
ALUX2OC90CA	anodized aluminum (finish) outside corner (back measures 6 7/16 in. – 164 mm long on each side)	463,00
ALUX2CB**	clean back (fully finished, no mounting holes or knockouts)	174,00
ALUX2SA*	full-width flush-fit stand – height of 2 to 12 in. (51 to 305 mm)	---
ALUX2SR*	full-width recessed stand (39/64 in. – 16 mm) – height of 2 to 12 in. (51 to 305 mm)	---

Electronic relays can receive a PWM (pulsed width modulation) or digital (on/off) signal

* Add W for white or SW for soft white

* Factory installed

ALUX3 | ALUX™

ARCHITECTURAL ALUMINUM BASEBOARD



THE ARCHITECTS' CHOICE

When aesthetics is a factor, the ALUX3 is the heating unit of choice. The ALUX3 features a winning combination of style and functionality with its extruded aluminum finish and choice of watt densities. The ALUX3 is practically indestructible thanks to the quality of construction of its aluminum front panel with a thickness equivalent to 10 gauge. What's more, it offers the option of adding blank sections for a seamless, uniform look. Offices, large windows and schools can all benefit from the special features of this baseboard heater.

- **EXTRUDED ALUMINUM FRONT AND TOP COVER**
WITH A UNIQUE, LUXURY DESIGN
- **EXTREMELY SOLID, IMPACT AND RUST RESISTANT**
- **OFFERED IN THREE WATT DENSITIES**
- **PERSONALIZED INSTALLATION**
BLANK SECTIONS, PEDESTALS AND CLEAN BACKS AVAILABLE

COLOURS

- **standard:** white, soft white
- **luxury finish:** anodized aluminum (see price list)
- **Orora (optional):** refer to www.stelpro.com/en-CA/Orora

FINISH

- epoxy-polyester powdercoat or anodized aluminum finish

MANUFACTURING

- 3 in. x 4 in. compact profile
- solid 20-gauge steel cabinet
- extremely resistant extruded aluminum front cover with a thickness equivalent to 10 gauge
- thermal protection with automatic reset
- full-length wireway
- pencil-proof openings of less than 1/4 in. (6.7 mm) prevent foreign objects from entering the unit

ELEMENT

- single tubular, stainless steel sheathed element with boxed aluminum fins for improved heat dissipation; the element is securely fastened at its centre, floating in nylon sleeves at each end, eliminating expansion and contraction noises

CONTROL

- wall thermostat (not included) – the use of an electronic thermostat is strongly recommended
- built-in tamper-proof thermostat accessible without removing front grille, installed in the left junction box only (optional)
- low voltage relay kit installed in the left junction box only (optional)
- multiple integrated controls can be installed in the same baseboard inside one or two extensions (optional)

INSTALLATION

- surface mounted
- wall or floor mounted with or without pedestal kit (optional)
- at least 3 in. from the floor (models with BT option only)
- wiring compartments at both ends of unit
- for a continuous look, custom blank sections with a simple attachment system are available (optional)

WARRANTY

- three years

IDEAL FOR:

office, commercial space, hotel, lobby, solarium, school, hospital

TECHNICAL SPECIFICATIONS

DENSITY OF 250 W PER LINEAR FOOT		DENSITY OF 200 W PER LINEAR FOOT		DENSITY OF 150 W PER LINEAR FOOT		VOLTAGE	LENGTH		WEIGHT		PRICE	
CODE	WATTS	CODE	WATTS	CODE	WATTS	VOLTS	MM	IN.	KG	LB	W OR SW	CA
ALUX306051	500	ALUX306041	400	ALUX306031	300	120	600	23 5/8	3.1	6.7	556.00	630.00
ALUX306058	500	ALUX306048	400	ALUX306038	300	208	600	23 5/8	3.1	6.7	556.00	630.00
ALUX306052	500/375	ALUX306042	400/300	ALUX306032	300/225	240/208	600	23 5/8	3.1	6.7	556.00	630.00
ALUX306053	500	---	400	---	300	347	600	23 5/8	3.1	6.7	556.00	630.00
---	500	---	400	---	300	600	600	23 5/8	3.1	6.7	---	---
ALUX309071	750	ALUX309061	600	ALUX309041	450	120	900	35 7/16	4.6	10.1	624.00	697.00
ALUX309078	750	ALUX309068	600	ALUX309048	450	208	900	35 7/16	4.6	10.1	624.00	697.00
ALUX309072	750/560	ALUX309062	600/450	ALUX309042	450/340	240/208	900	35 7/16	4.6	10.1	624.00	697.00
ALUX309073	750	ALUX309063	600	ALUX309043	450	347	900	35 7/16	4.6	10.1	624.00	697.00
ALUX309076	750	---	600	---	450	600	900	35 7/16	4.6	10.1	624.00	697.00
ALUX312101	1000	ALUX312081	800	ALUX312061	600	120	1200	47 1/4	6.8	13.4	693.00	766.00
ALUX312108	1000	ALUX312088	800	ALUX312068	600	208	1200	47 1/4	6.8	13.4	693.00	766.00
ALUX312102	1000/750	ALUX312082	800/600	ALUX312062	600/450	240/208	1200	47 1/4	6.8	13.4	693.00	766.00
ALUX312103	1000	ALUX312083	800	ALUX312063	600	347	1200	47 1/4	6.8	13.4	693.00	766.00
ALUX312106	1000	ALUX312086	800	---	600	600	1200	47 1/4	6.8	13.4	693.00	766.00
ALUX315121	1250	ALUX315101	1000	ALUX315071	750	120	1500	59 1/16	7.6	16.8	761.00	835.00
ALUX315128	1250	ALUX315108	1000	ALUX315078	750	208	1500	59 1/16	7.6	16.8	761.00	835.00
ALUX315122	1250/940	ALUX315102	1000/750	ALUX315072	750/560	240/208	1500	59 1/16	7.6	16.8	761.00	835.00
ALUX315123	1250	ALUX315103	1000	ALUX315073	750	347	1500	59 1/16	7.6	16.8	761.00	835.00
ALUX315126	1250	ALUX315106	1000	ALUX315076	750	600	1500	59 1/16	7.6	16.8	761.00	835.00
ALUX318151	1500	ALUX318121	1200	ALUX318091	900	120	1800	70 7/8	9.1	20.1	831.00	905.00
ALUX318158	1500	ALUX318128	1200	ALUX318098	900	208	1800	70 7/8	9.1	20.1	831.00	905.00
ALUX318152	1500/1125	ALUX318122	1200/900	ALUX318092	900/675	240/208	1800	70 7/8	9.1	20.1	831.00	905.00
ALUX318153	1500	ALUX318123	1200	ALUX318093	900	347	1800	70 7/8	9.1	20.1	831.00	905.00
ALUX318156	1500	ALUX318126	1200	ALUX318096	900	600	1800	70 7/8	9.1	20.1	831.00	905.00
---	1750	ALUX321141	1400	ALUX321101	1050	120	2100	82 11/16	10.6	23.4	901.00	974.00
ALUX321178	1750	ALUX321148	1400	ALUX321108	1050	208	2100	82 11/16	10.6	23.4	901.00	974.00
ALUX321172	1750/1315	ALUX321142	1400/1050	ALUX321102	1050/790	240/208	2100	82 11/16	10.6	23.4	901.00	974.00
ALUX321173	1750	ALUX321143	1400	ALUX321103	1050	347	2100	82 11/16	10.6	23.4	901.00	974.00
ALUX321176	1750	ALUX321146	1400	ALUX321106	1050	600	2100	82 11/16	10.6	23.4	901.00	974.00
---	2000	---	1600	ALUX324121	1200	120	2400	94 1/2	12.2	26.8	969.00	1 041.00
ALUX324208	2000	ALUX324168	1600	ALUX324128	1200	208	2400	94 1/2	12.2	26.8	969.00	1 041.00
ALUX324202	2000/1500	ALUX324162	1600/1200	ALUX324122	1200/900	240/208	2400	94 1/2	12.2	26.8	969.00	1 041.00
ALUX324203	2000	ALUX324163	1600	ALUX324123	1200	347	2400	94 1/2	12.2	26.8	969.00	1 041.00
ALUX324206	2000	ALUX324166	1600	ALUX324126	1200	600	2400	94 1/2	12.2	26.8	969.00	1 041.00
---	2250	---	1800	---	1350	120	2700	106 5/16	13.6	30.1	---	---
ALUX327228	2250	ALUX327188	1800	ALUX327138	1350	208	2700	106 5/16	13.6	30.1	1 036.00	1 111.00
ALUX327222	2250/1690	ALUX327182	1800/1350	ALUX327132	1350/1010	240/208	2700	106 5/16	13.6	30.1	1 036.00	1 111.00
ALUX327223	2250	ALUX327183	1800	ALUX327133	1350	347	2700	106 5/16	13.6	30.1	1 036.00	1 111.00
ALUX327226	2250	ALUX327186	1800	ALUX327136	1350	600	2700	106 5/16	13.6	30.1	1 036.00	1 111.00
---	2500	---	2000	---	1500	120	2700	106 5/16	13.6	30.1	---	---
ALUX327258	2500	ALUX327208	2000	ALUX327158	1500	208	2700	106 5/16	13.6	30.1	1 036.00	1 111.00
ALUX327252	2500/1875	ALUX327202	2000/1500	ALUX327152	1500/1125	240/208	2700	106 5/16	13.6	30.1	1 036.00	1 111.00
ALUX327253	2500	ALUX327203	2000	ALUX327153	1500	347	2700	106 5/16	13.6	30.1	1 036.00	1 111.00
ALUX327256	2500	ALUX327206	2000	ALUX327156	1500	600	2700	106 5/16	13.6	30.1	1 036.00	1 111.00

Add W for white, SW for soft white or CA for clear anodized (finish) (consult the optional colours chart or contact your Stelpro representative for all other colours).
Models also available in 277 V and 480 V.

--- not available



ACCESSORIES

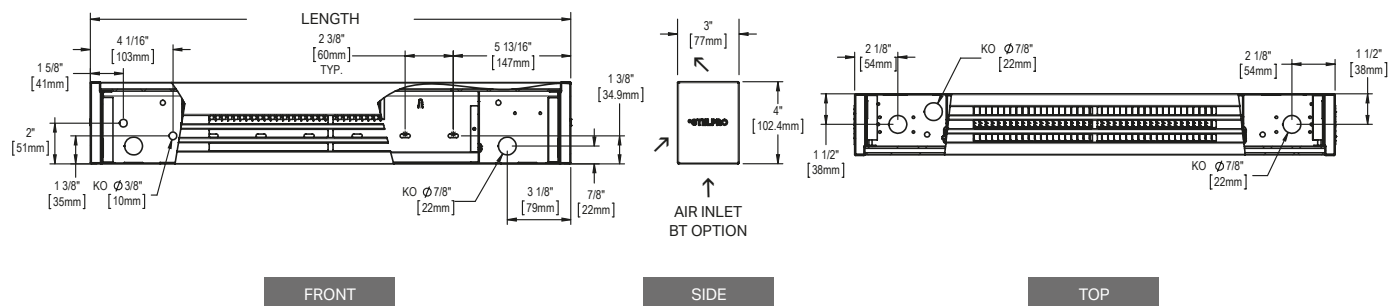
PRODUCT	DESCRIPTION	PRICE
ALUX3T12*	built-in tamper-proof single pole thermostat (left side installation only)	171.00
ALUX3T22*	built-in tamper-proof double pole thermostat (left side installation only)	285.00
ALUX3RE153*	built-in electronic low voltage relay [15 A @ 120 V-347 V]	98.00
ALUX3RE156*	built-in electronic low voltage relay [6 A @ 600 V]	160.00
ALUX3RE153T*	built-in electronic low voltage relay c/w transformer 24 V [15 A @ 208 V-347 V]	124.00
ALUX3R841C1151*	built-in electromechanical low voltage relay c/w transformer 24 V [6000 W @ 600 V]	226.00
PK5*	pedestal kit – single (kit of two)	165.00
PK5CAP	anodized aluminum (paint) pedestal kit – single (kit of two)	188.00
PK5D*	pedestal kit – double (kit of two)	253.00
PK5DCAP	anodized aluminum (paint) pedestal kit – double (kit of two)	299.00
ALUX3JS*	joiner strip (2 in. – 51 mm)	154.00
ALUX3JSCAP	anodized aluminum (paint) joiner strip (2 in. – 51 mm)	170.00
ALUX3IC90*	inside corner (back measures 6 7/16 in. – 164 mm long on each side)	537.00
ALUX3IC90CA	anodized aluminum (finish) inside corner (back measures 6 7/16 in. – 164 mm long on each side)	591.00
ALUX3OC90*	outside corner (back measures 6 7/16 in. – 164 mm long on each side)	537.00
ALUX3OC90CA	anodized aluminum (finish) outside corner (back measures 6 7/16 in. – 164 mm long on each side)	591.00
ALUX3CB**	clean back (fully finished, no mounting holes or knockouts)	224.00
ALUX3BT*	admission de l'air par le dessous/sortie par le dessus	---
ALUX3SA*	full-width flush-fit stand – height of 2 to 12 in. – 51 to 305 mm	---
ALUX3SR*	full-width recessed stand (39/64 in. – 16 mm) – height of 2 to 12 in. – 51 to 305 mm	---

Electronic relays can receive a PWM (pulsed width modulation) or digital (on/off) signal.

* Add W for white or SW for soft white.

* Factory installed

TECHNICAL DRAWINGS



ALUX4 | ALUX™

ARCHITECTURAL ALUMINUM BASEBOARD



A HEATER WITH A LOT TO OFFER

The ALUX4 is an impressive blend of contemporary design and superior performance. Its durable steel cabinet is decorated with an elegant aluminum grille and offers a remarkable heat density of 500 W per linear foot. Its unique airflow configuration complements its appearance making it the leader in its class and a popular choice for professionals in the industry.

- **EXTRUDED ALUMINUM FRONT AND TOP COVER**
WITH A UNIQUE, LUXURY DESIGN
- **EXTREMELY SOLID, IMPACT AND RUST RESISTANT**
- **OFFERED IN THREE WATT DENSITIES**
- **PERSONALIZED INSTALLATION**
BLANK SECTIONS, PEDESTALS AND CLEAN BACKS AVAILABLE

COLOURS

- **standard:** white, soft white
- **luxury finish:** anodized aluminum (see price list)
- **Orora (optional):** refer to www.stelpro.com/en-CA/Orora

FINISH

- epoxy-polyester powdercoat or anodized aluminum finish

MANUFACTURING

- dimensions: 4 3/8 in. x 6 3/4 in.
- solid 20-gauge steel cabinet and extremely resistant extruded aluminum front cover with a thickness equivalent to 10 gauge
- front air intake and top air discharge (bottom air intake available on demand [BT])
- thermal protection with automatic reset
- full-length wireway
- pencil-proof openings of less than 1/4 in. (6.4 mm) prevent foreign objects from entering the unit

ELEMENTS

- double tubular elements, stainless steel sheathed with boxed aluminum fins for improved heat dissipation; the elements are securely fastened at their centres, floating in nylon sleeves at each end, eliminating expansion and contraction noises

CONTROL

- wall thermostat (not included) – the use of an electronic thermostat is strongly recommended
- built-in tamper-proof thermostat accessible without removing front grille, installed in the left or right junction box (optional)
- low voltage relay kit installed in the left or right junction box (optional)

INSTALLATION

- surface mounted
- wall or floor mounted with or without pedestal kit (optional)
- at least 3 in. from the floor (models with BT option only)
- wiring compartments at both ends of unit
- for a continuous look, custom blank sections with a simple attachment system are available (optional)

WARRANTY

- three years

IDEAL FOR:

shopping mall, hospital, office, hotel, lobby, hallway



Stelpro reserves the right to modify descriptions, manufacturing specifications or prices without prior notice. No returns accepted on optional-colour products. For all the latest models and prices, please refer to our website at www.stelpro.com.

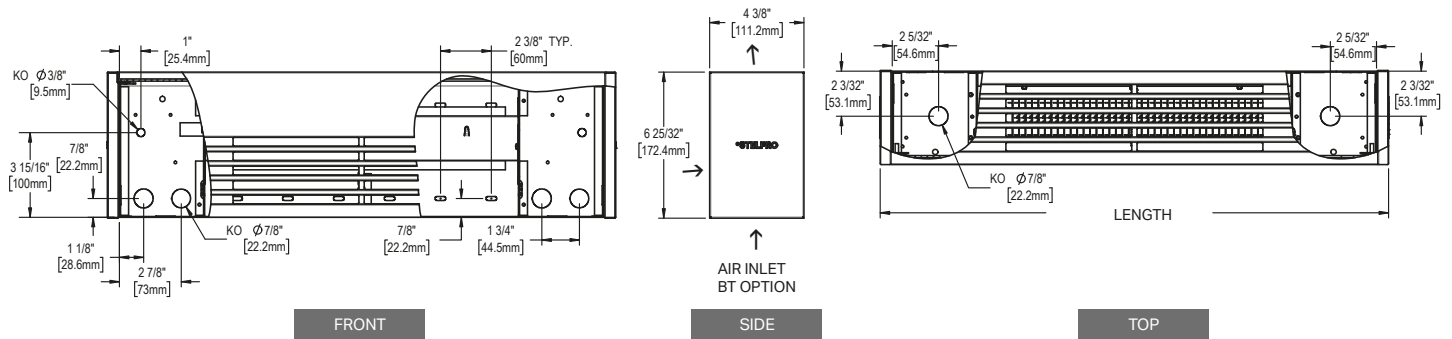


TECHNICAL SPECIFICATIONS

DENSITY OF 500 W PER LINEAR FOOT		DENSITY OF 400 W PER LINEAR FOOT		DENSITY OF 300 W PER LINEAR FOOT		VOLTAGE	LENGTH		WEIGHT		PRICE	
CODE	WATTS	CODE	WATTS	CODE	WATTS	VOLTS	MM	IN.	KG	LB	W OR SW	CA
ALUX406108	1000	ALUX406088	800	ALUX406068	600	208	600	23 5/8	4.1	9	670.00	744.00
ALUX406102	1000	ALUX406082	800	ALUX406062	600	240	600	23 5/8	4.1	9	670.00	744.00
ALUX406103	1000	---	800	---	600	347	600	23 5/8	4.1	9	670.00	744.00
---	1000	---	800	---	600	600	600	23 5/8	4.1	9	---	---
ALUX409158	1500	ALUX409128	1200	ALUX409098	900	208	900	35 7/16	5.9	13	766.00	838.00
ALUX409152	1500	ALUX409122	1200	ALUX409092	900	240	900	35 7/16	5.9	13	766.00	838.00
ALUX409153	1500	ALUX409123	1200	ALUX409093	900	347	900	35 7/16	5.9	13	766.00	838.00
ALUX409156	1500	---	1200	---	900	600	900	35 7/16	5.9	13	766.00	838.00
ALUX412208	2000	ALUX412168	1600	ALUX412128	1200	208	1200	47 1/4	7.7	17	865.00	937.00
ALUX412202	2000	ALUX412162	1600	ALUX412122	1200	240	1200	47 1/4	7.7	17	865.00	937.00
ALUX412203	2000	ALUX412163	1600	ALUX412123	1200	347	1200	47 1/4	7.7	17	865.00	937.00
ALUX412206	2000	ALUX412166	1600	---	1200	600	1200	47 1/4	7.7	17	865.00	937.00
ALUX415258	2500	ALUX415208	2000	ALUX415158	1500	208	1500	59 1/16	9.1	20	961.00	1 034.00
ALUX415252	2500	ALUX415202	2000	ALUX415152	1500	240	1500	59 1/16	9.1	20	961.00	1 034.00
ALUX415253	2500	ALUX415203	2000	ALUX415153	1500	347	1500	59 1/16	9.1	20	961.00	1 034.00
ALUX415256	2500	ALUX415206	2000	ALUX415156	1500	600	1500	59 1/16	9.1	20	961.00	1 034.00
ALUX418308	3000	ALUX418248	2400	ALUX418188	1800	208	1800	70 7/8	11.3	25	1 056.00	1 129.00
ALUX418302	3000	ALUX418242	2400	ALUX418182	1800	240	1800	70 7/8	11.3	25	1 056.00	1 129.00
ALUX418303	3000	ALUX418243	2400	ALUX418183	1800	347	1800	70 7/8	11.3	25	1 056.00	1 129.00
ALUX418306	3000	ALUX418246	2400	ALUX418186	1800	600	1800	70 7/8	11.3	25	1 056.00	1 129.00
ALUX421358	3500	ALUX421288	2800	ALUX421218	2100	208	2100	82 11/16	13.2	29	1 156.00	1 229.00
ALUX421352	3500	ALUX421282	2800	ALUX421212	2100	240	2100	82 11/16	13.2	29	1 156.00	1 229.00
ALUX421353	3500	ALUX421283	2800	ALUX421213	2100	347	2100	82 11/16	13.2	29	1 156.00	1 229.00
ALUX421356	3500	ALUX421286	2800	ALUX421216	2100	600	2100	82 11/16	13.2	29	1 156.00	1 229.00
ALUX424408	4000	ALUX424328	3200	ALUX424248	2400	208	2400	94 1/2	15.4	34	1 253.00	1 325.00
ALUX424402	4000	ALUX424322	3200	ALUX424242	2400	240	2400	94 1/2	15.4	34	1 253.00	1 325.00
ALUX424403	4000	ALUX424323	3200	ALUX424243	2400	347	2400	94 1/2	15.4	34	1 253.00	1 325.00
ALUX424406	4000	ALUX424326	3200	ALUX424246	2400	600	2400	94 1/2	15.4	34	1 253.00	1 325.00

Add W for white, SW for soft white or CA for clear anodized (finish) (consult the optional colours chart or contact your Stelpro representative for all other colours).
Models also available in 277 V and 480 V.
--- not available

TECHNICAL DRAWINGS





ACCESSORIES

PRODUCT	DESCRIPTION	PRICE
ALUX4T12*	built-in tamper-proof single pole thermostat	161.00
ALUX4T22*	built-in tamper-proof double pole thermostat	269.00
ALUX4RE153*	built-in electronic low voltage relay [15 A @ 120 V-347 V]	117.00
ALUX4RE156*	built-in electronic low voltage relay [6 A @ 600 V]	198.00
ALUX4RE153T*	built-in electronic low voltage relay c/w transformer 24 V [15 A @ 208 V-347 V]	141.00
ALUX4RM240T*	built-in electromechanical relay c/w transformer 24 V [5000 W @ 208 V/6000 W @ 240 V]	147.00
ALUX4RM347T*	built-in electromechanical relay c/w transformer 24 V [6000 W @ 347 V]	162.00
ALUX4RM347C*	built-in electromechanical relay w/o transformer 24 V [6000 W @ 120 V-347 V]	124.00
ALUX4R841C1151*	built-in electromechanical low voltage relay c/w transformer 24 V [6000 W @ 600 V]	254.00
ALUX4R841D1036*	built-in electromechanical low voltage relay w/o transformer 24 V [6000 W @ 600 V]	223.00
PK6*	pedestal kit – single (kit of two)	165.00
PK6CAP	anodized aluminum (paint) pedestal kit – single (kit of two)	188.00
PK6D*	pedestal kit – double (kit of two)	253.00
PK6DCAP	anodized aluminum (paint) pedestal kit – double (kit of two)	299.00
ALUX4JS*	joiner strip (2 in. – 51 mm)	196.00
ALUX4JSCAP	anodized aluminum (paint) joiner strip (2 in. – 51 mm)	209.00
ALUX4IC90*	inside corner (back measures 7 9/16 in. – 192 mm long on each side)	675.00
ALUX4IC90CA	anodized aluminum (finish) inside corner (back measures 7 9/16 in. – 192 mm long on each side)	726.00
ALUX4OC90*	outside corner (back measures 7 9/16 in. – 192 mm long on each side)	675.00
ALUX4OC90CA	anodized aluminum (finish) outside corner (back measures 7 9/16 in. – 192 mm long on each side)	726.00
ALUX4CB**	clean back (fully finished, no mounting holes or knockouts)	285.00
ALUX4BT*	air inlet from below/output from top	---
ALUX4SA*	full-width flush-fit stand – height of 2 to 12 in. – 51 to 305 mm	---
ALUX4SR*	full-width recessed stand (19/32 in. – 15 mm) – height of 2 to 12 in. – 51 to 305 mm	---

Electronic relays can receive a PWM (pulsed width modulation) or digital (on/off) signal.

* Add W for white or SW for soft white.

* Factory installed

DBI

ALUMINUM DRAFT BARRIER



DESIGN AND FUNCTIONALITY COMBINED

The DBI electric baseboard heater has clean, unobtrusive lines that are sure to meet the standards of decor aficionados. It can be wall mounted, placed on the floor or installed on a pedestal. Consider the DBI for use in offices, conference rooms, entryways, commercial buildings, schools or hospitals. Enjoy the benefits of heating efficiency without sacrificing aesthetics.

- **HIGH-QUALITY ALUMINUM**
EXTRUDED ALUMINUM GRILLE WITH A THICKNESS EQUIVALENT TO 11 GAUGE
- **OFFERED IN THREE WATT DENSITIES**
- **COMPACT SIZE**
- **BLANK SECTIONS AVAILABLE**
FOR A CONTINUOUS LOOK

COLOURS

- **standard:** white, soft white
- **luxury finish:** anodized aluminum (see price list)
- **Orora (optional):** refer to www.stelpro.com/en-CA/Orora

FINISH

- epoxy-polyester powdercoat or anodized aluminum finish

MANUFACTURING

- 18-gauge steel cabinet
- extruded aluminum front panel with a thickness equivalent to 11 gauge
- front air intake and top air discharge (bottom air intake available on demand [BT])
- thermal protection with automatic reset
- full-length wireway
- pencil-proof openings of less than 1/4 in. (6.4 mm) prevent foreign objects from entering the unit

ELEMENT

- single tubular, stainless steel sheathed element with boxed aluminum fins for improved heat dissipation; the element is securely fastened at its centre, floating in nylon sleeves at each end, eliminating expansion and contraction noises

CONTROL

- wall thermostat (not included) – the use of an electronic thermostat is strongly recommended
- built-in tamper-proof thermostat accessible without removing front grille, installed in the left junction box only (optional)
- low voltage relay kit installed in the left or right junction box (optional)
- built-in thermostat with button installed in the left junction box only (optional)

INSTALLATION

- surface mounted
- wall or floor mounted with or without pedestal kit (optional)
- wiring compartments at both ends of unit
- blank sections (custom lengths) and accessories are available for a continuous look (optional)

WARRANTY

- three years

IDEAL FOR:

office, entryway, commercial space, school, hospital

°STELPRO

TECHNICAL SPECIFICATIONS

DENSITY OF 250 W PER LINEAR FOOT		DENSITY OF 200 W PER LINEAR FOOT		DENSITY OF 150 W PER LINEAR FOOT		VOLTAGE	LENGTH		WEIGHT		PRICE	
CODE	WATTS	CODE	WATTS	CODE	WATTS	VOLTS	MM	IN.	KG	LB	W OR SW	CA
DBI6051	500	DBI6041	400	DBI6031	300	120	600	23 5/8	3.1	6.7	545.00	626.00
DBI6058	500	DBI6048	400	DBI6038	300	208	600	23 5/8	3.1	6.7	545.00	626.00
DBI6052	500	DBI6042	400	DBI6032	300	240	600	23 5/8	3.1	6.7	545.00	626.00
DBI6053	500	---	400	---	300	347	600	23 5/8	3.1	6.7	545.00	626.00
---	500	---	400	---	300	600	600	23 5/8	3.1	6.7	---	---
DBI9071	750	DBI9061	600	DBI9041	450	120	900	35 7/16	4.6	10.1	621.00	701.00
DBI9078	750	DBI9068	600	DBI9048	450	208	900	35 7/16	4.6	10.1	621.00	701.00
DBI9072	750	DBI9062	600	DBI9042	450	240	900	35 7/16	4.6	10.1	621.00	701.00
DBI9073	750	DBI9063	600	DBI9043	450	347	900	35 7/16	4.6	10.1	621.00	701.00
DBI9076	750	---	600	---	450	600	900	35 7/16	4.6	10.1	621.00	701.00
DBI12101	1000	DBI12081	800	DBI12061	600	120	1200	47 1/4	6.8	13.4	695.00	778.00
DBI12108	1000	DBI12088	800	DBI12068	600	208	1200	47 1/4	6.8	13.4	695.00	778.00
DBI12102	1000	DBI12082	800	DBI12062	600	240	1200	47 1/4	6.8	13.4	695.00	778.00
DBI12103	1000	DBI12083	800	DBI12063	600	347	1200	47 1/4	6.8	13.4	695.00	778.00
DBI12106	1000	DBI12086	800	---	600	600	1200	47 1/4	6.8	13.4	695.00	778.00
DBI15121	1250	DBI15101	1000	DBI15071	750	120	1500	59 1/16	7.6	16.8	769.00	852.00
DBI15128	1250	DBI15108	1000	DBI15078	750	208	1500	59 1/16	7.6	16.8	769.00	852.00
DBI15122	1250	DBI15102	1000	DBI15072	750	240	1500	59 1/16	7.6	16.8	769.00	852.00
DBI15123	1250	DBI15103	1000	DBI15073	750	347	1500	59 1/16	7.6	16.8	769.00	852.00
DBI15126	1250	DBI15106	1000	DBI15076	750	600	1500	59 1/16	7.6	16.8	769.00	852.00
DBI18151	1500	DBI18121	1200	DBI18091	900	120	1800	70 7/8	9.1	20.1	844.00	926.00
DBI18158	1500	DBI18128	1200	DBI18098	900	208	1800	70 7/8	9.1	20.1	844.00	926.00
DBI18152	1500	DBI18122	1200	DBI18092	900	240	1800	70 7/8	9.1	20.1	844.00	926.00
DBI18153	1500	DBI18123	1200	DBI18093	900	347	1800	70 7/8	9.1	20.1	844.00	926.00
DBI18156	1500	DBI18126	1200	DBI18096	900	600	1800	70 7/8	9.1	20.1	844.00	926.00
---	1750	DBI21141	1400	DBI21101	1050	120	2100	82 11/16	10.6	23.4	919.00	999.00
DBI21178	1750	DBI21148	1400	DBI21108	1050	208	2100	82 11/16	10.6	23.4	919.00	999.00
DBI21172	1750	DBI21142	1400	DBI21102	1050	240	2100	82 11/16	10.6	23.4	919.00	999.00
DBI21173	1750	DBI21143	1400	DBI21103	1050	347	2100	82 11/16	10.6	23.4	919.00	999.00
DBI21176	1750	DBI21146	1400	DBI21106	1050	600	2100	82 11/16	10.6	23.4	919.00	999.00
---	2000	---	1600	DBI24121	1200	120	2400	94 1/2	12.2	26.8	991.00	1 072.00
DBI24208	2000	DBI24168	1600	DBI24128	1200	208	2400	94 1/2	12.2	26.8	991.00	1 072.00
DBI24202	2000	DBI24162	1600	DBI24122	1200	240	2400	94 1/2	12.2	26.8	991.00	1 072.00
DBI24203	2000	DBI24163	1600	DBI24123	1200	347	2400	94 1/2	12.2	26.8	991.00	1 072.00
DBI24206	2000	DBI24166	1600	DBI24126	1200	600	2400	94 1/2	12.2	26.8	991.00	1 072.00
---	2250	---	1800	---	1350	120	2700	106 5/16	13.6	30.1	---	---
DBI27228	2250	DBI27188	1800	DBI27138	1350	208	2700	106 5/16	13.6	30.1	1 068.00	1 151.00
DBI27222	2250	DBI27182	1800	DBI27132	1350	240	2700	106 5/16	13.6	30.1	1 068.00	1 151.00
DBI27223	2250	DBI27183	1800	DBI27133	1350	347	2700	106 5/16	13.6	30.1	1 068.00	1 151.00
DBI27226	2250	DBI27186	1800	DBI27136	1350	600	2700	106 5/16	13.6	30.1	1 068.00	1 151.00
---	2500	---	2000	---	1500	120	2700	106 5/16	13.6	30.1	---	---
DBI27258	2500	DBI27208	2000	DBI27158	1500	208	2700	106 5/16	13.6	30.1	1 068.00	1 151.00
DBI27252	2500	DBI27202	2000	DBI27152	1500	240	2700	106 5/16	13.6	30.1	1 068.00	1 151.00
DBI27253	2500	DBI27203	2000	DBI27153	1500	347	2700	106 5/16	13.6	30.1	1 068.00	1 151.00
DBI27256	2500	DBI27206	2000	DBI27156	1500	600	2700	106 5/16	13.6	30.1	1 068.00	1 151.00

Add W for white, SW for soft white or CA for anodized aluminum (finish) (consult the optional colours chart or contact your Stelpro representative for all other colours).

Models also available in 277 V and 480 V.

--- not available



ACCESSORIES

PRODUCT	DESCRIPTION	PRICE
DBIT12*	built-in tamper-proof single pole thermostat	168.00
DBIT22*	built-in tamper-proof double pole thermostat	281.00
DBIT12-BOUTTON*	built-in single pole thermostat with knob	179.00
DBIRE153*	built-in electronic low voltage relay [15 A @ 120 V-347 V]	98.00
DBIRE156*	built-in electronic low voltage relay [6 A @ 600 V]	168.00
DBIRE153T*	built-in electronic low voltage relay c/w transformer 24 V [15 A @ 208 V-347 V]	123.00
DBIRM240T*	built-in electromechanical relay c/w transformer 24 V [5000 W @ 208 V/6000 W @ 240 V]	142.00
DBIRM347T*	built-in electromechanical relay c/w transformer 24 V [6000 W @ 347 V]	156.00
DBIRM347C*	built-in electromechanical relay w/o transformer 24 V [6000 W @ 120 V-347 V]	116.00
PK1*	pedestal kit (kit of two)	165.00
PK1CAP	anodized aluminum (paint) pedestal kit (kit of two)	188.00
DBIJS*	joiner strip (2 in. – 51 mm)	156.00
DBIJSAP	anodized aluminum (paint) joiner strip (2 in. – 51 mm)	173.00
DBIIC90*	inside corner (back measures 5 7/8 in. (149 mm) long on each side)	541.00
DBIIC90CA	anodized aluminum (finish) inside corner (back measures 5 7/8" (149 mm) long on each side)	596.00
DBIOC90*	outside corner (back measures 5 7/8 in. (149 mm) long on each side)	541.00
DBIOC90CA	anodized aluminum (finish) outside corner (back measures 5 7/8 in. (149 mm) long on each side)	596.00
DBICB**	clean back (fully finished, no mounting holes or knockouts)	226.00
DBICBCAP*	anodized aluminum (paint) clean back (fully finished, no mounting holes or knockouts)	251.00
DBIBT*	bottom air intake/top air discharge	---

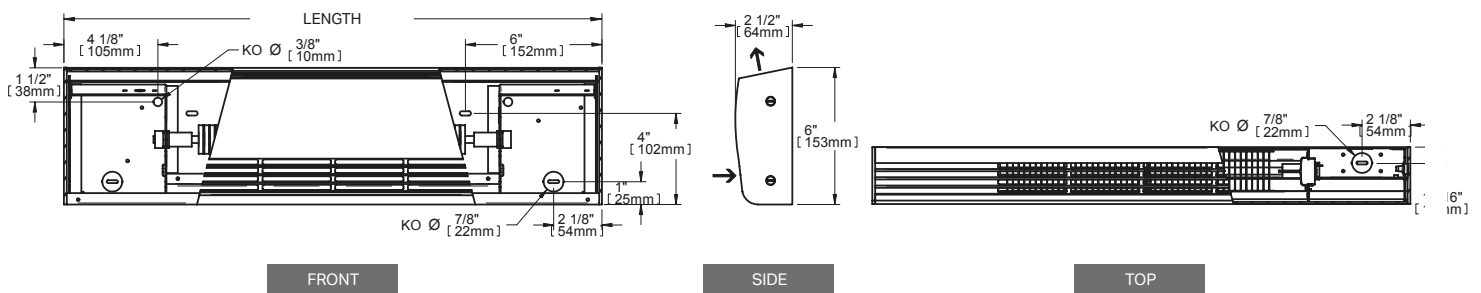
Electronic relays can receive a PWM (pulsed width modulation) or digital (on/off) signal.

* Add W for white or SW for soft white.

* Factory installed

* Factory installation is strongly recommended.

TECHNICAL DRAWINGS



SPDH

MINI PATIO DOOR HEATER



STRENGTH AND SAFETY COMBINED

The SPDH model is the perfect example of a small electric baseboard heater that's a big hit in the world of heaters. The challenge: the patio door threshold. The accomplishment: traffic-resistant durability. At just 3 in. in both depth and height, the strength of the SPDH will surprise you. With its rounded front cover, this baseboard heater has a heat output of 150 W per linear foot.

- **COMPACT AND ROBUST (3 IN. X 3 IN.)**
PERFECT UNDER PATIO DOORS AND LARGE WINDOWS
- **DENSITY OF 150 W PER LINEAR FOOT**
- **BLANK SECTIONS AVAILABLE**
FOR A CONTINUOUS LOOK

COLOURS

- **standard:** white, soft white
- **Orora (optional):** refer to www.stelpro.com/en-CA/Orora

FINISH

- epoxy-polyester powdercoat

MANUFACTURING

- 3 in. x 3 in. compact profile
- solid, 18-gauge steel cabinet and front that may be used as a step
- thermal protection with automatic reset
- full-length wireway
- pencil-proof openings of less than 1/4 in. (6.4 mm) prevent foreign objects from entering the unit

ELEMENT

- single tubular, stainless steel sheathed element with boxed aluminum fins for improved heat dissipation; the element is securely fastened at its centre, floating in nylon sleeves at each end, eliminating expansion and contraction noises

CONTROL

- wall thermostat (not included) – the use of an electronic thermostat is strongly recommended
- built-in thermostat accessible without removing front grille, installed in the left junction box only (optional)
- low voltage relay kit installed in the left junction box only (optional)

INSTALLATION

- surface mounted
- wall or floor mounted with or without pedestal kit (optional)
- wiring compartment at both ends of unit
- blank sections (custom lengths) and accessories are available for a continuous look (optional)

WARRANTY

- three years



ROUNDED CORNERS

IDEAL FOR:

below a patio door or a window, solarium

°STELPRO

Stelpro reserves the right to modify descriptions, manufacturing specifications or prices without prior notice. No returns accepted on optional-colour products. For all the latest models and prices, please refer to our website at www.stelpro.com.



TECHNICAL SPECIFICATIONS

150 W PER LINEAR FOOT		VOLTAGE	LENGTH		WEIGHT		PRICE
CODE	WATTS	VOLTS	MM	IN.	KG	LB	
SPDH6031	300	120	600	23 5/8	2.7	6	290.00
SPDH6038	300	208	600	23 5/8	2.7	6	290.00
SPDH6032	300/225	240/208	600	23 5/8	2.7	6	290.00
---	300	347	600	23 5/8	2.7	6	---
---	300	600	600	23 5/8	2.7	6	---
SPDH9041	450	120	900	35 7/16	3.6	8	336.00
SPDH9048	450	208	900	35 7/16	3.6	8	336.00
SPDH9042	450/340	240/208	900	35 7/16	3.6	8	336.00
SPDH9043	450	347	900	35 7/16	3.6	8	336.00
---	450	600	900	35 7/16	3.6	8	---
SPDH12061	600	120	1200	47 1/4	4.5	10	382.00
SPDH12068	600	208	1200	47 1/4	4.5	10	382.00
SPDH12062	600/450	240/208	1200	47 1/4	4.5	10	382.00
SPDH12063	600	347	1200	47 1/4	4.5	10	382.00
---	600	600	1200	47 1/4	4.5	10	---
SPDH15071	750	120	1500	59 1/16	5.4	12	426.00
SPDH15078	750	208	1500	59 1/16	5.4	12	426.00
SPDH15072	750/560	240/208	1500	59 1/16	5.4	12	426.00
SPDH15073	750	347	1500	59 1/16	5.4	12	426.00
SPDH15076	750	600	1500	59 1/16	5.4	12	426.00
SPDH18091	900	120	1800	70 7/8	6.8	15	469.00
SPDH18098	900	208	1800	70 7/8	6.8	15	469.00
SPDH18092	900/675	240/208	1800	70 7/8	6.8	15	469.00
SPDH18093	900	347	1800	70 7/8	6.8	15	469.00
SPDH18096	900	600	1800	70 7/8	6.8	15	469.00
SPDH21101	1050	120	2100	82 11/16	8.2	18	516.00
SPDH21108	1050	208	2100	82 11/16	8.2	18	516.00
SPDH21102	1050/790	240/208	2100	82 11/16	8.2	18	516.00
SPDH21103	1050	347	2100	82 11/16	8.2	18	516.00
SPDH21106	1050	600	2100	82 11/16	8.2	18	516.00
SPDH24121	1200	120	2400	94 1/2	9.5	21	569.00
SPDH24128	1200	208	2400	94 1/2	9.5	21	569.00
SPDH24122	1200/900	240/208	2400	94 1/2	9.5	21	569.00
SPDH24123	1200	347	2400	94 1/2	9.5	21	569.00
SPDH24126	1200	600	2400	94 1/2	9.5	21	569.00
SPDH27138	1350	208	2700	106 5/16	10.4	23	622.00
SPDH27132	1350/1010	240/208	2700	106 5/16	10.4	23	622.00
SPDH27133	1350	347	2700	106 5/16	10.4	23	622.00
SPDH27136	1350	600	2700	106 5/16	10.4	23	622.00

Add W for white or SW for soft white (consult the optional colours chart or contact your Stelpro representative for all other colours).

Models also available in 277 V and 480 V.

--- not available

ACCESSORIES

PRODUCT	DESCRIPTION	PRICE
SPDHT12*	built-in tamper-proof single pole thermostat	157.00
SPDHRE153*	built-in electronic low voltage relay [15 A @ 120 V-347 V]	111.00
SPDHRE156*	built-in electronic low voltage relay [6 A @ 600 V]	177.00
SPDHRE153T*	built-in electronic low voltage relay c/w transformer 24 V [15 A @ 208 V-347 V]	133.00
PK1*	pedestal kit (kit of two)	165.00
SPDHJS*	joiner strip (2 in. – 51 mm)	85.00
SPDHIC90*	inside corner (back measures 5 7/8 in. (149 mm) long on each side)	217.00
SPDHOC90*	outside corner (back measures 5 7/8 in. (149 mm) long on each side)	217.00
SPDHCB**	clean back (fully finished, no mounting holes or knockouts)	125.00

Electronic relays can receive a PWM (pulsed width modulation) or digital (on/off) signal.

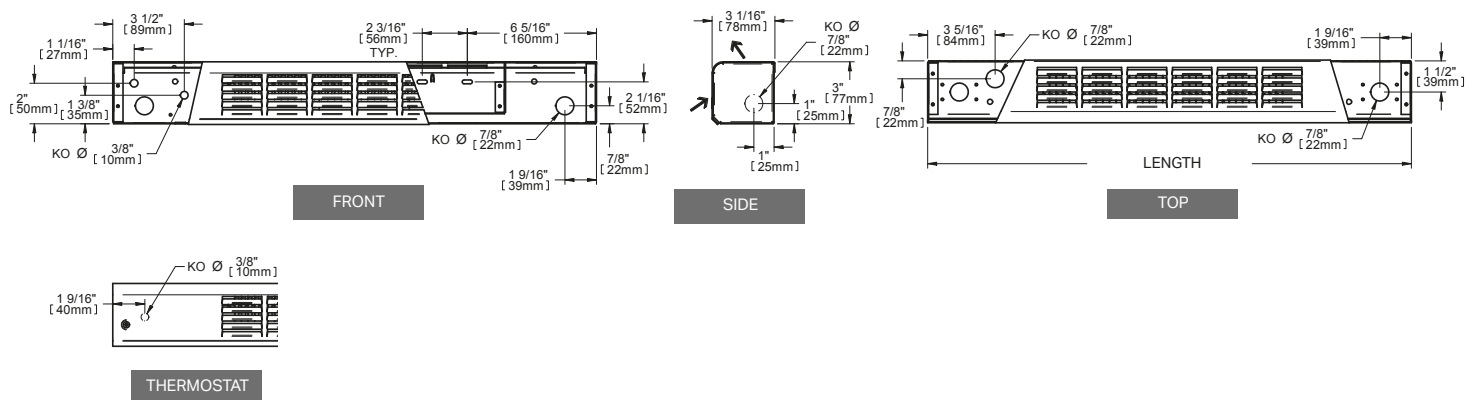
* Add W for white or SW for soft white.

* Factory installed

* Factory installation is strongly recommended.



TECHNICAL DRAWINGS



PDH

PATIO DOOR HEATER



SMALL IN SIZE, BIG ON HEAT

This baseboard heater was designed to provide a constant flow of heat near patio doors and bay windows. It creates a “curtain of air” that envelops the entire surface of the window, preventing condensation build-up and the introduction of cold air. Rugged and compact (4 in. x 4 in.), the PDH can act as a step at the door sill. The PDH generates tremendous heat, from 375 W to 2000 W. It can also be used in the kitchen, living room, solarium and basement.

- **STURDY ENOUGH TO BE USED AS A STEP AT A DOOR SILL**
THANKS TO ITS SOLID CONSTRUCTION
- **DESIGNED SPECIFICALLY TO PREVENT COLD AIR ENTRY FROM PATIO DOORS**
- **BLANK SECTIONS; PEDESTAL AND FINISHED BACKS AVAILABLE**
- **FULL-LENGTH WIREWAY**

COLOURS

- **standard:** white, soft white
- **Orora (optional):** refer to www.stelpro.com/en-CA/Orora

FINISH

- epoxy-polyester powdercoat

MANUFACTURING

- 4 in. x 4 in. compact profile
- solid, 18-gauge steel cabinet and front that may be used as a step
- thermal protection with automatic reset
- full-length wireway
- pencil-proof openings of less than 1/4 in. (6.4 mm) prevent foreign objects from entering the unit

ELEMENT

- single tubular, stainless steel sheathed element with boxed aluminum fins for improved heat dissipation securely fastened at its centre, floating in nylon sleeves at each end, eliminating expansion and contraction noises

CONTROL

- wall thermostat (not included) – the use of an electronic thermostat is strongly recommended
- built-in thermostat accessible without removing front grille, installed in the left junction box only (optional)
- low voltage relay kit installed in the left or right junction box (optional)

INSTALLATION

- surface mounted
- wall or floor mounted with or without pedestal kit (optional)
- wiring compartment at both ends of unit
- blank sections (custom lengths) and accessories are available for a continuous look (optional)

WARRANTY

- three years

IDEAL FOR:

below a patio door or bay window, solarium

TECHNICAL SPECIFICATIONS

200 W PER LINEAR FOOT		VOLTAGE	LENGTH		WEIGHT		PRICE
CODE	WATTS	VOLTS	MM	IN.	KG	LB	
PDH0508	500	208	851	33 1/2	5.9	13	388.00
PDH0502	500/375	240/208	851	33 1/2	5.9	13	388.00
PDH0503	500	347	851	33 1/2	5.9	13	388.00
---	500	600	851	33 1/2	5.9	13	---
PDH0758	750	208	1219	48	7.7	17	430.00
PDH0752	750/560	240/208	1219	48	7.7	17	430.00
PDH0753	750	347	1219	48	7.7	17	430.00
PDH0756	750	600	1219	48	7.7	17	430.00
PDH1008	1000	208	1524	60	9.0	20	472.00
PDH1002	1000/750	240/208	1524	60	9.0	20	472.00
PDH1003	1000	347	1524	60	9.0	20	472.00
PDH1006	1000	600	1524	60	9.0	20	472.00
PDH1258	1250	208	1829	72	11.0	25	523.00
PDH1252	1250/940	240/208	1829	72	11.0	25	523.00
PDH1253	1250	347	1829	72	11.0	25	523.00
PDH1256	1250	600	1829	72	11.0	25	523.00
PDH1508	1500	208	2204	86 7/8	14.1	31	563.00
PDH1502	1500/1125	240/208	2204	86 7/8	14.1	31	563.00
PDH1503	1500	347	2204	86 7/8	14.1	31	563.00
PDH1506	1500	600	2204	86 7/8	14.1	31	563.00
PDH1758	1750	208	2542	100 1/16	17.3	38	610.00
PDH1752	1750/1315	240/208	2542	100 1/16	17.3	38	610.00
PDH1753	1750	347	2542	100 1/16	17.3	38	610.00
PDH1756	1750	600	2542	100 1/16	17.3	38	610.00
PDH2008	2000	208	2879	113 3/8	18.6	41	653.00
PDH2002	2000/1500	240/208	2879	113 3/8	18.6	41	653.00
PDH2003	2000	347	2879	113 3/8	18.6	41	653.00
PDH2006	2000	600	2879	113 3/8	18.6	41	653.00

Add W for white or SW for soft white (consult the optional colours chart or contact your Stelpro representative for all other colours).

Models also available in 277 V and 480 V.

--- not available

ACCESSORIES

PRODUCT	DESCRIPTION	PRICE
PDHT12*	built-in tamper-proof single pole thermostat	163.00
PDHT22*	built-in tamper-proof double pole thermostat	231.00
PDHRE153*	built-in electronic low voltage relay [15 A @ 120 V-347 V]	120.00
PDHRE156*	built-in electronic low voltage relay [6 A @ 600 V]	182.00
PDHRE153T*	built-in electronic low voltage relay c/w transformer 24 V [15 A @ 208 V-347 V]	146.00
PK2*	pedestal kit (kit of two)	165.00
PDHJS*	joiner strip (2 in. – 51 mm)	96.00
PDHIC90*	inside corner (back measures 7 7/8 in. (200 mm) on each side)	240.00
PDHOC90*	outside corner (back measures 7 7/8 in. (200 mm) on each side)	240.00
PDHCB**	clean back (fully finished, no mounting holes or knockouts)	144.00

Electronic relays can receive a PWM (pulsed width modulation) or digital (on/off) signal.

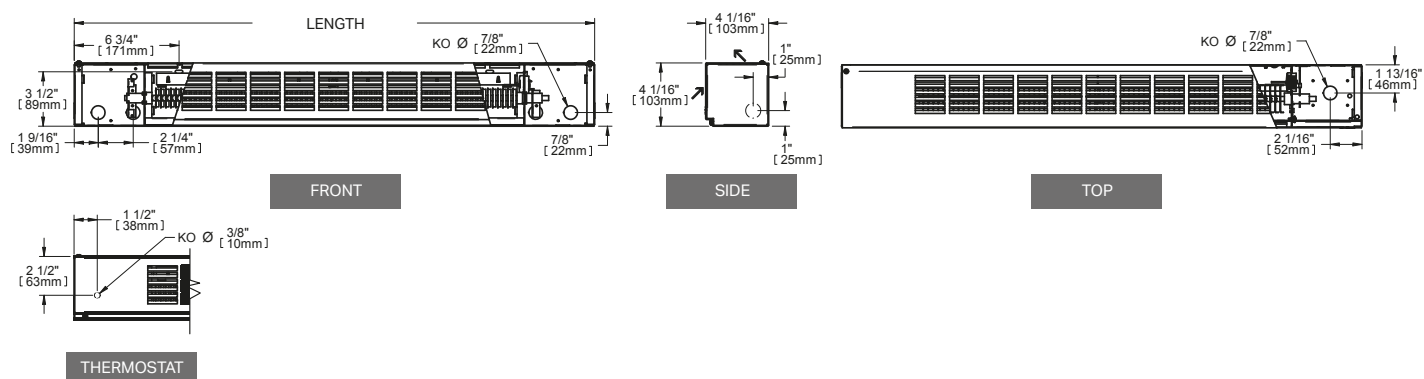
* Add W for white or SW for soft white.

* Factory installed

* Factory installation is strongly recommended.



TECHNICAL DRAWINGS



SCA

ARCHITECTURAL BASEBOARD



PERIMETER HEATING WITH STYLE

Architectural in design, the SCA draft barrier is an excellent choice for complementary, perimeter heating. Office buildings will benefit from what the SCA has to offer: a low-profile design capable of efficiently heating perimeter, glassed surfaces. The SCA offers a wide range of installation possibilities and is custom-made for office spaces and adaptable to their future interior layouts. Available in white, soft white and other colours upon request, the SCA can blend in anywhere.

■ PERFECT FOR PUBLIC PLACES

SCHOOLS, SHOPPING MALLS, HOSPITALS, ETC.

■ OFFERED IN THREE WATT DENSITIES

■ BLANK SECTIONS AVAILABLE FOR A CONTINUOUS LOOK

COLOURS

- **standard:** white, soft white
- **Orora (optional):** refer to www.stelpro.com/en-CA/Orora

FINISH

- epoxy-polyester powdercoat

MANUFACTURING

- 18-gauge steel cabinet and 16-gauge steel front panel
- front air intake and top air discharge
- thermal protection with automatic reset
- full-length wireway

ELEMENT

- single tubular, stainless steel sheathed element with boxed aluminum fins for improved heat dissipation; the element is securely fastened at its centre, floating in nylon sleeves at each end, eliminating expansion and contraction noises

CONTROL

- wall thermostat (not included) – the use of an electronic thermostat is strongly recommended
- built-in tamper-proof thermostat accessible without removing front grille, installed in the left junction box only (optional)
- low voltage relay kit installed in the left or right junction box (optional)

INSTALLATION

- surface mounted
- wall or floor mounted with or without pedestal kit (optional)
- wiring compartments at both ends of unit
- blank sections (custom lengths) and accessories are available for a continuous look (optional)

WARRANTY

- three years

IDEAL FOR:

school, shopping mall, hospital

°STELPRO

Stelpro reserves the right to modify descriptions, manufacturing specifications or prices without prior notice. No returns accepted on optional-colour products. For all the latest models and prices, please refer to our website at www.stelpro.com.



TECHNICAL SPECIFICATIONS

DENSITY OF 250 W PER LINEAR FOOT		DENSITY OF 200 W PER LINEAR FOOT		DENSITY OF 150 W PER LINEAR FOOT		VOLTAGE	LENGTH		WEIGHT		PRICE
CODE	WATTS	CODE	WATTS	CODE	WATTS	VOLTS	MM	IN.	KG	LB	
SCA6051	500	SCA6041	400	SCA6031	300	120	600	23 5/8	4.1	9	422.00
SCA6058	500	SCA6048	400	SCA6038	300	208	600	23 5/8	4.1	9	422.00
SCA6052	500	SCA6042	400	SCA6032	300	240	600	23 5/8	4.1	9	422.00
SCA6053	500	---	400	---	300	347	600	23 5/8	4.1	9	422.00
---	500	---	400	---	300	600	600	23 5/8	4.1	9	---
SCA9071	750	SCA9061	600	SCA9041	450	120	900	35 7/16	9.1	13	488.00
SCA9078	750	SCA9068	600	SCA9048	450	208	900	35 7/16	9.1	13	488.00
SCA9072	750	SCA9062	600	SCA9042	450	240	900	35 7/16	9.1	13	488.00
SCA9073	750	SCA9063	600	SCA9043	450	347	900	35 7/16	9.1	13	488.00
SCA9076	750	---	600	---	450	600	900	35 7/16	9.1	13	488.00
SCA12101	1000	SCA12081	800	SCA12061	600	120	1200	47 1/4	8.0	17	553.00
SCA12108	1000	SCA12088	800	SCA12068	600	208	1200	47 1/4	8.0	17	553.00
SCA12102	1000	SCA12082	800	SCA12062	600	240	1200	47 1/4	8.0	17	553.00
SCA12103	1000	SCA12083	800	SCA12063	600	347	1200	47 1/4	8.0	17	553.00
SCA12106	1000	SCA12086	800	---	600	600	1200	47 1/4	8.0	17	553.00
SCA15121	1250	SCA15101	1000	SCA15071	750	120	1500	59 1/16	9.0	20	621.00
SCA15128	1250	SCA15108	1000	SCA15078	750	208	1500	59 1/16	9.0	20	621.00
SCA15122	1250	SCA15102	1000	SCA15072	750	240	1500	59 1/16	9.0	20	621.00
SCA15123	1250	SCA15103	1000	SCA15073	750	347	1500	59 1/16	9.0	20	621.00
SCA15126	1250	SCA15106	1000	SCA15076	750	600	1500	59 1/16	9.0	20	621.00
SCA18151	1500	SCA18121	1200	SCA18091	900	120	1800	70 7/8	11.0	25	685.00
SCA18158	1500	SCA18128	1200	SCA18098	900	208	1800	70 7/8	11.0	25	685.00
SCA18152	1500	SCA18122	1200	SCA18092	900	240	1800	70 7/8	11.0	25	685.00
SCA18153	1500	SCA18123	1200	SCA18093	900	347	1800	70 7/8	11.0	25	685.00
SCA18156	1500	SCA18126	1200	SCA18096	900	600	1800	70 7/8	11.0	25	685.00
---	1750	SCA21141	1400	SCA21101	1050	120	2100	82 11/16	13.0	29	752.00
SCA21178	1750	SCA21148	1400	SCA21108	1050	208	2100	82 11/16	13.0	29	752.00
SCA21172	1750	SCA21142	1400	SCA21102	1050	240	2100	82 11/16	13.0	29	752.00
SCA21173	1750	SCA21143	1400	SCA21103	1050	347	2100	82 11/16	13.0	29	752.00
SCA21176	1750	SCA21146	1400	SCA21106	1050	600	2100	82 11/16	13.0	29	752.00
---	2000	---	1600	SCA24121	1200	120	2400	94 1/2	16.0	34	817.00
SCA24208	2000	SCA24168	1600	SCA24128	1200	208	2400	94 1/2	16.0	34	817.00
SCA24202	2000	SCA24162	1600	SCA24122	1200	240	2400	94 1/2	16.0	34	817.00
SCA24203	2000	SCA24163	1600	SCA24123	1200	347	2400	94 1/2	16.0	34	817.00
SCA24206	2000	SCA24166	1600	SCA24126	1200	600	2400	94 1/2	16.0	34	817.00
---	2250	---	1800	---	1350	120	2700	106 5/16	17.0	37	---
SCA27228	2250	SCA27188	1800	SCA27138	1350	208	2700	106 5/16	17.0	37	883.00
SCA27222	2250	SCA27182	1800	SCA27132	1350	240	2700	106 5/16	17.0	37	883.00
SCA27223	2250	SCA27183	1800	SCA27133	1350	347	2700	106 5/16	17.0	37	883.00
SCA27226	2250	SCA27186	1800	SCA27136	1350	600	2700	106 5/16	17.0	37	883.00
---	2500	---	2000	---	1500	120	2700	106 5/16	17.0	37	---
SCA27258	2500	SCA27208	2000	SCA27158	1500	208	2700	106 5/16	17.0	37	883.00
SCA27252	2500	SCA27202	2000	SCA27152	1500	240	2700	106 5/16	17.0	37	883.00
SCA27253	2500	SCA27203	2000	SCA27153	1500	347	2700	106 5/16	17.0	37	883.00
SCA27256	2500	SCA27206	2000	SCA27156	1500	600	2700	106 5/16	17.0	37	883.00

Add W for white or SW for soft white (consult the optional colours chart or contact your Stelpro representative for all other colours).

Models also available in 277 V and 480 V.

--- not available



ACCESSORIES

PRODUCT	DESCRIPTION	PRICE
SCAT12*	built-in tamper-proof single pole thermostat	178.00
SCAT22*	built-in tamper-proof double pole thermostat	298.00
SCARE153*	built-in electronic low voltage relay [15 A @ 120 V-347 V]	113.00
SCARE156*	built-in electronic low voltage relay [6 A @ 600 V]	176.00
SCARE153T*	built-in electronic low voltage relay c/w transformer 24 V [15 A @ 208 V-347 V]	139.00
SCARM240T*	built-in electromechanical relay c/w transformer 24 V [6000 W @ 240 V and 5200 W @ 208 V]	154.00
SCARM347T*	built-in electromechanical relay c/w transformer 24 V [6000 W @ 347 V]	170.00
SCARM347C*	built-in electromechanical relay w/o transformer 24 V [6000 W @ 120 V-347 V]	129.00
SCAR841D1036*	built-in electromechanical relay w/o transformer 24 V [6000 W @ 600 V]	226.00
SCAR841C1151*	built-in electromechanical low voltage relay c/w transformer 24 V [6000 W @ 600 V]	256.00
PK2*	pedestal kit (kit of two)	165.00
SCAJS*	joiner strip (2 in. – 51 mm)	127.00
SCAIC90*	inside corner (back measures 5 7/8 in. (149 mm) long on each side)	437.00
SCAOC90*	outside corner (back measures 5 7/8 in. (149 mm) long on each side)	437.00
SCACB**	clean back (fully finished, no mounting holes or knockouts)	183.00

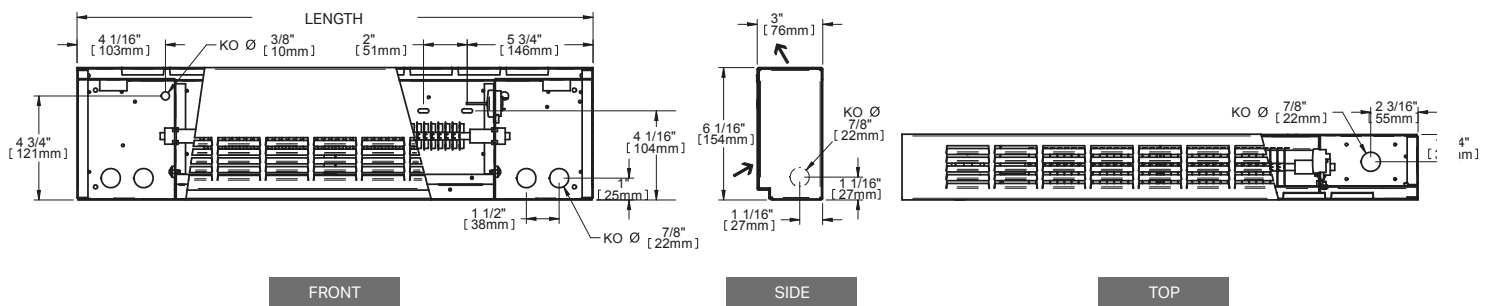
Electronic relays can receive a PWM (pulsed width modulation) or digital (on/off) signal.

* Add W for white or SW for soft white.

* Factory installed

* Factory installation is strongly recommended.

TECHNICAL DRAWINGS



SCAS

SLOPED ARCHITECTURAL BASEBOARD



BE SURROUNDED BY HEAT!

The SCAS draft barrier is an excellent choice for complementary, perimeter heating. Modern office buildings will appreciate what the SCAS has to offer: a compact, sloped-top design capable of efficiently heating perimeter, glassed surfaces. The SCAS offers a wide array of installation possibilities and is adaptable to all office space layouts. Thanks to its sloped top, it is less likely to be sat on, stepped on or used as a shelf.

- **SLOPED TOP**
MAKING IT LESS LIKELY TO BE SAT ON OR USED AS A SHELF
- **OFFERED IN THREE WATT DENSITIES**
- **PERFECT FOR DAYCARE CENTRES**
OPENINGS OF LESS THAN 1/4 IN.
- **BLANK SECTIONS AVAILABLE**
FOR A CONTINUOUS LOOK

COLOURS

- **standard:** white, soft white
- **Orora (optional):** refer to www.stelpro.com/en-CA/Orora

FINISH

- epoxy-polyester powdercoat

MANUFACTURING

- 18-gauge steel cabinet and 16-gauge steel front panel
- front air intake and top air discharge
- thermal protection with automatic reset
- full-length wireway
- pencil-proof openings of less than 1/4 in. (6.4 mm) prevent foreign objects from entering the unit
- protective wire mesh available for front cover (optional)

ELEMENT

- single tubular, stainless steel sheathed element with boxed aluminum fins for improved heat dissipation; the element is securely fastened at its centre, floating in nylon sleeves at each end, eliminating expansion and contraction noises

CONTROL

- wall thermostat (not included) – the use of an electronic thermostat is strongly recommended
- built-in tamper-proof thermostat accessible without removing front grille, installed in the left junction box only (optional)
- low voltage relay kit installed in the left or right junction box (optional)

INSTALLATION

- surface mounted
- wall or floor mounted with or without pedestal kit (optional)
- wiring compartments at both ends of unit
- blank sections (custom lengths) and accessories are available for a continuous look (optional)

WARRANTY

- three years

IDEAL FOR:

school, shopping mall, hospital, daycare centre

TECHNICAL SPECIFICATIONS

DENSITY OF 250 W PER LINEAR FOOT		DENSITY OF 200 W PER LINEAR FOOT		DENSITY OF 150 W PER LINEAR FOOT		VOLTAGE	LENGTH		WEIGHT		PRICE
CODE	WATTS	CODE	WATTS	CODE	WATTS	VOLTS	MM	IN.	KG	LB	
SCAS6051	500	SCAS6041	400	SCAS6031	300	120	600	23 5/8	4.1	9	422.00
SCAS6058	500	SCAS6048	400	SCAS6038	300	208	600	23 5/8	4.1	9	422.00
SCAS6052	500	SCAS6042	400	SCAS6032	300	240	600	23 5/8	4.1	9	422.00
SCAS6053	500	---	400	---	300	347	600	23 5/8	4.1	9	422.00
---	500	---	400	---	300	600	600	23 5/8	4.1	9	---
SCAS9071	750	SCAS9061	600	SCAS9041	450	120	900	35 7/16	5.9	13	488.00
SCAS9078	750	SCAS9068	600	SCAS9048	450	208	900	35 7/16	5.9	13	488.00
SCAS9072	750	SCAS9062	600	SCAS9042	450	240	900	35 7/16	5.9	13	488.00
SCAS9073	750	SCAS9063	600	SCAS9043	450	347	900	35 7/16	5.9	13	488.00
SCAS9076	750	---	600	---	450	600	900	35 7/16	5.9	13	488.00
SCAS12101	1000	SCAS12081	800	SCAS12061	600	120	1200	47 1/4	8.0	17	553.00
SCAS12108	1000	SCAS12088	800	SCAS12068	600	208	1200	47 1/4	8.0	17	553.00
SCAS12102	1000	SCAS12082	800	SCAS12062	600	240	1200	47 1/4	8.0	17	553.00
SCAS12103	1000	SCAS12083	800	SCAS12063	600	347	1200	47 1/4	8.0	17	553.00
SCAS12106	1000	SCAS12086	800	---	600	600	1200	47 1/4	8.0	17	553.00
SCAS15121	1250	SCAS15101	1000	SCAS15071	750	120	1500	59 1/16	9.0	20	621.00
SCAS15128	1250	SCAS15108	1000	SCAS15078	750	208	1500	59 1/16	9.0	20	621.00
SCAS15122	1250	SCAS15102	1000	SCAS15072	750	240	1500	59 1/16	9.0	20	621.00
SCAS15123	1250	SCAS15103	1000	SCAS15073	750	347	1500	59 1/16	9.0	20	621.00
SCAS15126	1250	SCAS15106	1000	SCAS15076	750	600	1500	59 1/16	9.0	20	621.00
SCAS18151	1500	SCAS18121	1200	SCAS18091	900	120	1800	70 7/8	11.0	25	685.00
SCAS18158	1500	SCAS18128	1200	SCAS18098	900	208	1800	70 7/8	11.0	25	685.00
SCAS18152	1500	SCAS18122	1200	SCAS18092	900	240	1800	70 7/8	11.0	25	685.00
SCAS18153	1500	SCAS18123	1200	SCAS18093	900	347	1800	70 7/8	11.0	25	685.00
SCAS18156	1500	SCAS18126	1200	SCAS18096	900	600	1800	70 7/8	11.0	25	685.00
---	1750	SCAS21141	1400	SCAS21101	1050	120	2100	82 11/16	13.0	29	752.00
SCAS21178	1750	SCAS21148	1400	SCAS21108	1050	208	2100	82 11/16	13.0	29	752.00
SCAS21172	1750	SCAS21142	1400	SCAS21102	1050	240	2100	82 11/16	13.0	29	752.00
SCAS21173	1750	SCAS21143	1400	SCAS21103	1050	347	2100	82 11/16	13.0	29	752.00
SCAS21176	1750	SCAS21146	1400	SCAS21106	1050	600	2100	82 11/16	13.0	29	752.00
---	2000	---	1600	SCAS24121	1200	120	2400	94 1/2	16.0	34	817.00
SCAS24208	2000	SCAS24168	1600	SCAS24128	1200	208	2400	94 1/2	16.0	34	817.00
SCAS24202	2000	SCAS24162	1600	SCAS24122	1200	240	2400	94 1/2	16.0	34	817.00
SCAS24203	2000	SCAS24163	1600	SCAS24123	1200	347	2400	94 1/2	16.0	34	817.00
SCAS24206	2000	SCAS24166	1600	SCAS24126	1200	600	2400	94 1/2	16.0	34	817.00
---	2250	---	1800	---	1350	120	2700	106 5/16	17.0	37	---
SCAS27228	2250	SCAS27188	1800	SCAS27138	1350	208	2700	106 5/16	17.0	37	883.00
SCAS27222	2250	SCAS27182	1800	SCAS27132	1350	240	2700	106 5/16	17.0	37	883.00
SCAS27223	2250	SCAS27183	1800	SCAS27133	1350	347	2700	106 5/16	17.0	37	883.00
SCAS27226	2250	SCAS27186	1800	SCAS27136	1350	600	2700	106 5/16	17.0	37	883.00
---	2500	---	2000	---	1500	120	2700	106 5/16	17.0	37	---
SCAS27258	2500	SCAS27208	2000	SCAS27158	1500	208	2700	106 5/16	17.0	37	883.00
SCAS27252	2500	SCAS27202	2000	SCAS27152	1500	240	2700	106 5/16	17.0	37	883.00
SCAS27253	2500	SCAS27203	2000	SCAS27153	1500	347	2700	106 5/16	17.0	37	883.00
SCAS27256	2500	SCAS27206	2000	SCAS27156	1500	600	2700	106 5/16	17.0	37	883.00

Add W for white or SW for soft white (consult the optional colours chart or contact your Stelpro representative for all other colours).

Models also available in 277 V and 480 V.

--- not available



ACCESSORIES

PRODUCT	DESCRIPTION	PRICE
SCAST12*	built-in tamper-proof single pole thermostat	178.00
SCAST22*	built-in tamper-proof double pole thermostat	298.00
SCASRE153*	built-in electronic low voltage relay [15 A @ 120 V-347 V]	113.00
SCASRE156*	built-in electronic low voltage relay [6 A @ 600 V]	176.00
SCASRE153T*	built-in electronic low voltage relay c/w transformer 24 V [15 A @ 208 V-347 V]	139.00
SCASRM240T*	built-in electromechanical relay c/w transformer 24 V [6000 W @ 240 V and 5200 W @ 208 V]	154.00
SCASRM347T*	built-in electromechanical relay c/w transformer 24 V [6000 W @ 347 V]	170.00
SCASRM347C*	built-in electromechanical relay w/o transformer 24 V [6000 W @ 120 V-347 V]	129.00
SCASR841D1036*	built-in electromechanical relay w/o transformer 24 V [6000 W @ 600 V]	226.00
SCASR841C1151*	built-in electromechanical low voltage relay c/w transformer 24 V [6000 W @ 600 V]	256.00
PK2*	pedestal kit (kit of two)	165.00
SCASJS*	joiner strip (2 in. – 51 mm)	127.00
SCASIC90*	inside corner (back measures 5 7/8 in. (149 mm) long on each side)	437.00
SCASOC90*	outside corner (back measures 5 7/8 in. (149 mm) long on each side)	437.00
SCASCB**	clean back (fully finished, no mounting holes or knockouts)	183.00
SCASWM*-XXXXMM	protective wire mesh for front cover (units from 23 5/8 in. to 59 1/16 in. – 600 mm to 1500 mm)	92.00
	protective wire mesh for front cover (units from 70 7/8 in. to 106 5/16 in. – 1800 mm to 2700 mm)	92.00

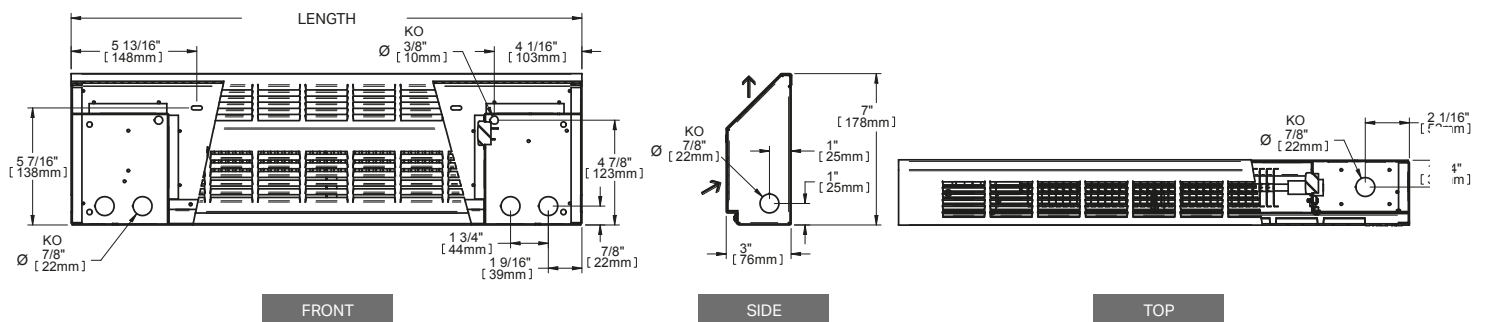
Electronic relays can receive a PWM (pulsed width modulation) or digital (on/off) signal.

* Add W for white or SW for soft white.

* Factory installed

* Factory installation is strongly recommended.

TECHNICAL DRAWINGS



CBF

COMMERCIAL BASEBOARD



A STURDY BASEBOARD THAT CAN BE RECESSED

The CBF commercial baseboard heater is a suitable choice for commercial buildings, passageways and any other public establishment where wall space is precious and recessed installation is ideal. Surface mountable as well, this heater looks great on its own or installed one end to end in a continuous fashion around the perimeter of a room or corridor.

- **CAN BE RECESSED**
DIRECTLY UNDER WINDOWS
- **OFFERED IN THREE WATT DENSITIES**
- **BLANK SECTIONS AVAILABLE**
FOR A CONTINUOUS LOOK

COLOURS

- **standard:** white, soft white
- **Orora (optional):** refer to www.stelpro.com/en-CA/Orora

FINISH

- epoxy-polyester powdercoat

MANUFACTURING

- 18-gauge steel cabinet and 16-gauge steel front panel
- thermal protection with automatic reset
- full-length wireway
- pencil-proof openings of less than 1/4 in. (6.4 mm) prevent foreign objects from entering the unit

ELEMENT

- single tubular, stainless steel sheathed element with boxed aluminum fins for improved heat dissipation; the element is securely fastened at its centre, floating in nylon sleeves at each end, eliminating expansion and contraction noises

CONTROL

- wall thermostat (not included) – the use of an electronic thermostat is strongly recommended
- built-in tamper-proof thermostat accessible without removing front grille, installed in the left or right junction box (optional)
- low voltage relay kit installed in the left or right junction box (optional)

INSTALLATION

- surface mounted or wall recessed with four-piece trim frame (optional)
- wall or floor mounted with or without pedestal kit (optional)
- wiring compartments at both ends of unit
- blank sections (custom lengths) and accessories are available for a continuous look (optional)

WARRANTY

- three years

IDEAL FOR:

school, shopping mall, hospital

°STELPRO

Stelpro reserves the right to modify descriptions, manufacturing specifications or prices without prior notice. No returns accepted on optional-colour products. For all the latest models and prices, please refer to our website at www.stelpro.com.



TECHNICAL SPECIFICATIONS

DENSITY OF 250 W PER LINEAR FOOT		DENSITY OF 200 W PER LINEAR FOOT		DENSITY OF 150 W PER LINEAR FOOT		VOLTAGE	LENGTH		WEIGHT		PRICE
CODE	WATTS	CODE	WATTS	CODE	WATTS	VOLTS	MM	IN.	KG	LB	
CBF6051	500	CBF6041	400	CBF6031	300	120	600	23 5/8	6.4	14	541.00
CBF6058	500	CBF6048	400	CBF6038	300	208	600	23 5/8	6.4	14	541.00
CBF6052	500	CBF6042	400	CBF6032	300	240	600	23 5/8	6.4	14	541.00
CBF6053	500	---	400	---	300	347	600	23 5/8	6.4	14	541.00
---	500	---	400	---	300	600	600	23 5/8	6.4	14	---
CBF9071	750	CBF9061	600	CBF9041	450	120	900	35 7/16	9.1	20	615.00
CBF9078	750	CBF9068	600	CBF9048	450	208	900	35 7/16	9.1	20	615.00
CBF9072	750	CBF9062	600	CBF9042	450	240	900	35 7/16	9.1	20	615.00
CBF9073	750	CBF9063	600	CBF9043	450	347	900	35 7/16	9.1	20	615.00
CBF9076	750	---	600	---	450	600	900	35 7/16	9.1	20	615.00
CBF12101	1000	CBF12081	800	CBF12061	600	120	1200	47 1/4	13.6	30	703.00
CBF12108	1000	CBF12088	800	CBF12068	600	208	1200	47 1/4	13.6	30	703.00
CBF12102	1000	CBF12082	800	CBF12062	600	240	1200	47 1/4	13.6	30	703.00
CBF12103	1000	CBF12083	800	CBF12063	600	347	1200	47 1/4	13.6	30	703.00
CBF12106	1000	CBF12086	800	---	600	600	1200	47 1/4	13.6	30	703.00
CBF15121	1250	CBF15101	1000	CBF15071	750	120	1500	59 1/16	16.8	37	775.00
CBF15128	1250	CBF15108	1000	CBF15078	750	208	1500	59 1/16	16.8	37	775.00
CBF15122	1250	CBF15102	1000	CBF15072	750	240	1500	59 1/16	16.8	37	775.00
CBF15123	1250	CBF15103	1000	CBF15073	750	347	1500	59 1/16	16.8	37	775.00
CBF15126	1250	CBF15106	1000	CBF15076	750	600	1500	59 1/16	16.8	37	775.00
CBF18151	1500	CBF18121	1200	CBF18091	900	120	1800	70 7/8	20.0	44	852.00
CBF18158	1500	CBF18128	1200	CBF18098	900	208	1800	70 7/8	20.0	44	852.00
CBF18152	1500	CBF18122	1200	CBF18092	900	240	1800	70 7/8	20.0	44	852.00
CBF18153	1500	CBF18123	1200	CBF18093	900	347	1800	70 7/8	20.0	44	852.00
CBF18156	1500	CBF18126	1200	CBF18096	900	600	1800	70 7/8	20.0	44	852.00
---	1750	CBF21141	1400	CBF21101	1050	120	2100	82 11/16	23.1	51	927.00
CBF21178	1750	CBF21148	1400	CBF21108	1050	208	2100	82 11/16	23.1	51	927.00
CBF21172	1750	CBF21142	1400	CBF21102	1050	240	2100	82 11/16	23.1	51	927.00
CBF21173	1750	CBF21143	1400	CBF21103	1050	347	2100	82 11/16	23.1	51	927.00
CBF21176	1750	CBF21146	1400	CBF21106	1050	600	2100	82 11/16	23.1	51	927.00
---	2000	---	1600	CBF24121	1200	120	2400	94 1/2	26.8	59	1 001.00
CBF24208	2000	CBF24168	1600	CBF24128	1200	208	2400	94 1/2	26.8	59	1 001.00
CBF24202	2000	CBF24162	1600	CBF24122	1200	240	2400	94 1/2	26.8	59	1 001.00
CBF24203	2000	CBF24163	1600	CBF24123	1200	347	2400	94 1/2	26.8	59	1 001.00
CBF24206	2000	CBF24166	1600	CBF24126	1200	600	2400	94 1/2	26.8	59	1 001.00
---	2250	---	1800	---	1350	120	2700	106 5/16	27.7	61	---
CBF27228	2250	CBF27188	1800	CBF27138	1350	208	2700	106 5/16	27.7	61	1 079.00
CBF27222	2250	CBF27182	1800	CBF27132	1350	240	2700	106 5/16	27.7	61	1 079.00
CBF27223	2250	CBF27183	1800	CBF27133	1350	347	2700	106 5/16	27.7	61	1 079.00
CBF27226	2250	CBF27186	1800	CBF27136	1350	600	2700	106 5/16	27.7	61	1 079.00
---	2500	---	2000	---	1500	120	2700	106 5/16	27.7	61	---
CBF27258	2500	CBF27208	2000	CBF27158	1500	208	2700	106 5/16	27.7	61	1 079.00
CBF27252	2500	CBF27202	2000	CBF27152	1500	240	2700	106 5/16	27.7	61	1 079.00
CBF27253	2500	CBF27203	2000	CBF27153	1500	347	2700	106 5/16	27.7	61	1 079.00
CBF27256	2500	CBF27206	2000	CBF27156	1500	600	2700	106 5/16	27.7	61	1 079.00

Add W for white or SW for soft white (consult the optional colours chart or contact your Stelpro representative for all other colours).

Models also available in 277 V and 480 V.

--- not available

ACCESSORIES

PRODUCT	DESCRIPTION	PRICE
CBFT12*	built-in tamper-proof single pole thermostat	178.00
CBFT22*	built-in tamper-proof double pole thermostat	298.00
CBFRE153*	built-in electronic low voltage relay [15 A @ 120 V-347 V]	104.00
CBFRE156*	built-in electronic low voltage relay [6 A @ 600 V]	168.00
CBFRE153T*	built-in electronic low voltage relay c/w transformer 24 V [15 A @ 208 V-347 V]	130.00
CBFRM240T*	built-in electromechanical relay c/w transformer 24 V [6000 W @ 240 V and 5200 W @ 208 V]	154.00
CBFRM347T*	built-in electromechanical relay c/w transformer 24 V [6000 W @ 347 V]	170.00
CBFRM347C*	built-in electromechanical relay w/o transformer 24 V [6000 W @ 120 V-347 V]	129.00
CBFR841D1036*	built-in electromechanical relay w/o transformer 24 V [6000 W @ 600 V]	208.00
CBFR841C1151*	built-in electromechanical low voltage relay c/w transformer 24 V [6000 W @ 600 V]	256.00
PK2*	pedestal kit (kit of two)	165.00
CBFJS*	joiner strip (2 in. – 51 mm)	155.00
CBFIC90*	inside corner (back measures 5 7/8 in. (149 mm) long on each side)	533.00
CBFOC90*	outside corner (back measures 5 7/8 in. (149 mm) long on each side)	533.00
CBFTB*	four-piece trim frame	160.00
CBFCB*	clean back (fully finished, no mounting holes or knockouts)	226.00

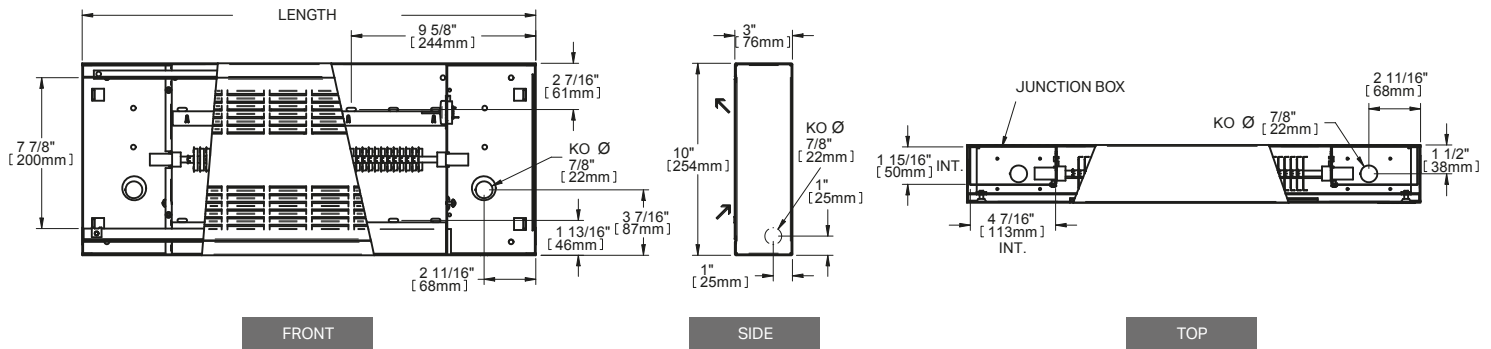
Electronic relays can receive a PWM (pulsed width modulation) or digital (on/off) signal.

* Add W for white or SW for soft white.

* Factory installed

* Factory installation is strongly recommended.

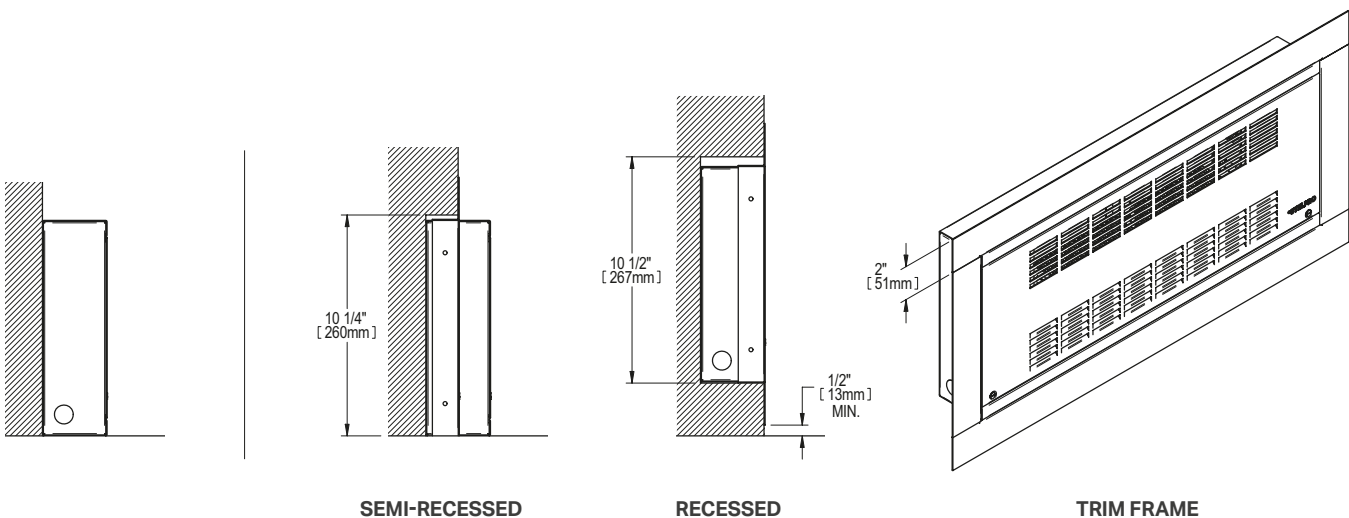
TECHNICAL DRAWINGS



INSTALLATION

SURFACE MOUNTED

RECESSED OR SEMI-RECESSED WITH FOUR-PIECE TRIM FRAME (OPTIONAL)



CBB

SLOPED COMMERCIAL BASEBOARD



TOP OF ITS CLASS

The CBB was designed to provide optimal heating output in public areas, such as shopping centres, schools, daycare centres, and hospitals. This high-profile baseboard heater is durable enough to meet the needs of schools and other densely populated buildings. The CBB is available in several watt densities. Nothing warms you like the CBB!

- **ROBUST CASING**
SPECIALLY DESIGNED
FOR HIGH-TRAFFIC AREAS
- **SLOPED TOP**
MAKING IT LESS LIKELY TO
BE SAT ON OR USED AS A SHELF
- **OFFERED IN THREE WATT DENSITIES**
- **BLANK SECTIONS AVAILABLE**
FOR A CONTINUOUS LOOK

COLOURS

- **standard:** white, soft white
- **Orora (optional):** refer to www.stelpro.com/en-CA/Orora

FINISH

- epoxy-polyester powdercoat

MANUFACTURING

- 18-gauge steel cabinet and 16-gauge front panel
- thermal protection with automatic reset
- full-length wireway
- pencil-proof openings of less than 1/4 in. (6.4 mm) prevent foreign objects from entering the unit
- protective wire mesh available for front cover (optional)

ELEMENT

- single tubular, stainless steel sheathed element with boxed aluminum fins for improved heat dissipation; the element is securely fastened at its centre, floating in nylon sleeves at each end, eliminating expansion and contraction noises

CONTROL

- wall thermostat (not included) – the use of an electronic thermostat is strongly recommended
- built-in tamper-proof thermostat accessible without removing front grille, installed in the left junction box only (optional)
- low voltage relay kit installed in the left or right junction box (optional)

INSTALLATION

- surface mounted
- wall or floor mounted with or without pedestal kit (optional)
- wiring compartments at both ends of unit
- blank sections (custom lengths) and accessories are available for a continuous look (optional)

WARRANTY

- three years

IDEAL FOR:

school, shopping centre, hospital, daycare centre

°**STELPRO**

TECHNICAL SPECIFICATIONS

DENSITY OF 250 W PER LINEAR FOOT		DENSITY OF 200 W PER LINEAR FOOT		DENSITY OF 150 W PER LINEAR FOOT		VOLTAGE	LENGTH		WEIGHT		PRICE
CODE	WATTS	CODE	WATTS	CODE	WATTS	VOLTS	MM	IN.	KG	LB	
CBB6051	500	CBB6041	400	CBB6031	300	120	600	23 5/8	6.4	14	541.00
CBB6058	500	CBB6048	400	CBB6038	300	208	600	23 5/8	6.4	14	541.00
CBB6052	500	CBB6042	400	CBB6032	300	240	600	23 5/8	6.4	14	541.00
CBB6053	500	---	400	---	300	347	600	23 5/8	6.4	14	541.00
---	500	---	400	---	300	600	600	23 5/8	6.4	14	---
CBB9071	750	CBB9061	600	CBB9041	450	120	900	35 7/16	9.1	20	615.00
CBB9078	750	CBB9068	600	CBB9048	450	208	900	35 7/16	9.1	20	615.00
CBB9072	750	CBB9062	600	CBB9042	450	240	900	35 7/16	9.1	20	615.00
CBB9073	750	CBB9063	600	CBB9043	450	347	900	35 7/16	9.1	20	615.00
CBB9076	750	---	600	---	450	600	900	35 7/16	9.1	20	615.00
CBB12101	1000	CBB12081	800	CBB12061	600	120	1200	47 1/4	13.6	30	703.00
CBB12108	1000	CBB12088	800	CBB12068	600	208	1200	47 1/4	13.6	30	703.00
CBB12102	1000	CBB12082	800	CBB12062	600	240	1200	47 1/4	13.6	30	703.00
CBB12103	1000	CBB12083	800	CBB12063	600	347	1200	47 1/4	13.6	30	703.00
CBB12106	1000	CBB12086	800	---	600	600	1200	47 1/4	13.6	30	703.00
CBB15121	1250	CBB15101	1000	CBB15071	750	120	1500	59 1/16	16.8	37	775.00
CBB15128	1250	CBB15108	1000	CBB15078	750	208	1500	59 1/16	16.8	37	775.00
CBB15122	1250	CBB15102	1000	CBB15072	750	240	1500	59 1/16	16.8	37	775.00
CBB15123	1250	CBB15103	1000	CBB15073	750	347	1500	59 1/16	16.8	37	775.00
CBB15126	1250	CBB15106	1000	CBB15076	750	600	1500	59 1/16	16.8	37	775.00
CBB18151	1500	CBB18121	1200	CBB18091	900	120	1800	70 7/8	20.0	44	852.00
CBB18158	1500	CBB18128	1200	CBB18098	900	208	1800	70 7/8	20.0	44	852.00
CBB18152	1500	CBB18122	1200	CBB18092	900	240	1800	70 7/8	20.0	44	852.00
CBB18153	1500	CBB18123	1200	CBB18093	900	347	1800	70 7/8	20.0	44	852.00
CBB18156	1500	CBB18126	1200	CBB18096	900	600	1800	70 7/8	20.0	44	852.00
---	1750	CBB21141	1400	CBB21101	1050	120	2100	82 11/16	23.1	51	927.00
CBB21178	1750	CBB21148	1400	CBB21108	1050	208	2100	82 11/16	23.1	51	927.00
CBB21172	1750	CBB21142	1400	CBB21102	1050	240	2100	82 11/16	23.1	51	927.00
CBB21173	1750	CBB21143	1400	CBB21103	1050	347	2100	82 11/16	23.1	51	927.00
CBB21176	1750	CBB21146	1400	CBB21106	1050	600	2100	82 11/16	23.1	51	927.00
---	2000	---	1600	CBB24121	1200	120	2400	94 1/2	26.7	59	1 001.00
CBB24208	2000	CBB24168	1600	CBB24128	1200	208	2400	94 1/2	26.7	59	1 001.00
CBB24202	2000	CBB24162	1600	CBB24122	1200	240	2400	94 1/2	26.7	59	1 001.00
CBB24203	2000	CBB24163	1600	CBB24123	1200	347	2400	94 1/2	26.7	59	1 001.00
CBB24206	2000	CBB24166	1600	CBB24126	1200	600	2400	94 1/2	26.7	59	1 001.00
---	2250	---	1800	---	1350	120	2700	106 5/16	27.6	61	---
CBB27228	2250	CBB27188	1800	CBB27138	1350	208	2700	106 5/16	27.6	61	1 079.00
CBB27222	2250	CBB27182	1800	CBB27132	1350	240	2700	106 5/16	27.6	61	1 079.00
CBB27223	2250	CBB27183	1800	CBB27133	1350	347	2700	106 5/16	27.6	61	1 079.00
CBB27226	2250	CBB27186	1800	CBB27136	1350	600	2700	106 5/16	27.6	61	1 079.00
---	2500	---	2000	---	1500	120	2700	106 5/16	27.6	61	---
CBB27258	2500	CBB27208	2000	CBB27158	1500	208	2700	106 5/16	27.6	61	1 079.00
CBB27252	2500	CBB27202	2000	CBB27152	1500	240	2700	106 5/16	27.6	61	1 079.00
CBB27253	2500	CBB27203	2000	CBB27153	1500	347	2700	106 5/16	27.6	61	1 079.00
CBB27256	2500	CBB27206	2000	CBB27156	1500	600	2700	106 5/16	27.6	61	1 079.00

Add W for white or SW for soft white (consult the optional colours chart or contact your Stelpro representative for all other colours).

Models also available in 277 V and 480 V.

--- not available



ACCESSORIES

PRODUCT	DESCRIPTION	PRICE
CBBT12*	built-in tamper-proof single pole thermostat	178.00
CBBT22*	built-in tamper-proof double pole thermostat	298.00
CBBRE153*	built-in electronic low voltage relay [15 A @ 120 V-347 V]	104.00
CBBRE156*	built-in electronic low voltage relay [6 A @ 600 V]	168.00
CBBRE153T*	built-in electronic low voltage relay c/w transformer 24 V [15 A @ 208 V-347 V]	130.00
CBBRM240T*	built-in electromechanical relay c/w transformer 24 V [6000 W @ 240 V and 5200 W @ 208 V]	154.00
CBBRM347T*	built-in electromechanical relay c/w transformer 24 V [6000 W @ 347 V]	170.00
CBBRM347C*	built-in electromechanical relay w/o transformer 24 V [6000 W @ 120 V-347 V]	129.00
CBBR841D1036*	built-in electromechanical relay w/o transformer 24 V [6000 W @ 600 V]	208.00
CBBR841C1151*	built-in electromechanical low voltage relay c/w transformer 24 V [6000 W @ 600 V]	256.00
PK2*	pedestal kit (kit of two)	165.00
CBBJS*	joiner strip (2 in. – 51 mm)	155.00
CBBIC90*	inside corner (back measures 6 1/16 in. – 154 mm long on each side)	533.00
CBBOC90*	outside corner (back measures 6 1/16 in. – 154 mm long on each side)	533.00
CBBCB**	clean back (fully finished, no mounting holes or knockouts)	226.00
CBBWM*-XXXXMM	protective wire mesh for front cover (units from 23 5/8 in. to 59 1/16 in. – 600 mm to 1500 mm)	92.00
	protective wire mesh for front cover (units from 70 7/8 in. to 106 5/16 in. – 1800 mm to 2700 mm)	92.00

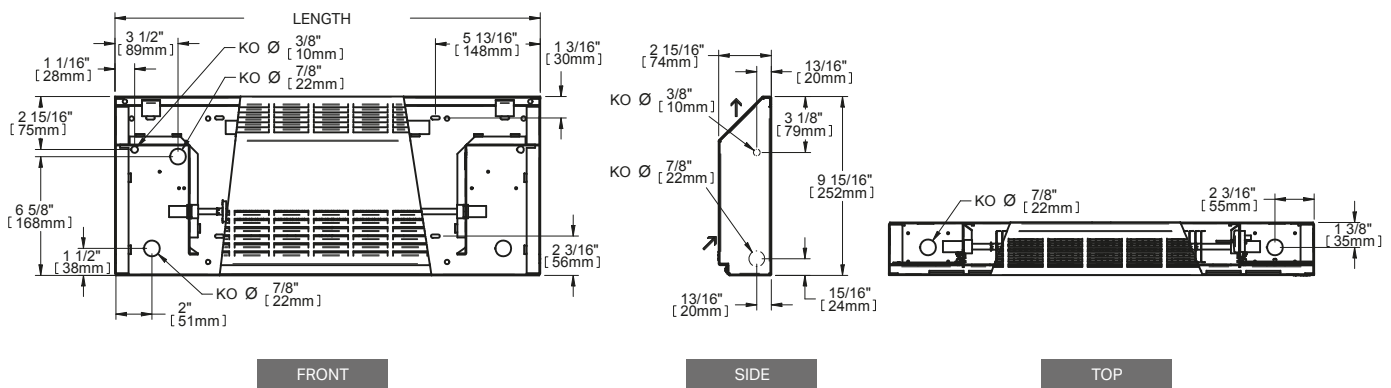
Electronic relays can receive a PWM (pulsed width modulation) or digital (on/off) signal.

* Add W for white or SW for soft white.

* Factory installed

* Factory installation is strongly recommended.

TECHNICAL DRAWINGS



CW750-CW1000

ARCHITECTURAL CABINET



ELEGANCE MEETS POWER

The CW series is a range of high-powered units designed for use in places that require ample heat as well as quiet operation, such as classrooms and museums. When the unit is surface mounted, air enters through the front of the device and exits from the top, ensuring efficient heat dispersion. When the unit is recessed, air enters and exits through the front of the unit instead.

- **INCREDIBLE HEAT DENSITY**
- **ATTRACTIVE EXTRUDED ALUMINUM GRILLE**
- **PERFECT FOR PUBLIC PLACES**
COMMERCIAL SPACES, PUBLIC INSTITUTIONS, ETC.
- **BLANK SECTIONS AVAILABLE**
FOR A CONTINUOUS LOOK



CW750: This unit is intended for commercial use. Models with a density greater than 450 W/ft. can become very hot.

CW1000: This unit is intended for commercial use. Models with a density greater than 600 W/ft. can become very hot.

IDEAL FOR:

shopping mall, hospital, lobby, corridor

COLOURS

- **standard:** white, soft white
- **Orora (optional):** refer to www.stelpro.com/en-CA/Orora

FINISH

- epoxy-polyester powdercoat

MANUFACTURING

- 18-gauge steel cabinet, 16-gauge steel front panel and extruded aluminum grilles with a thickness equivalent to 13 gauge
- front air intake and top air discharge (front inlet and front outlet available*)
- thermal protection with automatic reset
- full-length wireway

ELEMENTS

- three elements (CW750)
- four elements (CW1000)
- three tubular elements, stainless steel sheathed with boxed aluminum fins for improved heat dissipation; the elements are securely fastened at their centres, floating in nylon sleeves at each end, eliminating expansion and contraction noises

CONTROL

- wall thermostat (not included) – the use of an electronic thermostat is strongly recommended
- built-in tamper-proof thermostat accessible without removing front grille, installed in the left or right junction box (optional)
- low voltage relay kit installed in the left or right junction box (optional)

INSTALLATION

- surface mounted or wall recessed* with four-piece trim frame (optional)
- wall or floor mounted with or without pedestal kit (optional)
- wiring compartments at both ends of unit
- blank sections (custom lengths) and accessories are available for a continuous look (optional)

WARRANTY

- three years

* CW750: Front inlet and front outlet [FF] version is available only in 450-W and 600-W densities per linear foot (see the technical specifications table).

* CW1000: Front inlet and front outlet [FF] version is available only in 600-W and 800-W densities per linear foot (see the technical specifications table).

TECHNICAL SPECIFICATIONS

CW750											
DENSITY OF 750 W PER LINEAR FOOT		DENSITY OF 600 W PER LINEAR FOOT		DENSITY OF 450 W PER LINEAR FOOT		VOLTAGE	LENGTH		WEIGHT		PRICE
CODE	WATTS	CODE	WATTS	CODE	WATTS	VOLTS	MM	IN.	KG	LB	
---	1500	CW7506128*	1200	CW7506098*	900	208	600	23 5/8	12.7	28	1 089.00
---	1500	CW7506122	1200	CW7506092	900	240	600	23 5/8	12.7	28	1 089.00
---	1500	CW7506123	1200	CW7506093	900	347	600	23 5/8	12.7	28	1 089.00
---	1500	CW7506126	1200	CW7506096	900	600	600	23 5/8	12.7	28	1 089.00
---	2250	CW7509188*	1800	CW7509138*	1350	208	900	35 7/16	17.7	39	1 226.00
---	2250	CW7509182	1800	CW7509132	1350	240	900	35 7/16	17.7	39	1 226.00
---	2250	CW7509183	1800	CW7509133	1350	347	900	35 7/16	17.7	39	1 226.00
---	2250	CW7509186*	1800	CW7509136	1350	600	900	35 7/16	17.7	39	1 226.00
---	3000	CW75012248*	2400	CW75012188*	1800	208	1200	47 1/4	24	53	1 434.00
---	3000	CW75012242	2400	CW75012182	1800	240	1200	47 1/4	24	53	1 434.00
---	3000	CW75012243	2400	CW75012183	1800	347	1200	47 1/4	24	53	1 434.00
---	3000	CW75012246*	2400	CW75012186	1800	600	1200	47 1/4	24	53	1 434.00
CW75015378*	3750	CW75015308*	3000	CW75015228*	2250	208	1500	59 1/16	29	64	1 572.00
CW75015372	3750	CW75015302	3000	CW75015222	2250	240	1500	59 1/16	29	64	1 572.00
CW75015373	3750	CW75015303	3000	CW75015223	2250	347	1500	59 1/16	29	64	1 572.00
CW75015376*	3750	CW75015306*	3000	CW75015226*	2250	600	1500	59 1/16	29	64	1 572.00
CW75018458*	4500	CW75018368*	3600	CW75018278*	2700	208	1800	70 7/8	33.6	74	1 620.00
CW75018452	4500	CW75018362	3600	CW75018272	2700	240	1800	70 7/8	33.6	74	1 620.00
CW75018453	4500	CW75018363	3600	CW75018273	2700	347	1800	70 7/8	33.6	74	1 620.00
CW75018456*	4500	CW75018366*	3600	CW75018276*	2700	600	1800	70 7/8	33.6	74	1 620.00
CW75021528*	5250	CW75021428*	4200	CW75021318*	3150	208	2100	82 11/16	38.6	85	1 750.00
CW75021522	5250	CW75021422	4200	CW75021312	3150	240	2100	82 11/16	38.6	85	1 750.00
CW75021523	5250	CW75021423	4200	CW75021313	3150	347	2100	82 11/16	38.6	85	1 750.00
CW75021526*	5250	CW75021426*	4200	CW75021316*	3150	600	2100	82 11/16	38.6	85	1 750.00
CW75024608*	6000	CW75024488*	4800	CW75024368*	3600	208	2400	94 1/2	43.5	96	1 882.00
CW75024602	6000	CW75024482	4800	CW75024362	3600	240	2400	94 1/2	43.5	96	1 882.00
CW75024603	6000	CW75024483	4800	CW75024363	3600	347	2400	94 1/2	43.5	96	1 882.00
CW75024606*	6000	CW75024486*	4800	CW75024366*	3600	600	2400	94 1/2	43.5	96	1 882.00
CW1000											
DENSITY OF 1000 W PER LINEAR FOOT		DENSITY OF 800 W PER LINEAR FOOT		DENSITY OF 600 W PER LINEAR FOOT		VOLTAGE	LENGTH		WEIGHT		PRICE
CODE	WATTS	CODE	WATTS	CODE	WATTS	VOLTS	MM	IN.	KG	LB	
---	2000	---	1600	CW10006128	1200	208	600	23 5/8	15.8	35	1 333.00
---	2000	---	1600	CW10006122	1200	240	600	23 5/8	15.8	35	1 333.00
---	2000	---	1600	CW10006123	1200	347	600	23 5/8	15.8	35	1 333.00
---	2000	---	1600	CW10006126	1200	600	600	23 5/8	15.8	35	1 333.00
CW10009308	3000	CW10009248	2400	CW10009188	1800	208	900	35 7/16	24	53	1 508.00
CW10009302	3000	CW10009242	2400	CW10009182	1800	240	900	35 7/16	24	53	1 508.00
CW10009303	3000	CW10009243	2400	CW10009183	1800	347	900	35 7/16	24	53	1 508.00
CW10009306	3000	CW10009246	2400	CW10009186	1800	600	900	35 7/16	24	53	1 508.00
CW100012408	4000	CW100012328	3200	CW100012248	2400	208	1200	47 1/4	31.3	69	1 684.00
CW100012402	4000	CW100012322	3200	CW100012242	2400	240	1200	47 1/4	31.3	69	1 684.00
CW100012403	4000	CW100012323	3200	CW100012243	2400	347	1200	47 1/4	31.3	69	1 684.00
CW100012406	4000	CW100012326	3200	CW100012246	2400	600	1200	47 1/4	31.3	69	1 684.00
CW100015508	5000	CW100015408	4000	CW100015308	3000	208	1500	59 1/16	38.1	84	1 860.00
CW100015502	5000	CW100015402	4000	CW100015302	3000	240	1500	59 1/16	38.1	84	1 860.00
CW100015503	5000	CW100015403	4000	CW100015303	3000	347	1500	59 1/16	38.1	84	1 860.00
CW100015506	5000	CW100015406	4000	CW100015306	3000	600	1500	59 1/16	38.1	84	1 860.00
CW100018608	6000	CW100018488	4800	CW100018368	3600	208	1800	70 7/8	44.5	98	2 037.00
CW100018602	6000	CW100018482	4800	CW100018362	3600	240	1800	70 7/8	44.5	98	2 037.00
CW100018603	6000	CW100018483	4800	CW100018363	3600	347	1800	70 7/8	44.5	98	2 037.00
CW100018606	6000	CW100018486	4800	CW100018366	3600	600	1800	70 7/8	44.5	98	2 037.00

Add W for white or SW for soft white (consult the optional colours chart or contact your Stelpro representative for all other colours).

Add FF for front air outlet:

CW750 models : available only in 450 W and 600 W densities per linear foot.

CW1000 model : available only in 600 W and 800 W densities per linear foot.

* Add 3 (before the colour code) for three-phase model (available upon request).

Models also available in 277 V and 480 V.

--- not available

ACCESSORIES

PRODUCT	PRICE	PRODUCT	PRICE	DESCRIPTION
CW750T12*	200,00	CW1000T12*	200,00	built-in tamper-proof single pole thermostat
CW750T22*	333,00	CW1000T22*	333,00	built-in tamper-proof double pole thermostat
CW750T33*	443,00	---	---	built-in tamper-proof triple pole thermostat (3 ph)
CW750RE153*	115,00	CW1000RE153*	115,00	built-in electronic low voltage relay [15 A @ 120 V-347 V]
CW750RE156*	189,00	CW1000RE156*	189,00	built-in electronic low voltage relay [6 A @ 600 V]
CW750RE153T*	139,00	CW1000RE153T*	139,00	built-in electronic low voltage relay c/w transformer 24 V [15 A @ 208 V-347 V]
CW750RM240T*	154,00	CW1000RM240T*	154,00	built-in electromechanical relay c/w transformer 24 V [5000 W @ 208 V / 6000 W @ 240 V]
CW750RM347T*	170,00	CW1000RM347T*	170,00	built-in electromechanical relay c/w transformer 24 V [6000 W @ 347 V]
CW750RM347C*	129,00	CW1000RM347C*	129,00	built-in electromechanical relay w/o transformer 24 V [6000 W @ 120 V-347 V]
CW750R841C1151*	243,00	CW1000R841C1151*	261,00	built-in electromechanical relay c/w transformer 24 V [6000 W @ 600 V]
CW750R841D1036*	217,00	CW1000R841D1036*	222,00	built-in electromechanical relay w/o transformer 24 V [6000 W @ 600 V]
PK3*	165,00	PK3*	165,00	pedestal kit (kit of two)
CW750JS*	227,00	CW1000JS*	283,00	joiner strip (2 in. – 51 mm)
CW750TB*	205,00	CW1000TB*	253,00	4-piece trim frame
CW750CB**	244,00	CW1000CB**	305,00	clean back (fully finished, no mounting holes or knockouts)

Electronic relays can receive a PWM (pulsed width modulation) or digital (on/off) signal.

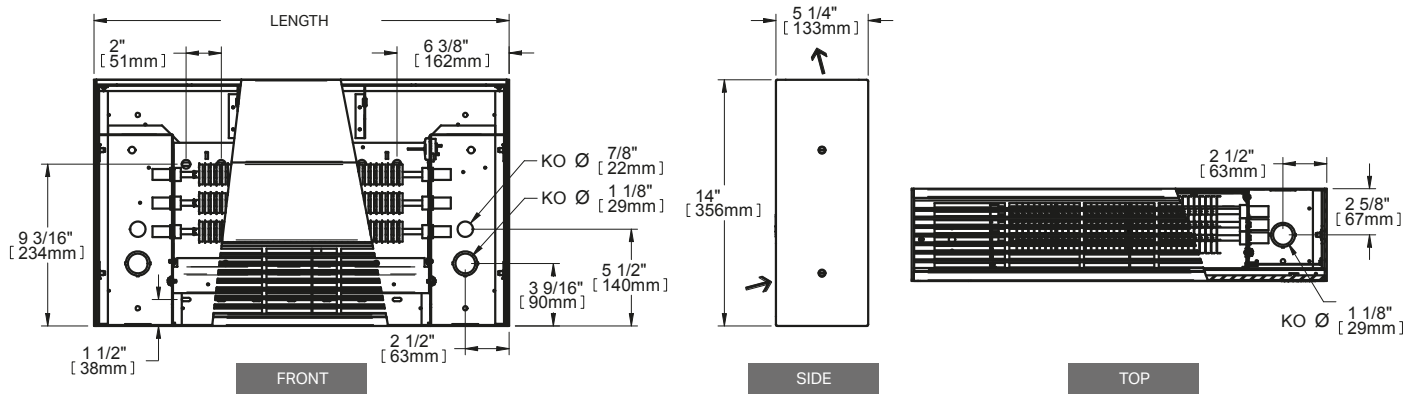
* Add W for white or SW for soft white.

* Factory installed. * Factory installation is strongly recommended.

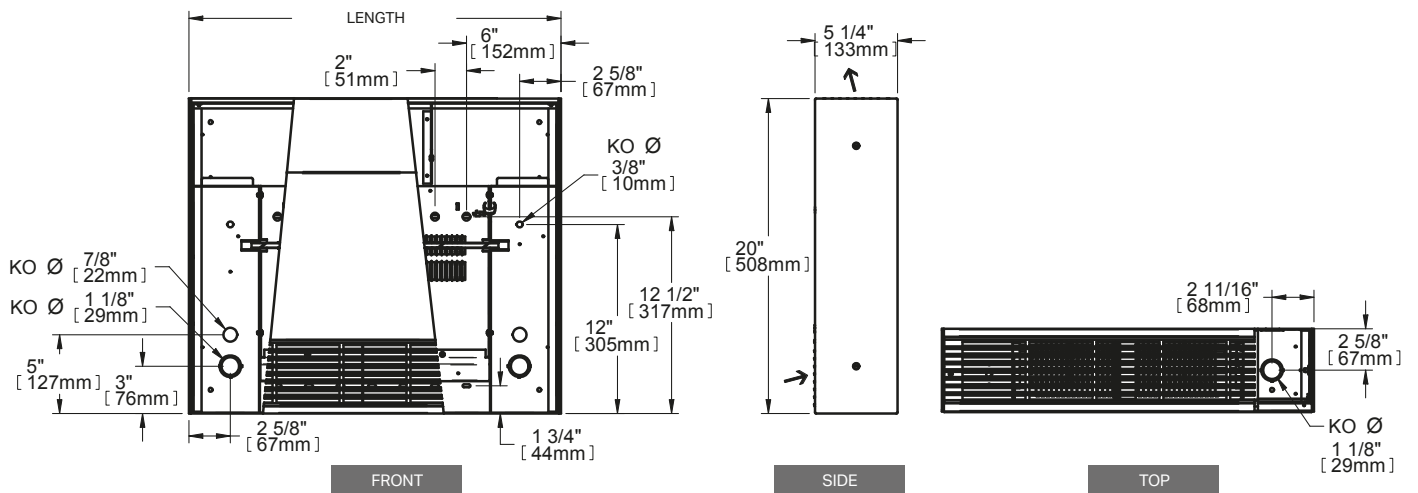
--- Not available

TECHNICAL DRAWINGS

CW750



CW1000





CWS750-CWS1000

SLOPED ARCHITECTURAL CABINET



ONE STEP CLOSER TO PERFECTION

The CWS architectural cabinet is a preferred unit for public institutions or any other commercial location requiring a large heating capacity. Its forward sloping top prevents people from depositing objects on it that could interfere with its efficiency. Finally, its sturdiness, including extruded aluminum grills, and high performance have made its reputation. The CWS is often the first choice for exhibition halls, conference centres, libraries and museums.

- **SLOPED TOP**
KEEPS THE UNIT FROM BEING USED AS A SHELF OR BENCH
- **INCREDIBLE HEAT DENSITY**
- **ATTRACTIVE EXTRUDED ALUMINUM GRILLE**
- **PERFECT FOR PUBLIC PLACES**
COMMERCIAL SPACES, PUBLIC INSTITUTIONS, ETC.
- **BLANK SECTIONS AVAILABLE**
FOR A CONTINUOUS LOOK



CWS750: This unit is intended for commercial use. Models with a density greater than 450 W/ft. can become very hot.

CWS1000: This unit is intended for commercial use. Models with a density greater than 600 W/ft. can become very hot.

IDEAL FOR:

shopping mall, hospital, lobby, corridor

COLOURS

- **standard:** white, soft white
- **Orora (optional):** refer to www.stelpro.com/en-CA/Orora

FINISH

- epoxy-polyester powdercoat

MANUFACTURING

- 18-gauge steel cabinet, 16-gauge steel front panel and extruded aluminum grilles with a thickness equivalent to 13 gauge
- front air intake and top air discharge (front inlet and front outlet available*)
- thermal protection with automatic reset
- full-length wireway

ELEMENTS

- three elements (CWS750)
- four elements (CWS1000)
- three tubular elements, stainless steel sheathed with boxed aluminum fins for improved heat dissipation; the elements are securely fastened at their centres, floating in nylon sleeves at each end, eliminating expansion and contraction noises

CONTROL

- wall thermostat (not included) – the use of an electronic thermostat is strongly recommended
- built-in tamper-proof thermostat accessible without removing front grille, installed in the left or right junction box (optional)
- low voltage relay kit installed in the left or right junction box (optional)

INSTALLATION

- surface mounted
- wall or floor mounted with or without pedestal kit (optional)
- wiring compartments at both ends of unit
- blank sections (custom lengths) and accessories are available for a continuous look (optional)

WARRANTY

- three years

TECHNICAL SPECIFICATIONS

CWS750											
DENSITY OF 750 W PER LINEAR FOOT		DENSITY OF 600 W PER LINEAR FOOT		DENSITY OF 450 W PER LINEAR FOOT		VOLTAGE	LENGTH		WEIGHT		PRICE
CODE	WATTS	CODE	WATTS	CODE	WATTS	VOLTS	MM	IN.	KG	LB	
---	1500	CWS7506128*	1200	CWS7506098*	900	208	600	23 5/8	12.7	28	1 089.00
---	1500	CWS7506122	1200	CWS7506092	900	240	600	23 5/8	12.7	28	1 089.00
---	1500	CWS7506123	1200	CWS7506093	900	347	600	23 5/8	12.7	28	1 089.00
---	1500	CWS7506126	1200	CWS7506096	900	600	600	23 5/8	12.7	28	1 089.00
---	2250	CWS7509188*	1800	CWS7509138*	1350	208	900	35 7/16	17.7	39	1 226.00
---	2250	CWS7509182	1800	CWS7509132	1350	240	900	35 7/16	17.7	39	1 226.00
---	2250	CWS7509183	1800	CWS7509133	1350	347	900	35 7/16	17.7	39	1 226.00
---	2250	CWS7509186*	1800	CWS7509136	1350	600	900	35 7/16	17.7	39	1 226.00
---	3000	CWS75012248*	2400	CWS75012188*	1800	208	1200	47 1/4	24	53	1 434.00
---	3000	CWS75012242	2400	CWS75012182	1800	240	1200	47 1/4	24	53	1 434.00
---	3000	CWS75012243	2400	CWS75012183	1800	347	1200	47 1/4	24	53	1 434.00
---	3000	CWS75012246*	2400	CWS75012186	1800	600	1200	47 1/4	24	53	1 434.00
CWS75015378*	3750	CWS75015308*	3000	CWS75015228*	2250	208	1500	59 1/16	29	64	1 572.00
CWS75015372	3750	CWS75015302	3000	CWS75015222	2250	240	1500	59 1/16	29	64	1 572.00
CWS75015373	3750	CWS75015303	3000	CWS75015223	2250	347	1500	59 1/16	29	64	1 572.00
CWS75015376*	3750	CWS75015306*	3000	CWS75015226*	2250	600	1500	59 1/16	29	64	1 572.00
CWS75018458*	4500	CWS75018368*	3600	CWS75018278*	2700	208	1800	70 7/8	33.6	74	1 620.00
CWS75018452	4500	CWS75018362	3600	CWS75018272	2700	240	1800	70 7/8	33.6	74	1 620.00
CWS75018453	4500	CWS75018363	3600	CWS75018273	2700	347	1800	70 7/8	33.6	74	1 620.00
CWS75018456*	4500	CWS75018366*	3600	CWS75018276*	2700	600	1800	70 7/8	33.6	74	1 620.00
CWS75021528*	5250	CWS75021428*	4200	CWS75021318*	3150	208	2100	82 11/16	38.6	85	1 750.00
CWS75021522	5250	CWS75021422	4200	CWS75021312	3150	240	2100	82 11/16	38.6	85	1 750.00
CWS75021523	5250	CWS75021423	4200	CWS75021313	3150	347	2100	82 11/16	38.6	85	1 750.00
CWS75021526*	5250	CWS75021426*	4200	CWS75021316*	3150	600	2100	82 11/16	38.6	85	1 750.00
CWS75024608*	6000	CWS75024488*	4800	CWS75024368*	3600	208	2400	94 1/2	43.5	96	1 882.00
CWS75024602	6000	CWS75024482	4800	CWS75024362	3600	240	2400	94 1/2	43.5	96	1 882.00
CWS75024603	6000	CWS75024483	4800	CWS75024363	3600	347	2400	94 1/2	43.5	96	1 882.00
CWS75024606*	6000	CWS75024486*	4800	CWS75024366*	3600	600	2400	94 1/2	43.5	96	1 882.00
CWS1000											
DENSITY OF 1000 W PER LINEAR FOOT		DENSITY OF 800 W PER LINEAR FOOT		DENSITY OF 600 W PER LINEAR FOOT		VOLTAGE	LENGTH		WEIGHT		PRICE
CODE	WATTS	CODE	WATTS	CODE	WATTS	VOLTS	MM	IN.	KG	LB	
---	2000	---	1600	CWS10006128	1200	208	600	23 5/8	15.9	35	1 333.00
---	2000	---	1600	CWS10006122	1200	240	600	23 5/8	15.9	35	1 333.00
---	2000	---	1600	CWS10006123	1200	347	600	23 5/8	15.9	35	1 333.00
---	2000	---	1600	CWS10006126	1200	600	600	23 5/8	15.9	35	1 333.00
CWS10009308	3000	CWS10009248	2400	CWS10009188	1800	208	900	35 7/16	24	53	1 508.00
CWS10009302	3000	CWS10009242	2400	CWS10009182	1800	240	900	35 7/16	24	53	1 508.00
CWS10009303	3000	CWS10009243	2400	CWS10009183	1800	347	900	35 7/16	24	53	1 508.00
CWS10009306	3000	CWS10009246	2400	CWS10009186	1800	600	900	35 7/16	24	53	1 508.00
CWS100012408	4000	CWS100012328	3200	CWS100012248	2400	208	1200	47 1/4	31.3	69	1 684.00
CWS100012402	4000	CWS100012322	3200	CWS100012242	2400	240	1200	47 1/4	31.3	69	1 684.00
CWS100012403	4000	CWS100012323	3200	CWS100012243	2400	347	1200	47 1/4	31.3	69	1 684.00
CWS100012406	4000	CWS100012326	3200	CWS100012246	2400	600	1200	47 1/4	31.3	69	1 684.00
CWS100015508	5000	CWS100015408	4000	CWS100015308	3000	208	1500	59 1/16	38.1	84	1 860.00
CWS100015502	5000	CWS100015402	4000	CWS100015302	3000	240	1500	59 1/16	38.1	84	1 860.00
CWS100015503	5000	CWS100015403	4000	CWS100015303	3000	347	1500	59 1/16	38.1	84	1 860.00
CWS100015506	5000	CWS100015406	4000	CWS100015306	3000	600	1500	59 1/16	38.1	84	1 860.00
CWS100018608	6000	CWS100018488	4800	CWS100018368	3600	208	1800	70 7/8	44.5	98	2 037.00
CWS100018602	6000	CWS100018482	4800	CWS100018362	3600	240	1800	70 7/8	44.5	98	2 037.00
CWS100018603	6000	CWS100018483	4800	CWS100018363	3600	347	1800	70 7/8	44.5	98	2 037.00
CWS100018606	6000	CWS100018486	4800	CWS100018366	3600	600	1800	70 7/8	44.5	98	2 037.00

Add W for white or SW for soft white (consult the optional colours chart or contact your Stelpro representative for all other colours).

* Add 3 (before the colour code) for three-phase model (available upon request).

Models also available in 277 V and 480 V.

--- not available

ACCESSORIES

PRODUCT	PRICE	PRODUCT	PRICE	DESCRIPTION
CWS750T12*	200,00	CWS1000T12*	200,00	built-in tamper-proof single pole thermostat
CWS750T22*	333,00	CWS1000T22*	333,00	built-in tamper-proof double pole thermostat
CWS750T33*	443,00		---	built-in tamper-proof triple pole thermostat (3 ph)
CWS750RE153*	115,00	CWS1000RE153*	115,00	built-in electronic low voltage relay [15 A @ 120 V-347 V]
CWS750RE156*	189,00	CWS1000RE156*	189,00	built-in electronic low voltage relay [6 A @ 600 V]
CWS750RE153T*	139,00	CWS1000RE153T*	139,00	built-in electronic low voltage relay c/w transformer 24 V [15 A @ 208 V-347 V]
CWS750RM240T*	154,00	CWS1000RM240T*	154,00	built-in electromechanical relay c/w transformer 24 V [5000 W @ 208 V / 6000 W @ 240 V]
CWS750RM347T*	170,00	CWS1000RM347T*	170,00	built-in electromechanical relay c/w transformer 24 V [6000 W @ 347 V]
CWS750RM347C*	129,00	CWS1000RM347C*	129,00	built-in electromechanical relay w/o transformer 24 V [6000 W @ 120 V-347 V]
CWS750R841C1151*	243,00	CWS1000R841C1151*	261,00	built-in electromechanical relay c/w transformer 24 V [6000 W @ 600 V]
CWS750R841D1036*	217,00	CWS1000R841D1036*	222,00	built-in electromechanical relay w/o transformer 24 V [6000 W @ 600 V]
PK3*	165,00	PK3*	165,00	pedestal kit (kit of two)
CWS750JS*	227,00	CWS1000JS*	283,00	joiner strip (2 in. – 51 mm)
CWS750CB**	244,00	CWS1000CB**	305,00	clean back (fully finished, no mounting holes or knockouts)

Electronic relays can receive a PWM (pulsed width modulation) or digital (on/off) signal.

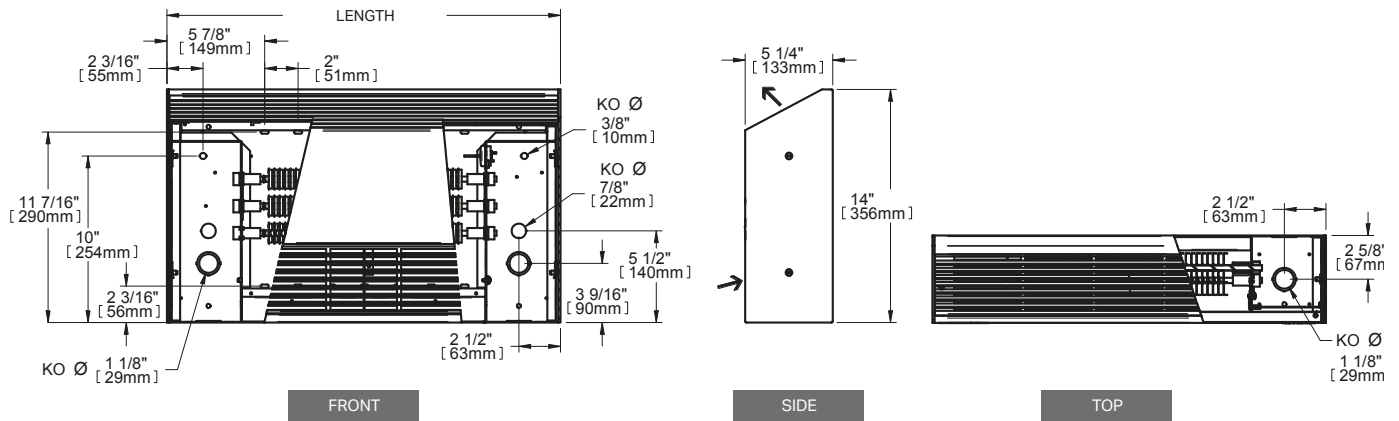
* Add W for white or SW for soft white.

* Factory installed. * Factory installation is strongly recommended.

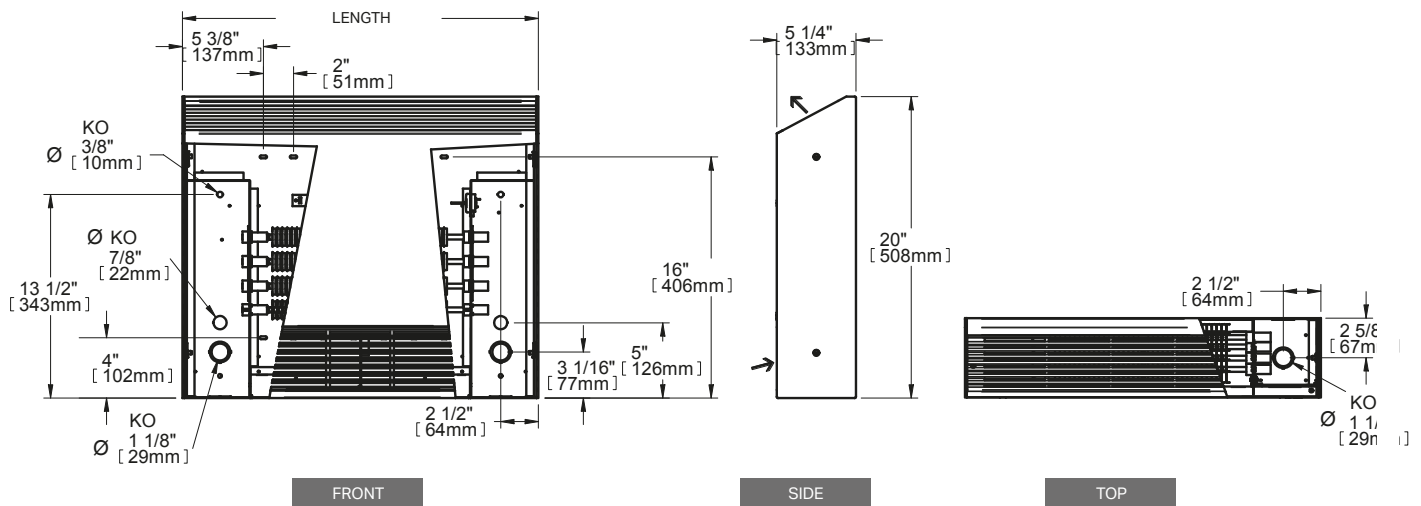
--- Not available

TECHNICAL DRAWINGS

CWS750



CWS1000



WFA | ALUX™

ALUMINUM WALL FAN HEATER



WHEN DURABILITY AND PERFORMANCE MEET DESIGN

In need of a solid, stylish heater to warm your clients in the lobby or entrance of your business? The Alux series wall fan heater (WFA) with its remarkable rush of warm air is the solution. It has an aluminum extrusion grille that is striking, modern and unbelievably resistant. Imagine no more dents or rust! The WFA is suitable for recessed installation or can be surface mounted on a wall and is available in a large array of wattages to meet all your needs.

- **EXTRUDED ALUMINUM PROFILE WITH A UNIQUE, LUXURY DESIGN**
- **EXTREMELY SOLID, IMPACT AND RUST RESISTANT**
- **WIDE RANGE OF MODELS AND HEATING CAPACITIES**
INCLUDING A SINGLE 4800 W MODEL
- **SIGNATURE NICHROME ELEMENT**
OFFERS SUPERIOR PERFORMANCE AND IMMEDIATE HEAT

COLOURS

- **standard:** white, soft white
- **Orora (optional):** refer to www.stelpro.com/en-CA/Orora

FINISH

- epoxy-polyester powdercoat

MANUFACTURING

- 22-gauge steel cabinet
- extruded aluminum grille with a thickness equivalent to 13 gauge
- top air intake with bottom air discharge
- quiet helicoidal fan: single unit 1 x 160 CFM – double unit 2 x 160 CFM – triple unit 3 x 160 CFM
- closed and permanently lubricated motor
- thermal protection with automatic reset

ELEMENT

- high-quality nichrome element producing instant heat

CONTROL

- connection of multiple units to the same thermostat is possible with a relay kit without transformer (optional) and an external transformer (not provided)
- built-in thermostat (optional), 3 control knobs included (white, soft white and black) for standard installation, without knob for tamper-proof installation

INSTALLATION

- wall mounted
- recessed or surface mounted with surface adapter (optional)

WARRANTY

- three years

IDEAL FOR:

lobby, entrance, corridor, factory, warehouse, stairwell

TECHNICAL SPECIFICATIONS

WITHOUT CONTROL		BUILT-IN THERMOSTAT		240 V CONTROL	24 V CONTROL		POWER	VOLTAGE	WEIGHT		MODEL
CODE	PRICE	CODE	PRICE	CODE	CODE	PRICE	WATTS	VOLTS	KG	LB	UNIT
WFA1501	904.00	WFA1501T	971.00	---	WFA1501C24	1 114.00	1500	120	9.1	20	SINGLE
WFA1508	904.00	WFA1508T	971.00	WFA1508C	WFA1508C24	1 114.00	1500	208	9.1	20	SINGLE
WFA1502	904.00	WFA1502T	971.00	WFA1502C	WFA1502C24	1 114.00	1500/1125	240/208	9.1	20	SINGLE
WFA1503	1 236.00	WFA1503T	1 305.00	WFA1503C	WFA1503C24	1 447.00	1500	347	9.1	20	SINGLE
---	---	WFA1506T	1 363.00	WFA1506C	WFA1506C24	1 506.00	1500	600	12	27	SINGLE
WFA2008	904.00	WFA2008T	971.00	WFA2008C	WFA2008C24	1 114.00	2000	208	10.4	23	SINGLE
WFA2002	904.00	WFA2002T	971.00	WFA2002C	WFA2002C24	1 114.00	2000/1500	240/208	10.4	23	SINGLE
WFA2003	1 236.00	WFA2003T	1 305.00	WFA2003C	WFA2003C24	1 447.00	2000	347	10.4	23	SINGLE
---	---	WFA2006T	1 363.00	WFA2006C	WFA2006C24	1 506.00	2000	600	12	27	SINGLE
WFA3008	923.00	WFA3008T	987.00	WFA3008C	WFA3008C24	1 135.00	3000	208	10.4	23	SINGLE
WFA3002	923.00	WFA3002T	987.00	WFA3002C	WFA3002C24	1 135.00	3000/2250	240/208	10.4	23	SINGLE
WFA3003	1 258.00	WFA3003T	1 326.00	WFA3003C	WFA3003C24	1 469.00	3000	347	10.4	23	SINGLE
---	---	WFA3006T	1 383.00	WFA3006C	WFA3006C24	1 524.00	3000	600	12	27	SINGLE
WFA4008	982.00	WFA4008T	1 048.00	WFA4008C	WFA4008C24	1 190.00	4000	208	10.4	23	SINGLE
WFA4002	982.00	WFA4002T	1 048.00	WFA4002C	WFA4002C24	1 190.00	4000/3000	240/208	10.4	23	SINGLE
WFA4003	1 313.00	WFA4003T	1 383.00	WFA4003C	WFA4003C24	1 524.00	4000	347	10.4	23	SINGLE
---	---	WFA4006T	1 441.00	WFA4006C	WFA4006C24	1 582.00	4000	600	12	27	SINGLE
WFA4808	1 019.00	WFA4808T	1 089.00	WFA4808C	WFA4808C24	1 242.00	4800	208	10.4	23	SINGLE
WFA4802	1 019.00	WFA4802T	1 089.00	WFA4802C	WFA4802C24	1 242.00	4800/3600	240/208	10.4	23	SINGLE
WFA4803	1 371.00	WFA4803T	1 442.00	WFA4803C	WFA4803C24	1 592.00	4800	347	10.4	23	SINGLE
---	---	WFA4806T	1 503.00	WFA4806C	WFA4806C24	1 654.00	4800	600	12	27	SINGLE
---	---	WFA6008CT	2 409.00	WFA6008C	WFA6008C24	2 343.00	6000	208	20	44	DOUBLE
---	---	WFA6002T	2 199.00	WFA6002C	WFA6002C24	2 343.00	6000/4500	240/208	20	44	DOUBLE
---	---	WFA6003T	2 771.00	WFA6003C	WFA6003C24	2 914.00	6000	347	20	44	DOUBLE
---	---	WFA6006T	2 771.00	WFA6006C	WFA6006C24	2 914.00	6000	600	22	48	DOUBLE
---	---	WFA60083CT*	2 493.00	WFA60083C*	WFA60083C24*	2 426.00	6000	208	36	80	TRIPLE
---	---	WFA60063CT*	3 066.00	WFA60063C*	WFA60063C24*	3 001.00	6000	600	36	80	TRIPLE
---	---	WFA8008CT	2 543.00	WFA8008C	WFA8008C24	2 475.00	8000	208	20	44	DOUBLE
---	---	WFA8002CT	2 543.00	WFA8002C	WFA8002C24	2 475.00	8000/6000	240/208	20	44	DOUBLE
---	---	WFA8003CT	3 336.00	WFA8003C	WFA8003C24	3 271.00	8000	347	20	44	DOUBLE
---	---	WFA8006CT	3 336.00	WFA8006C	WFA8006C24	3 271.00	8000	600	22	48	DOUBLE
---	---	WFA90083CT*	3 434.00	WFA90083C*	WFA90083C24*	3 366.00	9000	208	36	80	TRIPLE
---	---	WFA90063CT*	4 363.00	WFA90063C*	WFA90063C24*	4 294.00	9000	600	36	80	TRIPLE
---	---	WFA12008CT	3 721.00	WFA12008C	WFA12008C24	3 653.00	12 000	208	36	80	TRIPLE
---	---	WFA12002CT	3 721.00	WFA12002C	WFA12002C24	3 653.00	12 000/9000	240/208	36	80	TRIPLE
---	---	WFA12003CT	4 650.00	WFA12003C	WFA12003C24	4 582.00	12 000	347	36	80	TRIPLE
---	---	WFA12006CT	4 650.00	WFA12006C	WFA12006C24	4 582.00	12 000	600	36	80	TRIPLE
---	---	WFA120083CT*	3 721.00	WFA120083C*	WFA120083C24*	3 653.00	12 000	208	36	80	TRIPLE
---	---	WFA120063CT*	4 650.00	WFA120063C*	WFA120063C24*	4 582.00	12 000	600	36	80	TRIPLE

Add W for white or SW for soft white (consult the optional colours chart or contact your Stelpro representative for all other colours).

* Three-phase unit

Models also available in 277 V and 480 V. --- not available

ACCESSORIES

PRODUCT	DESCRIPTION	PRICE
WFAT1	built-in single pole thermostat [120 V-600 V] (standard or tamper-proof)	70.00
WFAT2	built-in double pole thermostat [120 V-600 V] (standard or tamper-proof)	88.00
WFASA1*	surface adapter (single unit)	145.00
WFASA2*	surface adapter (double unit)	295.00
WFASA3*	surface adapter (triple unit)	436.00
WFADIS-30*	disconnect switch kit 600 V/30 A, 2 poles	180.00
WFADIS-40*	disconnect switch kit 600 V/40 A, 2 poles/3 poles	213.00
WFADIS-60*	disconnect switch kit 600 V/60 A, 2 poles/3 poles	258.00
WFC24RX*	relay kit without transformer 24 V	188.00

* Add W for white or SW for soft white.

* Factory installation

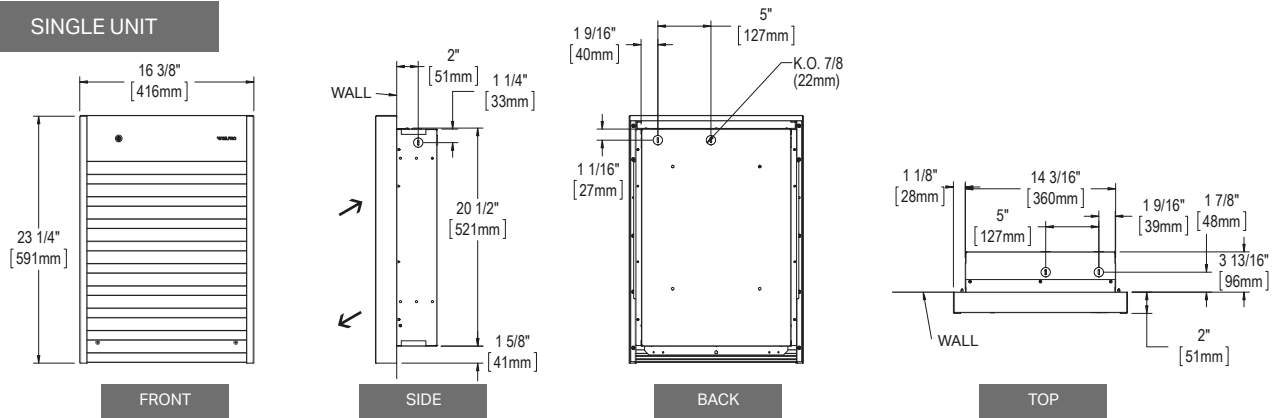


THROW DISTANCE AND HEAT RISE

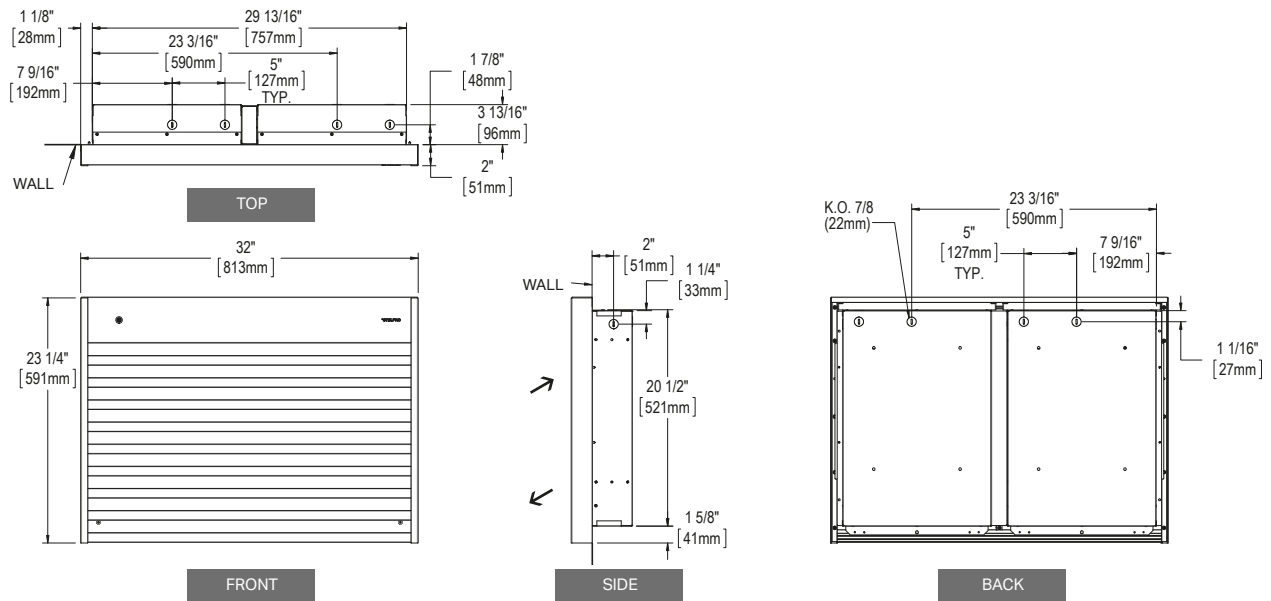
UNITS	THROW DISTANCE		HEAT RISE	
	M	FT	°C	°F
1.5	4.1	13'7"	17	30
2	4.1	13'7"	22	40
3	4.1	13'7"	33	59
4	4.1	13'7"	44	79
4.8	4.1	13'7"	53	95
6	4.1	13'7"	33	59
8	4.1	13'7"	44	79
9	4.1	13'7"	33	59
12	4.1	13'7"	44	79

TECHNICAL DRAWINGS

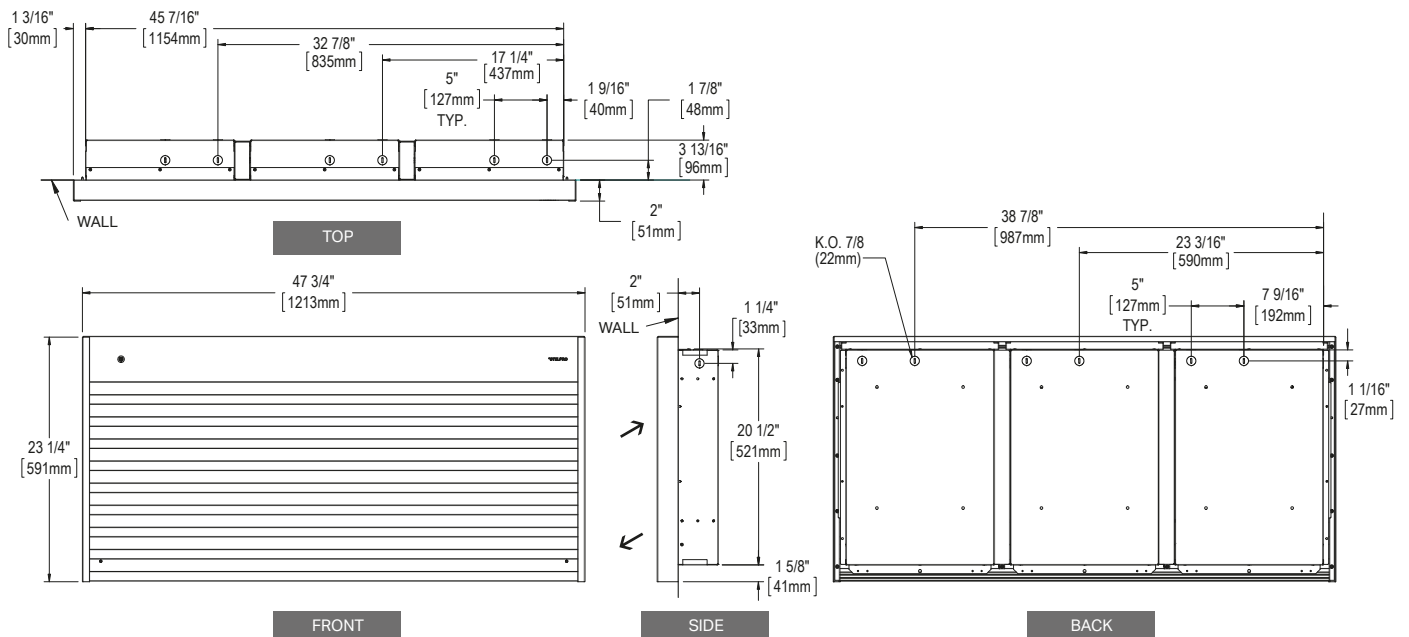
SINGLE UNIT



DOUBLE UNIT



TRIPLE UNIT



WF

WALL FAN HEATER



VERSATILITY IS THE NAME OF THE GAME!

The WF is a high-capacity fan heater that's ideal for building lobbies, long corridors, stairwells, workshops, factories and warehouses. Its electrical element is made of high-quality nichrome that provides an immediate surge of hot air. The various modes of wall installation make the WF heater one of the most versatile fan heaters on the market: it can be surface mounted or recessed, with a variety of models and heating capacities to choose from.

- **GRILLE WITH ROUNDED SIDES**
DURABLE AND STYLISH
- **WIDE RANGE OF MODELS AND HEATING CAPACITIES**
INCLUDING A SINGLE 4800 W MODEL
- **NICHROME ELEMENT**
ASSURING INSTANT HEAT
- **OPTIONAL DISCONNECT SWITCH AVAILABLE**



ROUNDED SIDES

IDEAL FOR:

lobby, corridor, factory, warehouse, stairwell

COLOURS

- **standard:** white, soft white
- **Orora (optional):** refer to www.stelpro.com/en-CA/Orora

FINISH

- epoxy-polyester powdercoat

MANUFACTURING

- 20-gauge steel cabinet and 18-gauge steel grille
- top air intake with bottom air discharge
- quiet helicoidal fan: single unit 1 x 160 CFM – double unit 2 x 160 CFM – triple unit 3 x 160 CFM
- closed and permanently lubricated motor
- thermal protection with automatic reset

ELEMENT

- high-quality nichrome element producing instant heat

CONTROL

- connection of multiple units to the same thermostat is possible with a relay kit without transformer (optional) and an external transformer (not provided)
- built-in thermostat (optional), 3 control knobs included (white, soft white and black) for standard installation, without knob for tamper-proof installation

INSTALLATION

- wall mounted
- recessed or surface mounted with surface adapter (optional)

WARRANTY

- three years

°STELPRO

TECHNICAL SPECIFICATIONS

WITHOUT CONTROL		BUILT-IN THERMOSTAT		240 V CONTROL	24 V CONTROL		POWER	VOLTAGE	WEIGHT		MODEL
CODE	PRICE	CODE	PRICE	CODE	CODE	PRICE	WATTS	VOLTS	KG	LB	UNIT
WF1501	739.00	WF1501T	807.00	---	WF1501C24	952.00	1500	120	9	20	SINGLE
WF1508	739.00	WF1508T	807.00	WF1508C	WF1508C24	952.00	1500	208	9	20	SINGLE
WF1502	739.00	WF1502T	807.00	WF1502C	WF1502C24	952.00	1500/1125	240/208	9	20	SINGLE
WF1503	1 078.00	WF1503T	1 145.00	WF1503C	WF1503C24	1 288.00	1500	347	9	20	SINGLE
---	---	WF1506T	1 202.00	WF1506C	WF1506C24	1 348.00	1500	600	10	22	SINGLE
WF2008	739.00	WF2008T	807.00	WF2008C	WF2008C24	952.00	2000	208	9	20	SINGLE
WF2002	739.00	WF2002T	807.00	WF2002C	WF2002C24	952.00	2000/1500	240/208	9	20	SINGLE
WF2003	1 078.00	WF2003T	1 145.00	WF2003C	WF2003C24	1 288.00	2000	347	9	20	SINGLE
---	---	WF2006T	1 202.00	WF2006C	WF2006C24	1 348.00	2000	600	10	22	SINGLE
WF3008	759.00	WF3008T	824.00	WF3008C	WF3008C24	972.00	3000	208	9	20	SINGLE
WF3002	759.00	WF3002T	824.00	WF3002C	WF3002C24	972.00	3000/2250	240/208	9	20	SINGLE
WF3003	1 096.00	WF3003T	1 167.00	WF3003C	WF3003C24	1 311.00	3000	347	9	20	SINGLE
---	---	WF3006T	1 224.00	WF3006C	WF3006C24	1 368.00	3000	600	10	22	SINGLE
WF4008	818.00	WF4008T	884.00	WF4008C	WF4008C24	1 029.00	4000	208	9	20	SINGLE
WF4002	818.00	WF4002T	884.00	WF4002C	WF4002C24	1 029.00	4000/3000	240/208	9	20	SINGLE
WF4003	1 154.00	WF4003T	1 224.00	WF4003C	WF4003C24	1 368.00	4000	347	9	20	SINGLE
---	---	WF4006T	1 282.00	WF4006C	WF4006C24	1 427.00	4000	600	10	22	SINGLE
WF4808	855.00	WF4808T	928.00	WF4808C	WF4808C24	1 081.00	4800	208	9	20	SINGLE
WF4802	855.00	WF4802T	928.00	WF4802C	WF4802C24	1 081.00	4800/3600	240/208	9	20	SINGLE
WF4803	1 213.00	WF4803T	1 283.00	WF4803C	WF4803C24	1 435.00	4800	347	9	20	SINGLE
---	---	WF4806T	1 344.00	WF4806C	WF4806C24	1 497.00	4800	600	10	22	SINGLE
---	---	WF6008CT	2 103.00	WF6008C	WF6008C24	2 036.00	6000	208	18	40	DOUBLE
---	---	WF6002T	1 890.00	WF6002C	WF6002C24	2 036.00	6000/4500	240/208	18	40	DOUBLE
---	---	WF6003T	2 470.00	WF6003C	WF6003C24	2 616.00	6000	347	18	40	DOUBLE
---	---	WF6006T	2 470.00	WF6006C	WF6006C24	2 616.00	6000	600	20	44	DOUBLE
---	---	WF60083CT*	2 103.00	WF60083C*	WF60083C24*	2 036.00	6000	208	36	80	TRIPLE
---	---	WF60063CT*	2 681.00	WF60063C*	WF60063C24*	2 616.00	6000	600	36	80	TRIPLE
---	---	WF8008CT	2 215.00	WF8008C	WF8008C24	2 149.00	8000	208	18	40	DOUBLE
---	---	WF8002CT	2 215.00	WF8002C	WF8002C24	2 149.00	8000/6000	240/208	18	40	DOUBLE
---	---	WF8003CT	3 010.00	WF8003C	WF8003C24	2 945.00	8000	347	18	40	DOUBLE
---	---	WF8006CT	3 010.00	WF8006C	WF8006C24	2 945.00	8000	600	20	44	DOUBLE
---	---	WF90083CT*	3 024.00	WF90083C*	WF90083C24*	2 954.00	9000	208	36	80	TRIPLE
---	---	WF90063CT*	3 952.00	WF90063C*	WF90063C24*	3 882.00	9000	600	36	80	TRIPLE
---	---	WF12008CT	3 341.00	WF12008C	WF12008C24	3 275.00	12 000	208	36	80	TRIPLE
---	---	WF12002CT	3 341.00	WF12002C	WF12002C24	3 275.00	12 000/9000	240/208	36	80	TRIPLE
---	---	WF12003CT	4 279.00	WF12003C	WF12003C24	4 213.00	12 000	347	36	80	TRIPLE
---	---	WF12006CT	4 279.00	WF12006C	WF12006C24	4 213.00	12 000	600	36	80	TRIPLE
---	---	WF120083CT*	3 341.00	WF120083C*	WF120083C24*	3 275.00	12 000	208	36	80	TRIPLE
---	---	WF120063CT*	4 279.00	WF120063C*	WF120063C24*	4 213.00	12 000	600	36	80	TRIPLE

Add W for white or SW for soft white (consult the optional colours chart or contact your Stelpro representative for all other colours).

* Three-phase unit

Models also available in 277 V and 480 V.

--- not available

ACCESSORIES

PRODUCT	DESCRIPTION	PRICE
WFT1	built-in single pole thermostat [120 V-600 V] (standard or tamper-proof)	70.00
WFT2	built-in double pole thermostat [120 V-600 V] (standard or tamper-proof)	88.00
WFS1*	surface adapter (single unit)	93.00
WFS2*	surface adapter (double unit)	188.00
WFS3*	surface adapter (triple unit)	282.00
WFDIS-30*	disconnect switch kit 600 V/30 A, 2 poles	183.00
WFDIS-40*	disconnect switch kit 600 V/40 A, 2 poles/3 poles	216.00
WFDIS-60*	disconnect switch kit 600 V/60 A, 2 poles/3 poles	259.00
WFC24RX*	relay kit without transformer 24 V	188.00

* Add W for white or SW for soft white.

* Factory installation

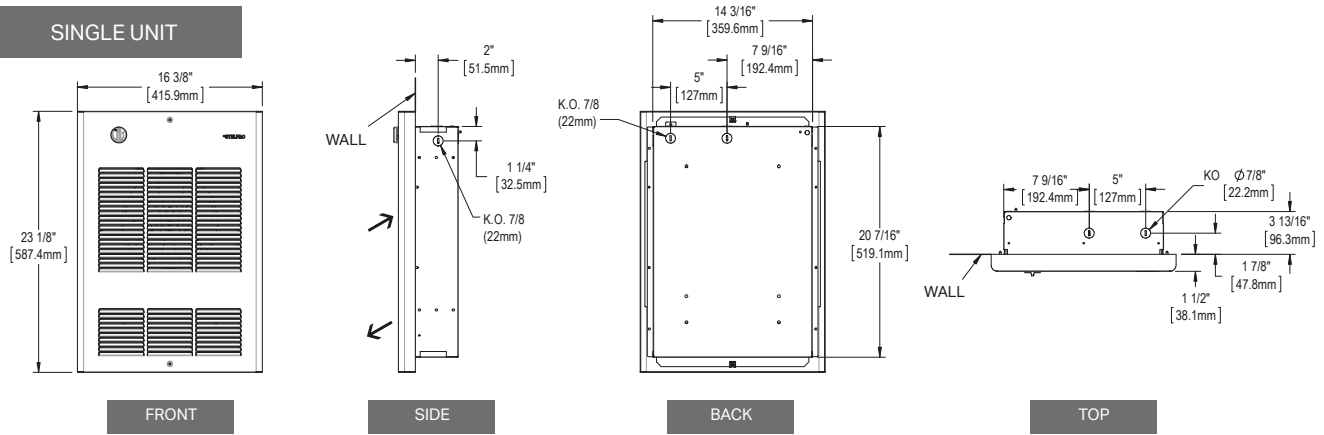


THROW DISTANCE AND HEAT RISE

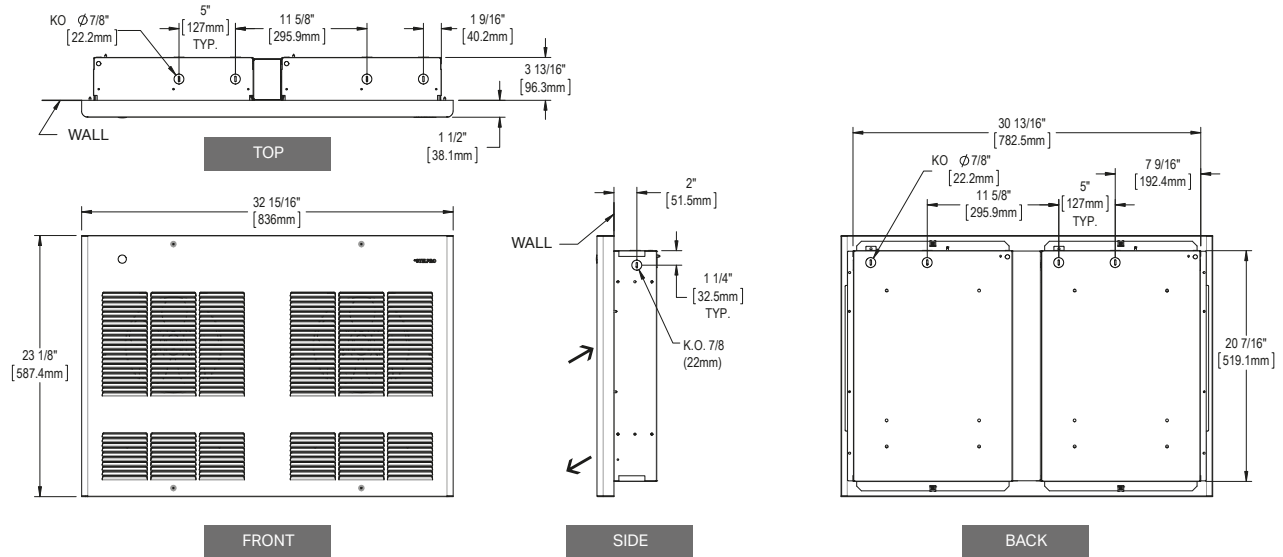
UNITS	THROW DISTANCE		HEAT RISE	
	M	FT	°C	°F
1.5	4.1	13'7"	17	30
2	4.1	13'7"	22	40
3	4.1	13'7"	33	59
4	4.1	13'7"	44	79
4.8	4.1	13'7"	53	95
6	4.1	13'7"	33	59
8	4.1	13'7"	44	79
9	4.1	13'7"	33	59
12	4.1	13'7"	44	79

TECHNICAL DRAWINGS

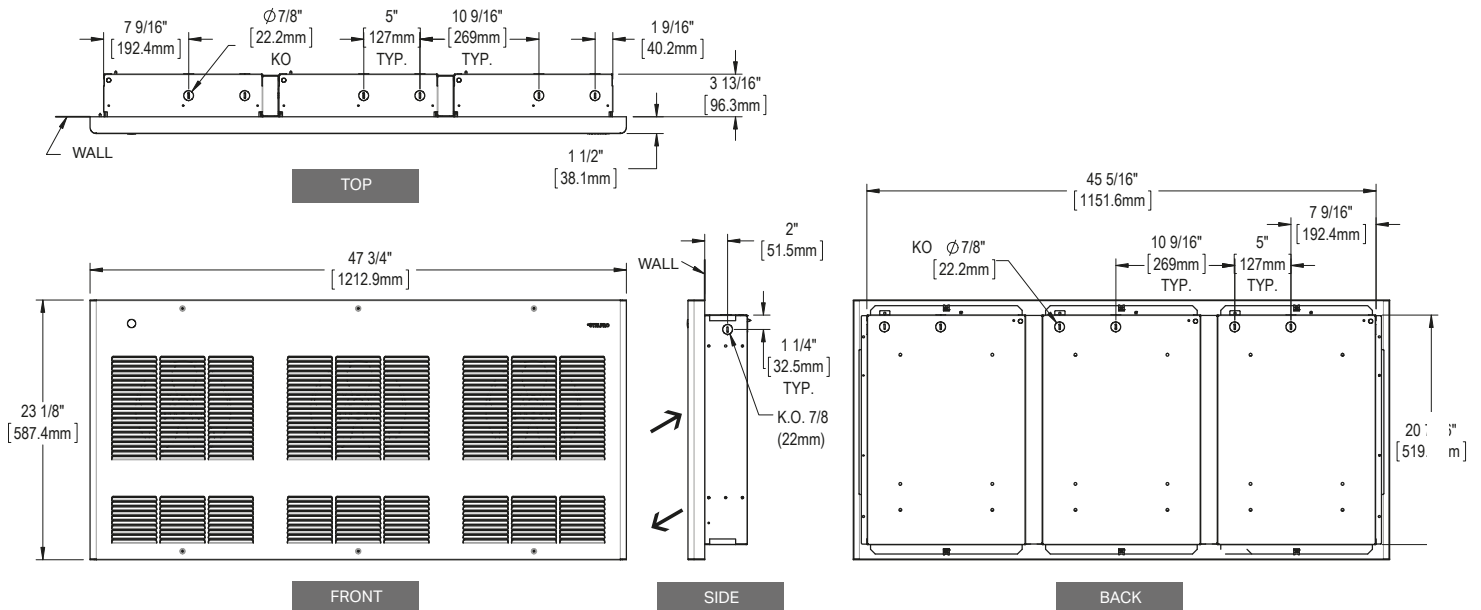
SINGLE UNIT



DOUBLE UNIT



TRIPLE UNIT



CBH

CABINET HEATER



POWERFUL HEATER, IMPRESSIVE RESULTS

When you need a lot of high-efficiency heating, the CBH is the right choice. Its resistant coating is well-suited to all types of commercial spaces and other high-traffic areas. This forced-air cabinet heater features unparalleled durability. It is also extremely versatile, with the option of recessed, semi-recessed or surface mounted installation, and a durable steel casing. The CBH unit can be ceiling mounted when wall mounting is not an option. The CBH ensures powerful, even air flow as the fan is coupled directly to the motor. The option of connecting it to a ventilation duct makes it even more adaptable. The CBH is your assurance of reliable heating for years to come.

■ POWERFUL WITH BIG AIRFLOW

■ MULTIPLE INSTALLATION OPTIONS RECESSED, SEMI-RECESSED, SURFACE MOUNTED TO A CEILING OR WALL

■ ROBUST AND DURABLE

COLOURS

- **standard:** white, soft white
- **Orora (optional):** refer to www.stelpro.com/en-CA/Orora

FINISH

- epoxy-polyester powdercoat

MANUFACTURING

- 18-gauge steel cabinet and 16-gauge steel front panel
- powerful motor with squirrel-cage blower and time-delay relay
- 1/15 hp (2 kW to 12 kW units); 1/5 hp (15 kW to 20 kW units)
- large variety of airflow configurations which are adaptable on the construction site
- thermal protection with automatic reset
- high intensity (factory setting)
- low intensity available when manufactured with high/low selection switch (optional)

ELEMENT

- nichrome element producing instant heat

CONTROL

- high/low switch (heating and ventilation) (available from 4 kW)
- connection of multiple units to the same thermostat is possible with a relay kit without transformer (optional) and an external transformer (not provided)

INSTALLATION

- wall mounted
- ceiling mounted (maximum 12 ft. in height)
- surface mounted
- recessed or semi-recessed with four-piece trim frame (optional)

WARRANTY

- three years

IDEAL FOR:

commercial space, hospital, shopping centre, school, sports arena

TECHNICAL SPECIFICATIONS

BUILT-IN THERMOSTAT		240 V CONTROL	24 V CONTROL				WEIGHT	
CODE	PRICE	CODE	CODE	PRICE	VOLTS	KW	KG	LB
24 IN. (610 MM) MODELS (2 KW TO 6 KW) / CFM 300 / 34.9 KG (77 LB)								
CBH0281CT	4 732.00	CBH0281C	CBH0281C24	4 550.00	208	2	34.9	77
CBH0283CT*	4 732.00	CBH0283C*	CBH0283C24*	4 550.00	208	2	34.9	77
CBH0221CT	4 732.00	CBH0221C	CBH0221C24	4 550.00	240	2	34.9	77
CBH0231CT	4 732.00	CBH0231C	CBH0231C24	4 550.00	347	2	34.9	77
CBH0261CT	4 732.00	CBH0261C	CBH0261C24	4 550.00	600	2	34.9	77
CBH0263CT*	4 732.00	CBH0263C*	CBH0263C24*	4 550.00	600	2	34.9	77
CBH0381CT	5 003.00	CBH0381C	CBH0381C24	4 822.00	208	3	34.9	77
CBH0383CT*	5 003.00	CBH0383C*	CBH0383C24*	4 822.00	208	3	34.9	77
CBH0321CT	5 003.00	CBH0321C	CBH0321C24	4 822.00	240	3	34.9	77
CBH0331CT	5 003.00	CBH0331C	CBH0331C24	4 822.00	347	3	34.9	77
CBH0361CT	5 003.00	CBH0361C	CBH0361C24	4 822.00	600	3	34.9	77
CBH0363CT*	5 003.00	CBH0363C*	CBH0363C24*	4 822.00	600	3	34.9	77
CBH0481CT	5 196.00	CBH0481C	CBH0481C24	5 011.00	208	4	34.9	77
CBH0483CT*	5 196.00	CBH0483C*	CBH0483C24*	5 011.00	208	4	34.9	77
CBH0421CT	5 196.00	CBH0421C	CBH0421C24	5 011.00	240	4	34.9	77
CBH0431CT	5 196.00	CBH0431C	CBH0431C24	5 011.00	347	4	34.9	77
CBH0461CT	5 196.00	CBH0461C	CBH0461C24	5 011.00	600	4	34.9	77
CBH0463CT*	5 196.00	CBH0463C*	CBH0463C24*	5 011.00	600	4	34.9	77
CBH0581CT	5 612.00	CBH0581C	CBH0581C24	5 429.00	208	5	34.9	77
CBH0583CT*	5 612.00	CBH0583C*	CBH0583C24*	5 429.00	208	5	34.9	77
CBH0521CT	5 612.00	CBH0521C	CBH0521C24	5 429.00	240	5	34.9	77
CBH0531CT	5 612.00	CBH0531C	CBH0531C24	5 429.00	347	5	34.9	77
CBH0561CT	5 612.00	CBH0561C	CBH0561C24	5 429.00	600	5	34.9	77
CBH0563CT*	5 612.00	CBH0563C*	CBH0563C24*	5 429.00	600	5	34.9	77
CBH0681CT	5 667.00	CBH0681C	CBH0681C24	5 483.00	208	6	34.9	77
CBH0683CT*	5 667.00	CBH0683C*	CBH0683C24*	5 483.00	208	6	34.9	77
CBH0621CT	5 667.00	CBH0621C	CBH0621C24	5 483.00	240	6	34.9	77
CBH0631CT	5 667.00	CBH0631C	CBH0631C24	5 483.00	347	6	34.9	77
CBH0661CT	5 667.00	CBH0661C	CBH0661C24	5 483.00	600	6	34.9	77
CBH0663CT*	5 667.00	CBH0663C*	CBH0663C24*	5 483.00	600	6	34.9	77
36 IN. (914 MM) MODELS (8 KW TO 12 KW) / CFM 600 / 43 KG (95 LB)								
CBH0881CT	6 264.00	CBH0881C	CBH0881C24	6 079.00	208	8	43	95
CBH0883CT*	6 264.00	CBH0883C*	CBH0883C24*	6 079.00	208	8	43	95
CBH0821CT	6 264.00	CBH0821C	CBH0821C24	6 079.00	240	8	43	95
CBH0831CT	6 264.00	CBH0831C	CBH0831C24	6 079.00	347	8	43	95
CBH0861CT	6 264.00	CBH0861C	CBH0861C24	6 079.00	600	8	43	95
CBH0863CT*	6 264.00	CBH0863C*	CBH0863C24*	6 079.00	600	8	43	95
CBH1081CT	6 601.00	CBH1081C	CBH1081C24	6 416.00	208	10	43	95
CBH1083CT*	6 601.00	CBH1083C*	CBH1083C24*	6 416.00	208	10	43	95
CBH1021CT	6 601.00	CBH1021C	CBH1021C24	6 416.00	240	10	43	95
CBH1031CT	6 601.00	CBH1031C	CBH1031C24	6 416.00	347	10	43	95
CBH1061CT	6 601.00	CBH1061C	CBH1061C24	6 416.00	600	10	43	95
CBH1063CT*	6 601.00	CBH1063C*	CBH1063C24*	6 416.00	600	10	43	95
CBH1283CT*	6 895.00	CBH1283C*	CBH1283C24*	6 712.00	208	12	43	95
CBH1221CT	6 895.00	CBH1221C	CBH1221C24	6 712.00	240	12	43	95
CBH1231CT	6 895.00	CBH1231C	CBH1231C24	6 712.00	347	12	43	95
CBH1263CT*	6 895.00	CBH1263C*	CBH1263C24*	6 712.00	600	12	43	95
48 IN. (1219 MM) MODELS (15 KW TO 20 KW) / CFM 1000 / 50.7 KG (112 LB)								
CBH1583CT*	10 860.00	CBH1583C*	CBH1583C24*	10 679.00	208	15	50.7	112
CBH1521CT	10 860.00	CBH1521C	CBH1521C24	10 679.00	240	15	50.7	112
CBH1531CT	10 860.00	CBH1531C	CBH1531C24	10 679.00	347	15	50.7	112
CBH1563CT*	10 860.00	CBH1563C*	CBH1563C24*	10 679.00	600	15	50.7	112
CBH1883CT*	11 258.00	CBH1883C*	CBH1883C24*	11 078.00	208	18	50.7	112
CBH1821CT	11 258.00	CBH1821C	CBH1821C24	11 078.00	240	18	50.7	112
CBH1831CT	11 258.00	CBH1831C	CBH1831C24	11 078.00	347	18	50.7	112
CBH1863CT*	11 258.00	CBH1863C*	CBH1863C24*	11 078.00	600	18	50.7	112
CBH2083CT*	11 831.00	CBH2083C*	CBH2083C24*	11 649.00	208	20	50.7	112
CBH2021CT	11 831.00	CBH2021C	CBH2021C24	11 649.00	240	20	50.7	112
CBH2031CT	11 831.00	CBH2031C	CBH2031C24	11 649.00	347	20	50.7	112
CBH2063CT*	11 831.00	CBH2063C*	CBH2063C24*	11 649.00	600	20	50.7	112

Add W for white or SW for soft white (consult the optional colours chart or contact your Stelpro representative for all other colours).
Models also available in 277 V and 480 V. * Three-phase unit

Stelpro reserves the right to modify descriptions, manufacturing specifications or prices without prior notice. No returns accepted on optional-colour products.
For all the latest models and prices, please refer to our website at www.stelpro.com.



ACCESSORIES

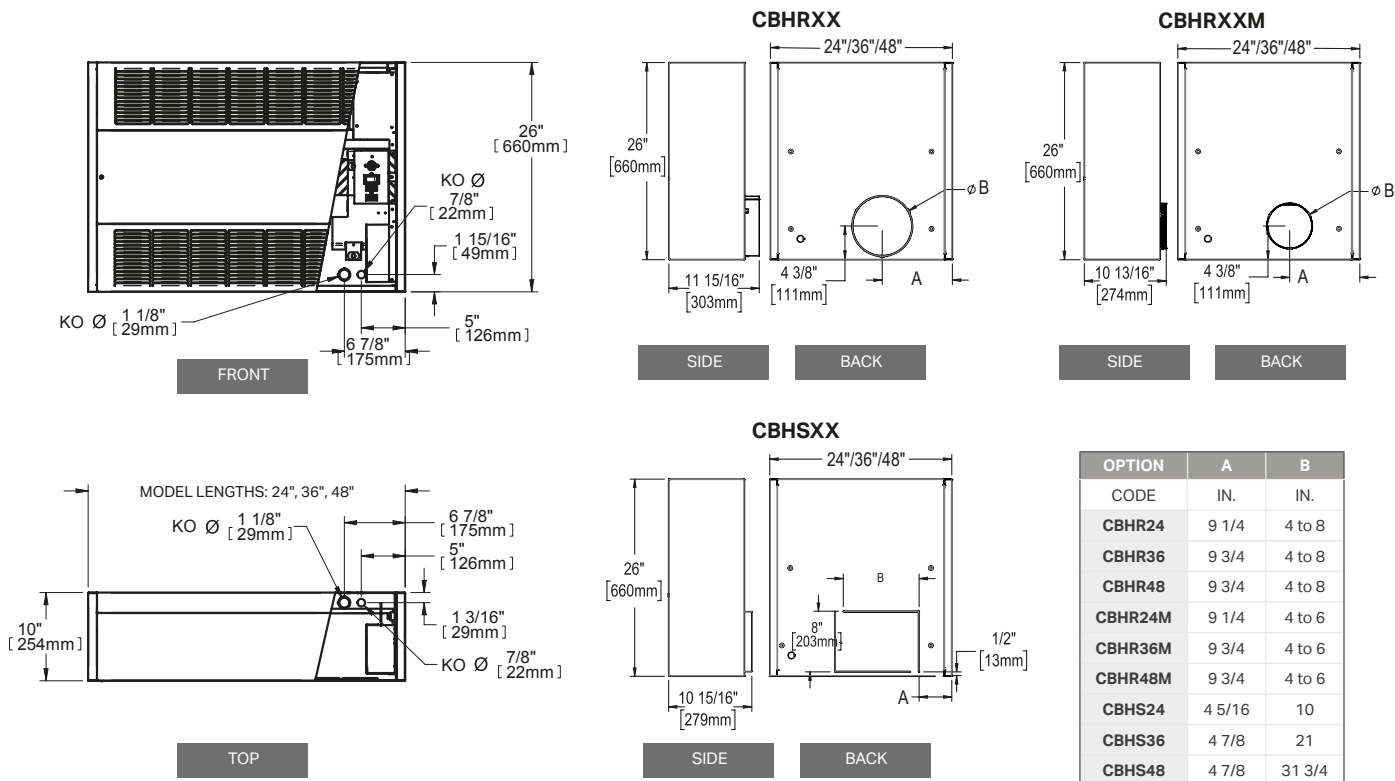
PRODUCT	DESCRIPTION	PRICE
CBHT1	built-in tamper-proof single pole thermostat	186.00
CBHFS*	fan switch	338.00
CBHMS*	on/off switch	208.00
CBHHL*	high/low switch (available from 4 kW)	368.00
CBHTB24*	four-piece trim frame (24 in. – 610 mm units)	209.00
CBHTB36*	four-piece trim frame (36 in. – 914 mm units)	217.00
CBHTB48*	four-piece trim frame (48 in. – 1219 mm units)	227.00
CBHSB24*	sub-base (24 in. – 610 mm units)	216.00
CBHSB36*	sub-base (36 in. – 914 mm units)	224.00
CBHSB48*	sub-base (48 in. – 1219 mm units)	232.00
CBHCB24**	clean back (fully finished, no mounting holes or knockouts) (24 in. – 610 mm units)	654.00
CBHCB36**	clean back (fully finished, no mounting holes or knockouts) (36 in. – 914 mm units)	702.00
CBHCB48**	clean back (fully finished, no mounting holes or knockouts) (48 in. – 1219 mm units)	749.00
CBHC24RX*	relay kit without transformer 24 V	188.00
CBHDIS 80A*	built-in disconnect switch [80 A]	395.00
CBHR24M*	motorized fresh air damper for 24 inch unit – round collar (4 to 6 in.) (for FF, FT or FB configurations only)	992.00
CBHR36M*	motorized fresh air damper for 36 inch unit – round collar (4 to 6 in.) (for FF, FT or FB configurations only)	1 006.00
CBHR48M*	motorized fresh air damper for 48 inch unit – round collar (4 to 6 in.) (for FF, FT or FB configurations only)	1 111.00
CBHS24*	fresh air inlet for 24 inch unit – square collar (max 10 in. L x 8 in. H)	593.00
CBHS36*	fresh air inlet for 36 inch unit – square collar (max 21 in. L x 8 in. H)	629.00
CBHS48*	fresh air inlet for 48 inch unit – square collar (max 31 3/4 in. L x 8 in. H)	739.00
CBHR24*	fresh air inlet for 24 inch unit – round collar (4 to 8 in.)	593.00
CBHR36*	fresh air inlet for 36 inch unit – round collar (4 to 8 in.)	629.00
CBHR48*	fresh air inlet for 48 inch unit – round collar (4 to 8 in.)	739.00

* Add W for white or SW for soft white. * Factory installed

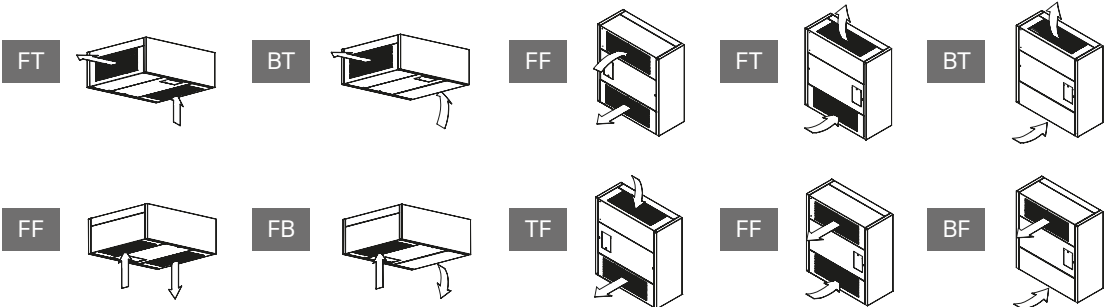
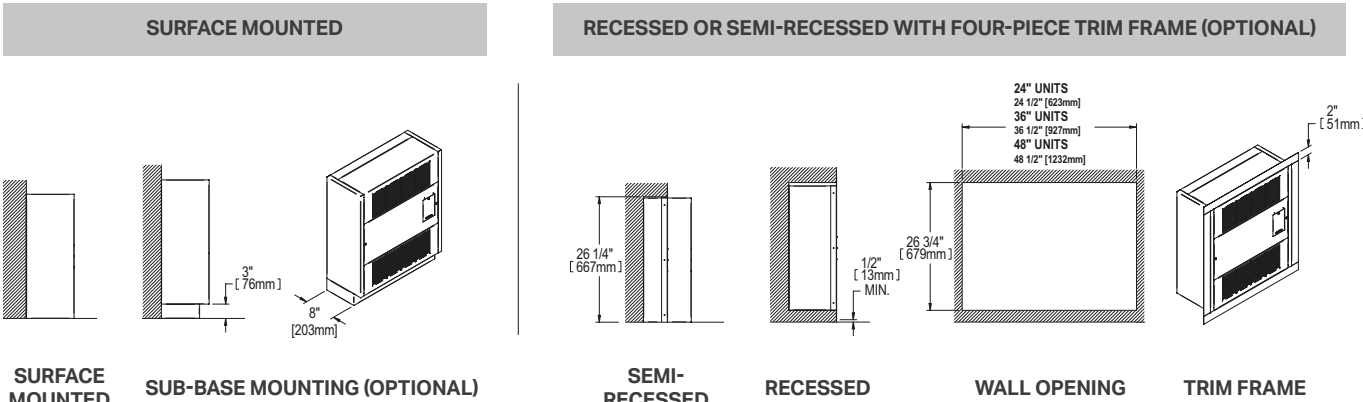
HEAT RISE AND AIRFLOW

UNITS	HEAT RISE		AIRFLOW
	°C	°F	CFM
2	12	21	300
3	18	32	300
4	23	42	300
5	29	53	300
6	35	63	300
8	23	42	600
10	29	53	600
12	35	63	600
15	26	47	1000
18	32	57	1000
20	35	63	1000

TECHNICAL DRAWINGS



INSTALLATION



SEVERAL AIRFLOW CONFIGURATIONS ARE POSSIBLE AND ADAPTABLE ON CONSTRUCTION SITE:
F = FRONT, T = TOP, B = BOTTOM

CF

CEILING FAN HEATER



THE SPACE-SAVER

Stelpro has the perfect space-saving solution for heating small entryways, hallways and lobbies: the sturdy, reliable CF ceiling fan heater. Built to last, the CF pushes heat downward so that it mixes with the cold air below. It can be surface mounted or recessed into conventional ceilings or recessed in suspended ceilings. Whether installed in an entryway or hallway, the CF provides all the heat you need in an enclosed space.

- **GRILLE WITH ROUNDED SIDES**
DURABLE AND STYLISH
- **THE PERFECT SOLUTION FOR ENTRYWAYS AND HALLWAYS**
- **CEILING MOUNTED**
PREVENTS VANDALISM
- **MULTIPLE INSTALLATION OPTIONS**
CAN BE SURFACE MOUNTED OR RECESSED – OR RECESSED IN A SUSPENDED CEILING
- **OPTIONAL DISCONNECT SWITCH AVAILABLE**

COLOURS

- **standard:** white, soft white
- **Orora (optional):** refer to www.stelpro.com/en-CA/Orora

FINISH

- epoxy-polyester powdercoat

MANUFACTURING

- 20-gauge steel cabinet and 18-gauge steel grille
- fan: 1 x 160 CFM (single unit) – 2 x 160 CFM (double unit)
- closed and permanently lubricated motor
- thermal protection with automatic reset

ELEMENT

- nichrome element producing instant heat

CONTROL

- connection of multiple units to the same thermostat is possible with a relay kit without transformer (optional) and an external transformer (not provided)
- built-in thermostat (optional), 3 control knobs included (white, soft white and black) for standard installation, without knob for tamper-proof installation

INSTALLATION

- ceiling
- recessed or surface mounted with surface adapter (optional)
- T-Bar adapter (optional)

WARRANTY

- three years



ROUNDED SIDES

IDEAL FOR:

entryway, hallway, corridor, office building

°STELPRO

TECHNICAL SPECIFICATIONS

WITHOUT CONTROL		BUILT-IN THERMOSTAT		240 V CONTROL	24 V CONTROL		POWER	VOLTAGE	WEIGHT		MODEL
CODE	PRICE	CODE	PRICE	CODE	CODE	PRICE	WATTS	VOLTS	KG	LB	UNIT
CF1501	793.00	CF1501T	862.00	---	CF1501C24	1 008.00	1500	120	9	20	SINGLE
CF1508	793.00	CF1508T	862.00	CF1508C	CF1508C24	1 008.00	1500	208	9	20	SINGLE
CF1502	793.00	CF1502T	862.00	CF1502C	CF1502C24	1 008.00	1500/1125	240/208	9	20	SINGLE
CF1503	1 135.00	CF1503T	1 204.00	CF1503C	CF1503C24	1 350.00	1500	347	9	20	SINGLE
---	---	CF1506T	1 262.00	CF1506C	CF1506C24	1 409.00	1500	600	10	22	SINGLE
CF2008	793.00	CF2008T	862.00	CF2008C	CF2008C24	1 008.00	2000	208	9	20	SINGLE
CF2002	793.00	CF2002T	862.00	CF2002C	CF2002C24	1 008.00	2000/1500	240/208	9	20	SINGLE
CF2003	1 135.00	CF2003T	1 204.00	CF2003C	CF2003C24	1 350.00	2000	347	9	20	SINGLE
---	---	CF2006T	1 262.00	CF2006C	CF2006C24	1 409.00	2000	600	10	22	SINGLE
CF3008	814.00	CF3008T	881.00	CF3008C	CF3008C24	1 029.00	3000	208	9	20	SINGLE
CF3002	814.00	CF3002T	881.00	CF3002C	CF3002C24	1 029.00	3000/2250	240/208	9	20	SINGLE
CF3003	1 156.00	CF3003T	1 225.00	CF3003C	CF3003C24	1 368.00	3000	347	9	20	SINGLE
---	---	CF3006T	1 281.00	CF3006C	CF3006C24	1 427.00	3000	600	10	22	SINGLE
CF4008	872.00	CF4008T	940.00	CF4008C	CF4008C24	1 086.00	4000	208	9	20	SINGLE
CF4002	872.00	CF4002T	940.00	CF4002C	CF4002C24	1 086.00	4000/3000	240/208	9	20	SINGLE
CF4003	1 213.00	CF4003T	1 281.00	CF4003C	CF4003C24	1 427.00	4000	347	9	20	SINGLE
---	---	CF4006T	1 339.00	CF4006C	CF4006C24	1 487.00	4000	600	10	22	SINGLE
---	---	CF6008CT	2 171.00	CF6008C	CF6008C24	2 102.00	6000	208	18	40	DOUBLE
---	---	CF6002T	1 954.00	CF6002C	CF6002C24	2 102.00	6000/4500	240/208	18	40	DOUBLE
---	---	CF6003T	2 538.00	CF6003C	CF6003C24	2 684.00	6000	347	18	40	DOUBLE
---	---	CF6006T	2 538.00	CF6006C	CF6006C24	2 684.00	6000	600	20	44	DOUBLE
---	---	CF8008CT	2 305.00	CF8008C	CF8008C24	2 237.00	8000	208	18	40	DOUBLE
---	---	CF8002CT	2 305.00	CF8002C	CF8002C24	2 237.00	8000/6000	240/208	18	40	DOUBLE
---	---	CF8003CT	3 114.00	CF8003C	CF8003C24	3 048.00	8000	347	18	40	DOUBLE
---	---	CF8006CT	3 114.00	CF8006C	CF8006C24	3 048.00	8000	600	20	44	DOUBLE

Add W for white or SW for soft white (consult the optional colours chart or contact your Stelpro representative for all other colours).

Models also available in 277 V and 480 V.

--- not available

ACCESSORIES

PRODUCT	DESCRIPTION	PRICE
WFT1	built-in single pole thermostat [120 V-600 V] (standard or tamper-proof)	70.00
WFT2	built-in double pole thermostat [120 V-600 V] (standard or tamper-proof)	88.00
WFS1*	surface adapter (single unit)	93.00
WFS2*	surface adapter (double unit)	188.00
WFDIS-30*	disconnect switch kit 600 V/30 A, 2 poles	183.00
WFDIS-40*	disconnect switch kit 600 V/40 A, 2 poles/3 poles	216.00
WFDIS-60*	disconnect switch kit 600 V/60 A, 2 poles/3 poles	259.00
CFTBA1*	T-Bar adapter (single unit)	106.00
CFTBA2*	T-Bar adapter (double unit)	191.00
WFC24RX*	relay kit without transformer 24 V	188.00

* Add W for white or SW for soft white.

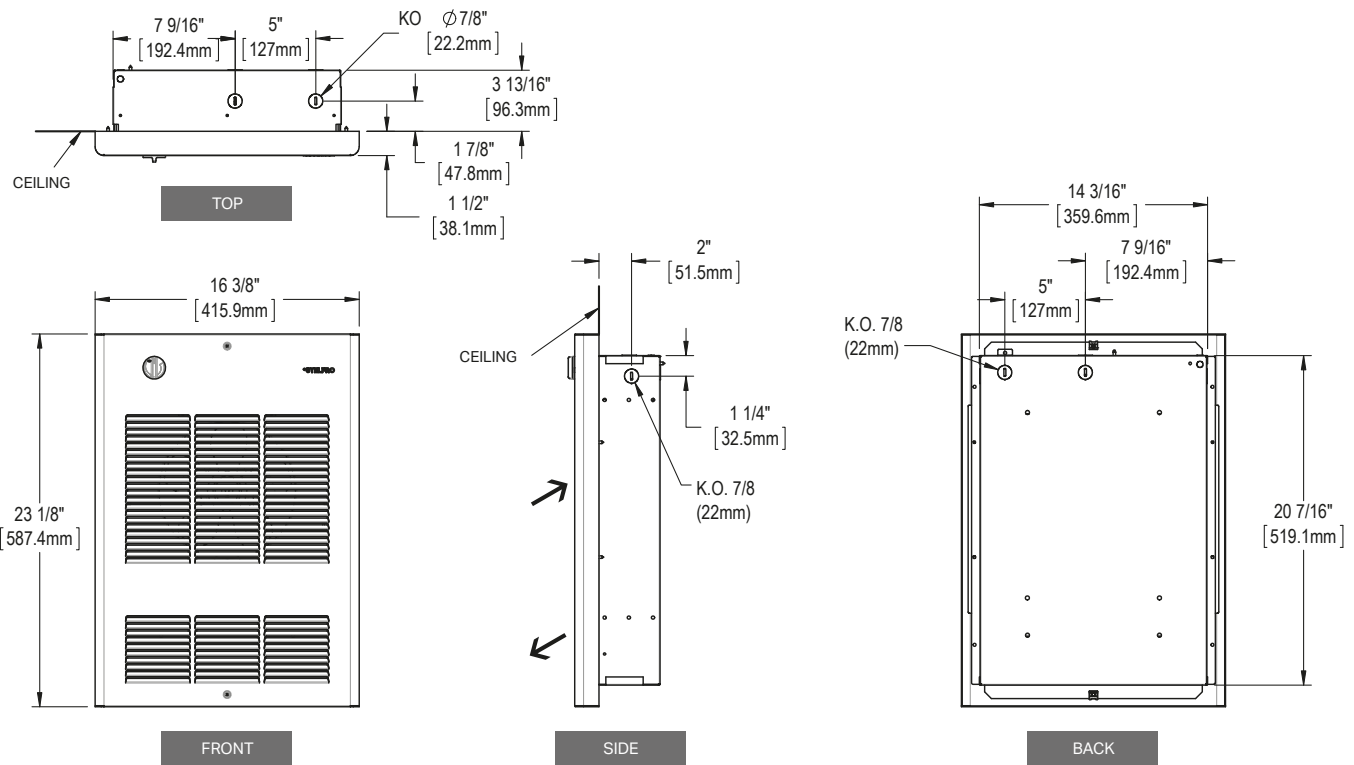
* Factory installation

THROW DISTANCE AND HEAT RISE

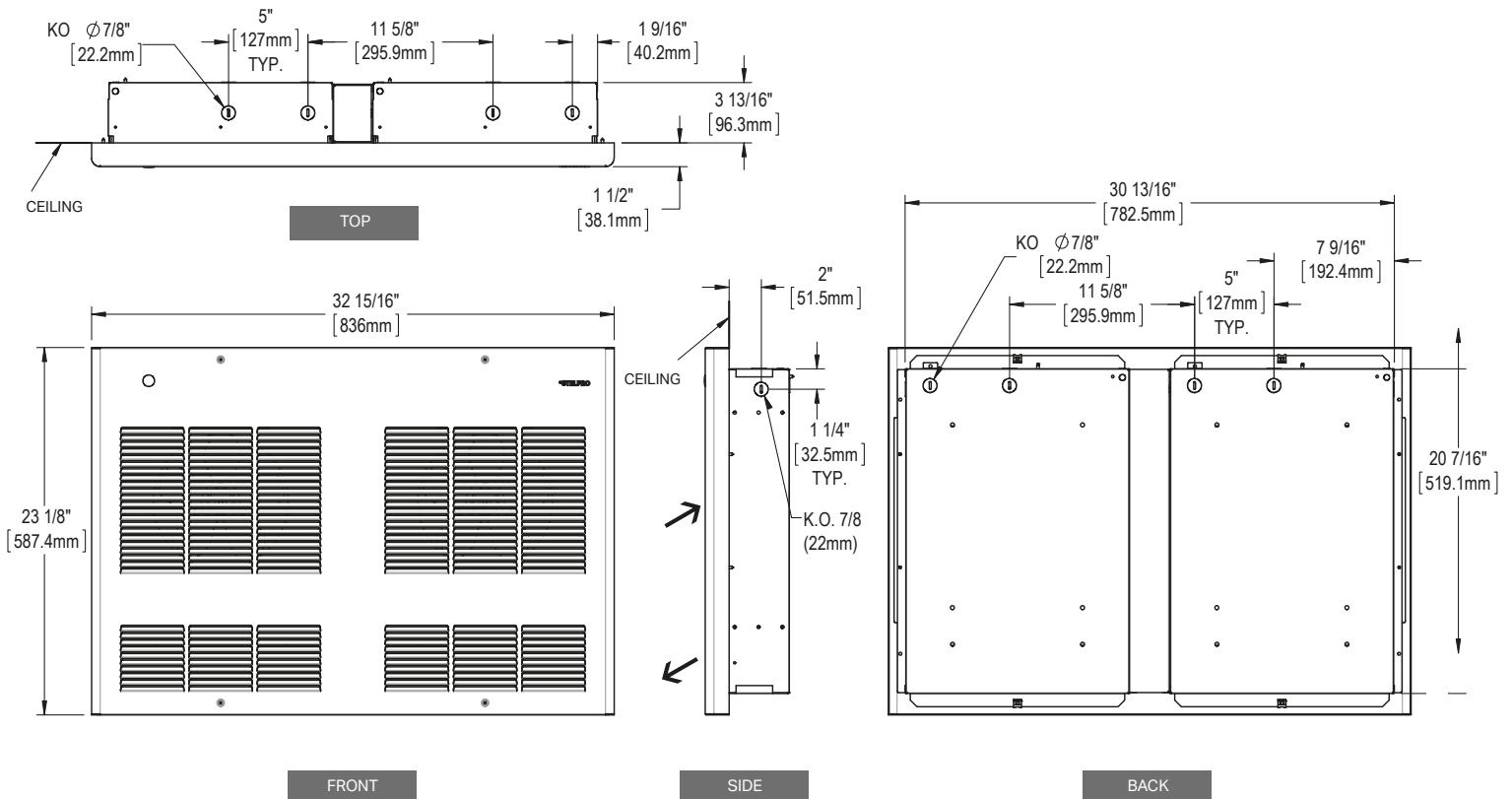
UNITS	THROW DISTANCE		HEAT RISE	
KW	M	FT	°C	°F
1.5	4.1	13'7"	17	30
2	4.1	13'7"	22	40
3	4.1	13'7"	33	59
4	4.1	13'7"	44	79
6	4.1	13'7"	33	59
8	4.1	13'7"	44	79
9	4.1	13'7"	33	59
12	4.1	13'7"	44	79

TECHNICAL DRAWINGS

SINGLE UNIT



DOUBLE UNIT



SDC

COMMERCIAL AIR CURTAIN



BIG ON COMFORT, BIG ON LOOKS!

Installed above sliding windows, the SDC's "air curtain" is the perfect solution for restaurant drive-throughs across Canada. The SDC puts instant heating control at your fingertips! It's ideal for commercial buildings and restaurant lobbies, and it's particularly suited for the special heating requirements of hospitals and schools. High-intensity heating capacity, even air flow and overall efficiency are its hallmarks, with an output of 1500 LFM powered by 5000 W. It's a heating powerhouse!

- **PERFECT FOR RESTAURANT DRIVE-THROUGHS**
- **"AIR CURTAIN" PREVENTS INTRODUCTION OF COLD AIR**
- **HIGH-CAPACITY (1500 LFM) YET SMALL**
- **EASY MAINTENANCE**
- **EASILY ACCESSIBLE CONTROLS**

COLOURS

- **standard:** white, soft white
- **Orora (optional):** refer to www.stelpro.com/en-CA/Orora

FINISH

- epoxy-polyester powdercoat

MANUFACTURING

- 18-gauge steel cabinet
- easy access to all components and easy maintenance via the front cover
- centrifugal fan
- thermal protection with automatic reset

ELEMENT

- nichrome element producing instant heat

CONTROL

- high/low switch
- on/off switch
- fan/heat or fan only switch
- 24V circuit (included with the C24 series) can be used with an external low voltage door contact (not provided)
- built-in thermostat (included with CT series)

INSTALLATION

- wall mounted (mounting bracket included)
- suspended with four 3/8 in. (9.5 mm) threaded rods (not provided)

WARRANTY

- three years



Periodic maintenance of air vents is highly recommended to ensure the maximum performance of the device.

IDEAL FOR:

restaurant drive-through, lobby, hospital, commercial space

°STELPRO

Stelpro reserves the right to modify descriptions, manufacturing specifications or prices without prior notice. No returns accepted on optional-colour products. For all the latest models and prices, please refer to our website at www.stelpro.com.



TECHNICAL SPECIFICATIONS

BUILT-IN THERMOSTAT		240 V CONTROL		24 V CONTROL		POWER HIGH/LOW	VOLTAGE	PHASE	LENGTH		WEIGHT		AIR SPEED
CODE	PRICE	CODE	PRICE	CODE	PRICE	WATTS	VOLTS	NB	MM	IN.	KG	LB	LFM
SDC0581CT	3 590.00	SDC0581C	3 414.00	SDC0581C24	3 414.00	5000/2500	208	1	613	24 1/8	23.6	52	1500
SDC0583CT	3 590.00	SDC0583C	3 414.00	SDC0583C24	3 414.00	5000/2500	208	3	613	24 1/8	23.6	52	1500
SDC0521CT	3 590.00	SDC0521C	3 414.00	SDC0521C24	3 414.00	5000/2500	240	1	613	24 1/8	23.6	52	1500
SDC0531CT	3 590.00	SDC0531C	3 414.00	SDC0531C24	3 414.00	5000/2500	347	1	613	24 1/8	23.6	52	1500
SDC0561CT	3 590.00	SDC0561C	3 414.00	SDC0561C24	3 414.00	5000/2500	600	1	613	24 1/8	23.6	52	1500
SDC0563CT	3 590.00	SDC0563C	3 414.00	SDC0563C24	3 414.00	5000/2500	600	3	613	24 1/8	23.6	52	1500

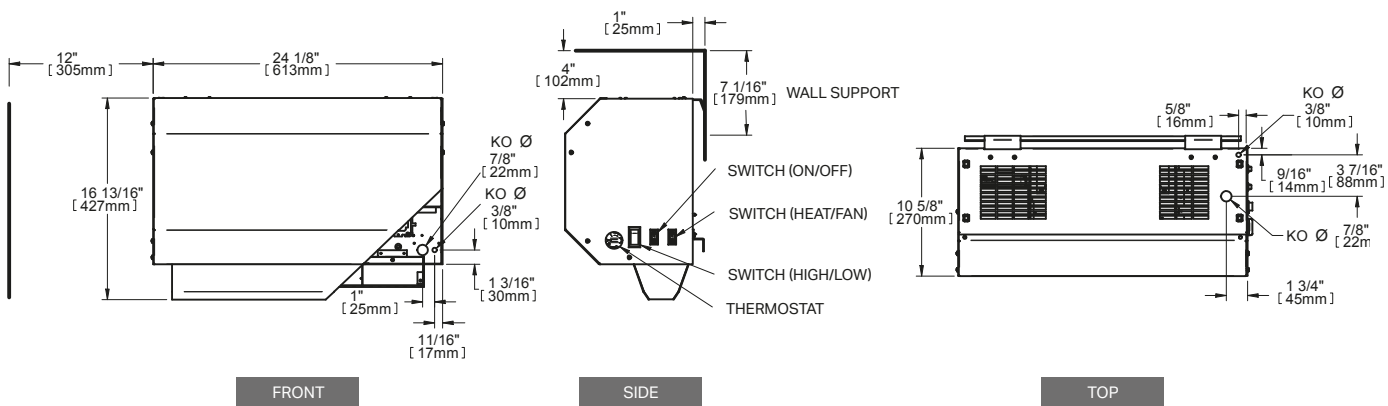
Add W for white or SW for soft white (consult the optional colours chart or contact your Stelpro representative for all other colours).
Models also available in 277 V and 480 V.

THROW DISTANCE AND HEAT RISE

UNITS	THROW DISTANCE		HEAT RISE	
KW	M	FT	°C	°F
5	12.2	40	6	11



TECHNICAL DRAWINGS



RUH | OXFORD™

COMMERCIAL AND RESIDENTIAL UNIT HEATER



OXFORD™
SERIES | SÉRIE



A VERSATILE WORKHORSE

The RUH unit heater is small on price and big on heat. These heavy-duty units are well suited to situations where large amounts of heat must be provided in wide open spaces such as garages, workshops, commercial warehouses and construction sites. This unit has a powerful output up to 5000 W with a voltage of 240/208. The RUH has adjustable louvers that allow you to direct heat right from the source. With or without a built-in thermostat, it provides instant heat. Quiet, lightweight and easy-to-install with a universal wall or ceiling mounting bracket, this unit heater is everything you expect for less. Guaranteed productivity!

■ INSTANT HEAT

■ ADJUSTABLE LOUVERS ALLOW YOU TO DIRECT HEAT

■ WALL OR CEILING INSTALLATION SUPPORT BRACKET INCLUDED

■ CLOSED AND PERMANENTLY LUBRICATED MOTOR

■ 2 KW TO 5 KW MODELS AVAILABLE

COLOUR

- charcoal

FINISH

- epoxy-polyester powdercoat

MANUFACTURING

- 20-gauge steel cabinet
- closed and permanently lubricated motor
- 350 CFM quiet helicoidal fan
- adjustable louvers
- thermal protection with automatic reset

ELEMENT

- nichrome element produces instant heat

CONTROL

- built-in thermostat (included with T series)
- wall thermostat (not included)

INSTALLATION

- wall or ceiling mounted with universal mounting bracket (included with unit)

WARRANTY

- three years

IDEAL FOR:

construction site, garage, workshop, small commercial space

°**STELPRO**

Stelpro reserves the right to modify descriptions, manufacturing specifications or prices without prior notice. No returns accepted on optional-colour products. For all the latest models and prices, please refer to our website at www.stelpro.com.

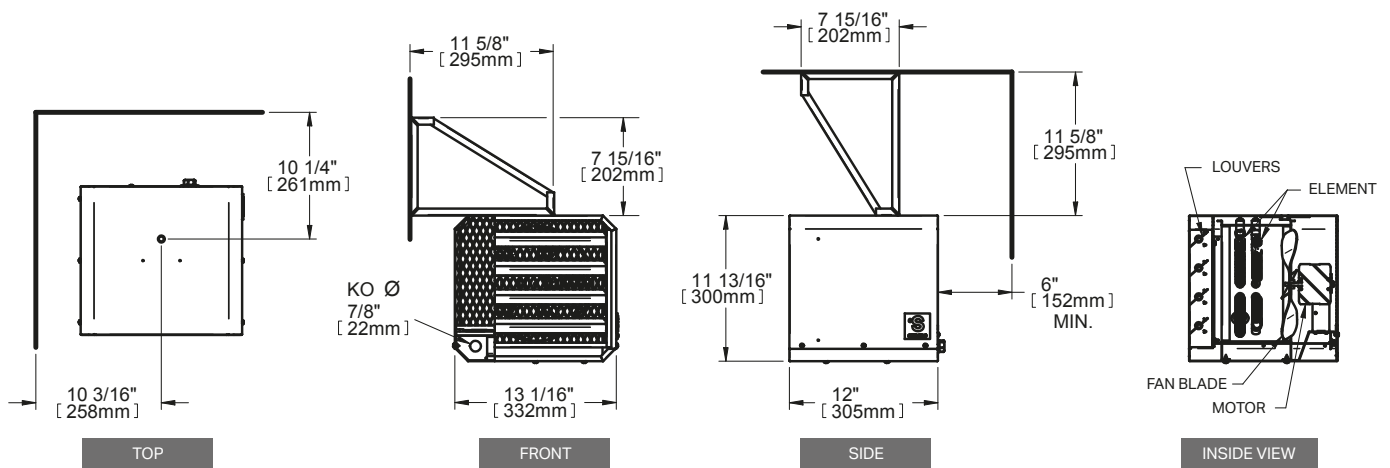




TECHNICAL SPECIFICATIONS

WITHOUT CONTROL		BUILT-IN THERMOSTAT		24 V CONTROL		POWER	VOLTAGE	FLOW	THROW DISTANCE		HEAT RISE		WEIGHT	
CODE	PRICE	CODE	PRICE	CODE	PRICE	WATT S	VOLTS	CFM	M	FT	°C	°F	KG	LB
RUH2CHAR	519.00	RUH2TCHAR	538.00	RUH2C24CHAR	584.00	2000/1500	240/208	350	3	10	10	18	9	20
RUH3CHAR	528.00	RUH3TCHAR	546.00	RUH3C24CHAR	591.00	3000/2250	240/208	350	3	10	15	27	9	20
RUH4CHAR	538.00	RUH4TCHAR	556.00	RUH4C24CHAR	600.00	4000/3000	240/208	350	3	10	20	36	9	20
RUH5CHAR	545.00	RUH5TCHAR	562.00	RUH5C24CHAR	607.00	5000/3750	240/208	350	3	10	25	45	9	20

TECHNICAL DRAWINGS



SFH | OXFORD™

AGRICULTURAL UNIT HEATER



OXFORD™
SERIES | SÉRIE



THE PREMIER CHOICE FOR AGRICULTURE

The SFH is specially designed to meet the needs of agricultural buildings, such as henhouses, stables, barns and dairies. It's built to last thanks to its satin coat finish, resistant to humidity and corrosion. Moreover, the watertight control components are isolated in a NEMA 4X enclosure, which is also watertight. The SFH's low density element assures heating power without over-heating. In addition, its motor is sealed and lubricated for life, making it maintenance-free.

- **HUMIDITY AND CORROSION RESISTANT**
NEMA 4X WATERTIGHT CONTROL ENCLOSURE AND BALL-BEARING MOTOR SEALED AND LUBRICATED FOR LIFE

- **EASY TO INSTALL**
COMPACT AND 40% LIGHTER THAN THE COMPETITION

- **SAFE AND EFFICIENT HEATING**
ENCLOSED LOW DENSITY ELEMENTS

- **EASY MAINTENANCE**
HOSEDOWN UNIT

- **APPROVED**
FOR USE IN CATEGORY 1 AND 2 LOCATIONS (CANADIAN ELECTRICAL CODE)

COLOUR

- charcoal

FINISH

- satin coat steel cabinet, coated with a high-quality epoxy powder paint making it 10 times more resistant to corrosion

MANUFACTURING

- robust, 18-gauge satin coat steel cabinet
- NEMA 4X watertight control enclosure made of recyclable polypropylene
- front-facing louvers set at 45° for optimal heat flow and safety wire mesh
- thermal protection with automatic reset
- pilot light indicates when thermal protection has been activated

MOTOR

- lubricated for life and totally enclosed ball-bearing motor

CERTIFICATIONS

- CSA C22.2 46, UL2021
- corrosion requirements CSA C22.2 94
- hose-down requirements CSA C22.2 No.94.2 for versions 4 and below and CSA C22.2 No.94.2 type 4x for versions 5 and above

ELEMENT

- nickel-plated and sealed with silicone to prevent corrosion
- enclosed low density element without fins helps to keep cabinet temperature lower than that of a conventional heater

FAN

- switch allows the unit to operate as a FAN only
- fan delay allows the unit to cool down before shutting off

CONTROL

- double pole built-in thermostat (T model)
- wall thermostat compatible with device and its environment (not included)

INSTALLATION

- wall or ceiling at least 6 feet (1.8 m) and up to 10 feet (3 m) from the ground with universal mounting bracket (included)

WARRANTY

- three years

IDEAL FOR:

agricultural building, dairy, barn, cow shed, stable, henhouse, category 1 and 2 spaces (where hazardous vapors, liquid or excessive humidity are present – article 22-002 of the Canadian Electrical Code)

°**STELPRO**

Stelpro reserves the right to modify descriptions, manufacturing specifications or prices without prior notice. No returns accepted on optional-colour products. For all the latest models and prices, please refer to our website at www.stelpro.com.

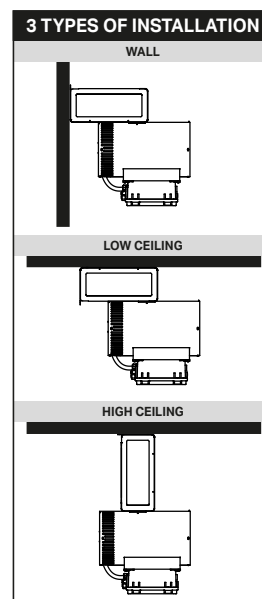
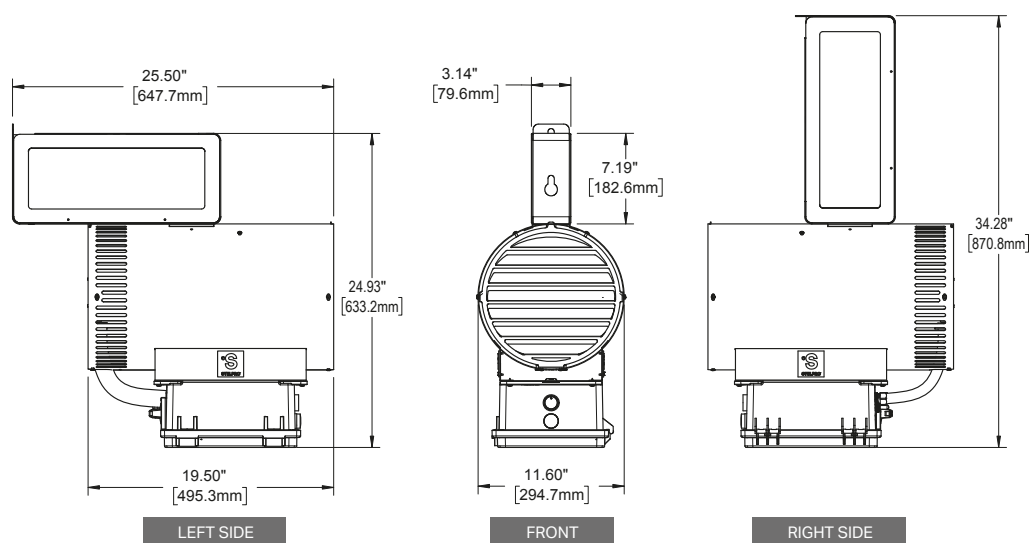




TECHNICAL SPECIFICATIONS

WITHOUT CONTROL	BUILT-IN THERMOSTAT	POWER	VOLTAGE	THROW DISTANCE		FLOW	HEAT RISE		WEIGHT		PRICE
CODE	CODE	WATTS	VOLTS	M	FT	CFM	°C	°F	KG	LB	
SFH0521DISCHAR	SFH0521TDISCHAR	5000/3750	240/208	3	10	450	20	35	16	35	2 170.00

TECHNICAL DRAWINGS



SHU | OXFORD™

COMMERCIAL AND INDUSTRIAL UNIT HEATER



OXFORD™
SERIES | SÉRIE



THE POWER OF DISPERSION

Stelpro designs heaters for all circumstances. Take the SHU, the large volume heater that is distinguished by its appealing appearance, its manufacturing and its sturdy composition. It is usually installed in large garages, but it is not uncommon for it to be seen in warehouses or any other kind of commercial construction site requiring a generous volume of heat. The SHU works with great ease and has an incredible power scale from 2 kW to 60 kW. What could be better!

- **INSTANT HEAT**
- **PERMANENTLY LUBRICATED MOTOR**
- **WIDE RANGE OF POWER:
2 KW TO 60 KW**
- **WALL OR CEILING INSTALLATION
BRACKET INCLUDED**

COLOUR

- charcoal

FINISH

- epoxy-polyester powdercoat

MANUFACTURING

- heavy-duty, 18-gauge steel cabinet
- adjustable louvers and protective screen
- thermal protection with automatic reset

MOTOR

- permanently enclosed lubricated ball bearing motor for long-lasting operation

ELEMENT

- nichrome element produces instant heat

CONTROL

- connection of multiple units to the same thermostat is possible with a relay kit without transformer (optional) and an external transformer (not provided)

INSTALLATION

- wall or ceiling mounted with universal mounting bracket (included)
- minimum distance from adjacent walls: 6 in. (2 kW to 30 kW units), 12 in. (40 kW to 60 kW units)
- mounting heights: 2 to 8 ft. (2 kW to 10 kW units), 2 to 10 ft. (15 kW to 30 kW units), 15 to 20 ft. (40 kW to 60 kW units)

WARRANTY

- three years

IDEAL FOR:

warehouse, factory, indoor parking garage,
large industrial and commercial spaces, crawl space

°**STELPRO**

Stelpro reserves the right to modify descriptions, manufacturing specifications or prices without prior notice. No returns accepted on optional-colour products. For all the latest models and prices, please refer to our website at www.stelpro.com.



TECHNICAL SPECIFICATIONS

WITHOUT CONTROL		BUILT-IN THERMOSTAT		240 V CONTROL		24 V CONTROL		VOLTAGE	POWER	FLOW
CODE	PRICE	CODE	PRICE	CODE	PRICE	CODE	PRICE	VOLTS	KW	CFM
SHU0281CHAR	1 385,00	SHU0281TCHAR	1 484,00	SHU0281CCHAR	1 504,00	SHU0281C24CHAR	1 565,00	208	2	250
---	---	SHU0283CTCHAR*	1 603,00	SHU0283CCHAR*	1 504,00	SHU0283C24CHAR*	1 565,00	208	2	250
SHU0221CHAR	1 385,00	SHU0221TCHAR	1 484,00	SHU0221CCHAR	1 504,00	SHU0221C24CHAR	1 565,00	240/208	2/1.5	250
---	---	SHU0231CTCHAR	1 877,00	SHU0231CCHAR	1 778,00	SHU0231C24CHAR	1 837,00	347	2	250
---	---	SHU0261CTCHAR	1 877,00	SHU0261CCHAR	1 778,00	SHU0261C24CHAR	1 837,00	600	2	250
---	---	SHU0263CTCHAR*	1 877,00	SHU0263CCHAR*	1 778,00	SHU0263C24CHAR*	1 837,00	600	2	250
SHU0381CHAR	1 385,00	SHU0381TCHAR	1 484,00	SHU0381CCHAR	1 504,00	SHU0381C24CHAR	1 565,00	208	3	250
---	---	SHU0383CTCHAR*	1 603,00	SHU0383CCHAR*	1 504,00	SHU0383C24CHAR*	1 565,00	208	3	250
SHU0321CHAR	1 385,00	SHU0321TCHAR	1 484,00	SHU0321CCHAR	1 504,00	SHU0321C24CHAR	1 565,00	240/208	3/2.3	250
---	---	SHU0331CTCHAR	1 935,00	SHU0331CCHAR	1 834,00	SHU0331C24CHAR	1 894,00	347	3	250
---	---	SHU0361CTCHAR	1 935,00	SHU0361CCHAR	1 834,00	SHU0361C24CHAR	1 894,00	600	3	250
---	---	SHU0363CTCHAR*	1 935,00	SHU0363CCHAR*	1 834,00	SHU0363C24CHAR*	1 894,00	600	3	250
SHU0481CHAR	1 397,00	SHU0481TCHAR	1 497,00	SHU0481CCHAR	1 516,00	SHU0481C24CHAR	1 578,00	208	4	250
---	---	SHU0483CTCHAR*	1 617,00	SHU0483CCHAR*	1 516,00	SHU0483C24CHAR*	1 578,00	208	4	250
SHU0421CHAR	1 397,00	SHU0421TCHAR	1 497,00	SHU0421CCHAR	1 516,00	SHU0421C24CHAR	1 578,00	240/208	4/3	250
---	---	SHU0431CTCHAR	1 977,00	SHU0431CCHAR	1 877,00	SHU0431C24CHAR	1 939,00	347	4	250
---	---	SHU0461CTCHAR	1 977,00	SHU0461CCHAR	1 877,00	SHU0461C24CHAR	1 939,00	600	4	250
---	---	SHU0463CTCHAR*	1 977,00	SHU0463CCHAR*	1 877,00	SHU0463C24CHAR*	1 939,00	600	4	250
---	---	SHU0581TCHAR	1 723,00	SHU0581CCHAR	1 745,00	SHU0581C24CHAR	1 803,00	208	5	450
---	---	SHU0583CTCHAR*	1 844,00	SHU0583CCHAR*	1 745,00	SHU0583C24CHAR*	1 803,00	208	5	450
SHU0521CHAR	1 624,00	SHU0521TCHAR	1 723,00	SHU0521CCHAR	1 745,00	SHU0521C24CHAR	1 803,00	240/208	5/3.8	450
---	---	SHU0531CTCHAR	2 041,00	SHU0531CCHAR	1 941,00	SHU0531C24CHAR	2 000,00	347	5	450
---	---	SHU0561CTCHAR	2 041,00	SHU0561CCHAR	1 941,00	SHU0561C24CHAR	2 000,00	600	5	450
---	---	SHU0563CTCHAR*	2 041,00	SHU0563CCHAR*	1 941,00	SHU0563C24CHAR*	2 000,00	600	5	450
---	---	SHU0781CTCHAR	2 594,00	SHU0781CCHAR	2 495,00	SHU0781C24CHAR	2 555,00	208	7.5	700
---	---	SHU0783CTCHAR*	2 594,00	SHU0783CCHAR*	2 495,00	SHU0783C24CHAR*	2 555,00	208	7.5	700
---	---	SHU0721CTCHAR	2 594,00	SHU0721CCHAR	2 495,00	SHU0721C24CHAR	2 555,00	240/208	7.5/5.6	700
---	---	SHU0731CTCHAR	2 914,00	SHU0731CCHAR	2 814,00	SHU0731C24CHAR	2 873,00	347	7.5	700
---	---	SHU0761CTCHAR	2 914,00	SHU0761CCHAR	2 814,00	SHU0761C24CHAR	2 873,00	600	7.5	700
---	---	SHU0763CTCHAR*	2 914,00	SHU0763CCHAR*	2 814,00	SHU0763C24CHAR*	2 873,00	600	7.5	700
---	---	SHU1081CTCHAR	2 726,00	SHU1081CCHAR	2 625,00	SHU1081C24CHAR	2 685,00	208	10	700
---	---	SHU1083CTCHAR*	2 726,00	SHU1083CCHAR*	2 625,00	SHU1083C24CHAR*	2 685,00	208	10	700
---	---	SHU1021CTCHAR	2 726,00	SHU1021CCHAR	2 625,00	SHU1021C24CHAR	2 685,00	240/208	10/7.5	700
---	---	SHU1031CTCHAR	2 953,00	SHU1031CCHAR	2 849,00	SHU1031C24CHAR	2 910,00	347	10	700
---	---	SHU1061CTCHAR	2 953,00	SHU1061CCHAR	2 849,00	SHU1061C24CHAR	2 910,00	600	10	700
---	---	SHU1063CTCHAR*	2 953,00	SHU1063CCHAR*	2 849,00	SHU1063C24CHAR*	2 910,00	600	10	700
---	---	SHU1581CTCHAR	3 632,00	SHU1581CCHAR	3 534,00	SHU1581C24CHAR	3 653,00	208	15	1300
---	---	SHU1583CTCHAR*	3 632,00	SHU1583CCHAR*	3 534,00	SHU1583C24CHAR*	3 653,00	208	15	1300
---	---	SHU1521CTCHAR	3 632,00	SHU1521CCHAR	3 534,00	SHU1521C24CHAR	3 653,00	240/208	15/11.3	1300
---	---	SHU1531CTCHAR	3 632,00	SHU1531CCHAR	3 534,00	SHU1531C24CHAR	3 653,00	347	15	1300
---	---	SHU1561CTCHAR	3 632,00	SHU1561CCHAR	3 534,00	SHU1561C24CHAR	3 653,00	600	15	1300
---	---	SHU1563CTCHAR*	3 632,00	SHU1563CCHAR*	3 534,00	SHU1563C24CHAR*	3 653,00	600	15	1300
---	---	SHU2081CTCHAR	3 987,00	SHU2081CCHAR	3 885,00	SHU2081C24CHAR	4 004,00	208	20	1300
---	---	SHU2083CTCHAR*	3 987,00	SHU2083CCHAR*	3 885,00	SHU2083C24CHAR*	4 004,00	208	20	1300
---	---	SHU2021CTCHAR	3 987,00	SHU2021CCHAR	3 885,00	SHU2021C24CHAR	4 004,00	240/208	20/15	1300
---	---	SHU2031CTCHAR	3 987,00	SHU2031CCHAR	3 885,00	SHU2031C24CHAR	4 004,00	347	20	1300
---	---	SHU2063CTCHAR*	3 987,00	SHU2063CCHAR*	3 885,00	SHU2063C24CHAR*	4 004,00	600	20	1300
---	---	SHU2583CTCHAR*	4 593,00	SHU2583CCHAR*	4 491,00	SHU2583C24CHAR*	4 610,00	208	25	1300
---	---	SHU2563CTCHAR*	4 593,00	SHU2563CCHAR*	4 491,00	SHU2563C24CHAR*	4 610,00	600	25	1300
---	---	SHU3083CTCHAR*	4 677,00	SHU3083CCHAR*	4 573,00	SHU3083C24CHAR*	4 696,00	208	30	1400
---	---	SHU3063CTCHAR*	4 677,00	SHU3063CCHAR*	4 573,00	SHU3063C24CHAR*	4 696,00	600	30	1400
---	---	SHU4063CTCHAR*	6 132,00	SHU4063CCHAR*	6 031,00	SHU4063C24CHAR*	6 234,00	600	40	2100
---	---	SHU5063CTCHAR*	6 527,00	SHU5063CCHAR*	6 426,00	SHU5063C24CHAR*	6 627,00	600	50	2100
---	---	SHU6063CTCHAR*	7 168,00	SHU6063CCHAR*	7 069,00	SHU6063C24CHAR*	7 268,00	600	60	2100

* Three-phase unit that can be field-converted to a single phase unit.

* Three-phase unit

Models also available in 277 V and 480 V.

--- not available

ACCESSORIES

PRODUCT	DESCRIPTION	PRICE
SHUT1	built-in single pole thermostat (capillary)	122.00
SHUT2	built-in double pole thermostat (capillary)	183.00
SHUFS*	fan switch	93.00
SHUDIS*	disconnect switch [80 A]	259.00
SHUC24RX*	relay kit without transfo. 24 V (208-240 V except SHU0521/SHU0581)	189.00
SHUC24RX-5*	relay kit without transfo. 24 V (277-600 V SHU0521/SHU0581 included)	189.00
SHUFS-RCV*	remote control circuit for ventilation mode 240 V	93.00

* Factory installed

THROW DISTANCE AND HEAT RISE

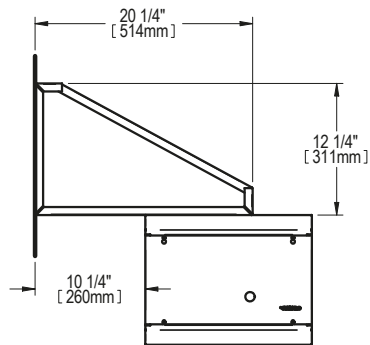
UNITS	THROW DISTANCE		HEAT RISE	
	M	FT	°C	°F
2	8.5	28	14	25
3	8.5	28	22	38
4	8.5	28	28	51
5	9.4	31	20	35
7.5	9.4	31	19	34
10	9.4	31	25	45
15	10.7	35	20	36
20	11.3	37	27	49
25	10.2	33'6"	34	61
30	10.7	35	38	68
40	10.7	35	33	60
50	10.7	35	42	75
60	10.7	35	50	90



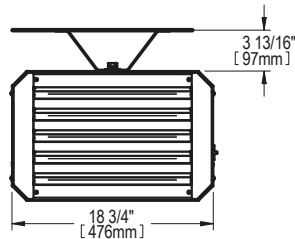
TECHNICAL DRAWINGS

2 KW TO 10 KW UNITS

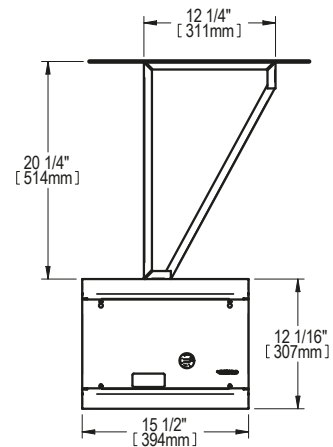
weight: approx. 40 lb (18 kg)



LEFT SIDE



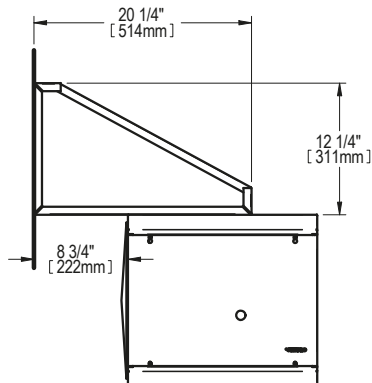
FRONT



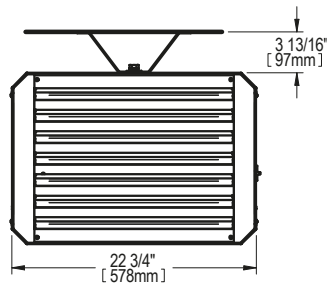
RIGHT SIDE

15 KW TO 30 KW UNITS

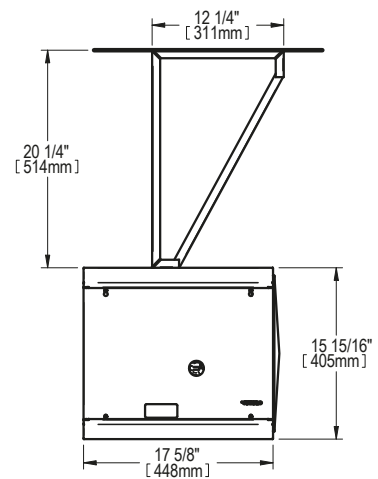
weight: approx. 67 lb (30 kg)



LEFT SIDE



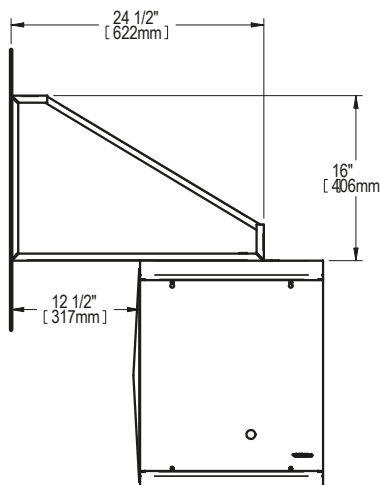
FRONT



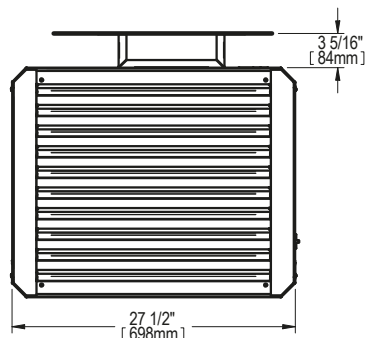
RIGHT SIDE

40 KW TO 60 KW UNITS

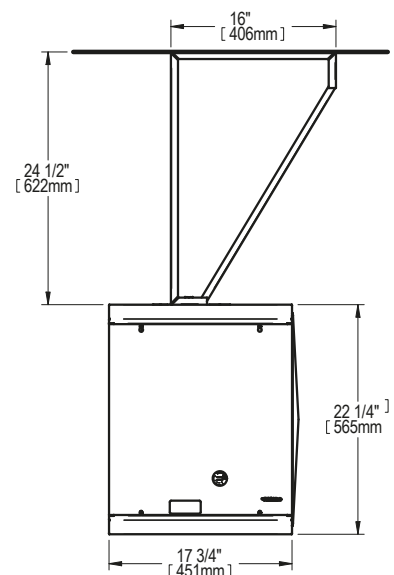
weight: approx. 100 lb (45 kg)



LEFT SIDE



FRONT



RIGHT SIDE

VUH | OXFORD™

VERTICAL UNIT HEATER



OXFORD™
SERIES | SÉRIE

Triple cone unit (optional cone)



A MAMMOTH TO HEAT LARGE AREAS

The VUH not only impresses with its good looks but also its great, powerful and uncompromising operation. The greatest strength of this unit is its mode of operation; it is designed to circulate air continuously. The unit is responsible for recirculating the warm air that is often trapped near the ceiling and masterfully redirects it down 360°. The VUH, available from 5 kW to 60 kW, is an excellent choice for heating large areas.

- **HEAT RECYCLING SYSTEM**
DRAWS IN THE WARM AIR AT THE CEILING AND REDIRECTS IT WHERE IT IS NEEDED MOST
- **OPTIONAL CONE DIFFUSERS**
THREE SIZES AVAILABLE FOR BETTER AIR DISTRIBUTION
- **FULLY ENCLOSED MOTOR**
WITH BALL BEARINGS
- **PERFECT FOR LARGE SPACES**
WITH HIGH CEILINGS

COLOUR

- charcoal

FINISH

- epoxy-polyester powdercoat

MANUFACTURING

- heavy-duty, 16-gauge steel cabinet
- three sizes of cone diffusers available for better air distribution
- thermal protection with automatic reset

MOTOR

- totally enclosed with ball bearings

ELEMENT

- tubular element sheathed with spiral-wound fins for improved heat dissipation

CONTROL

- 24 V, 120 V or 240 V control circuit
- terminal block for remote fan control
- all units have factory installed contactors
- connection of multiple units to the same thermostat is possible with a relay kit without transformer (optional) and an external transformer (not provided)

INSTALLATION

- 4 1/2 in. (12.7 mm) mounting holes (5 kW to 10 kW units) for threaded rods (13-thread) (threaded rods not provided)
- four eyebolts for chain suspension (15 kW to 60 kW units)

WARRANTY

- three years

IDEAL FOR:

warehouse, factory, indoor parking garage, large industrial and commercial spaces

°**STELPRO**

Stelpro reserves the right to modify descriptions, manufacturing specifications or prices without prior notice. No returns accepted on optional-colour products. For all the latest models and prices, please refer to our website at www.stelpro.com.



TECHNICAL SPECIFICATIONS

240 V CONTROL		24 V CONTROL	120 V CONTROL		POWER	VOLTAGE	PHASE	FLOW	MOTOR	HEAT RISE		WEIGHT	
CODE	PRICE	CODE	CODE	PRICE	KILOWATTS	VOLTS	NB.	CFM	HP	°C	°F	KG	LB
VUH0581CCHAR	3 450.00	VUH0581C24CHAR	VUH0581C120CHAR	3 670.00	5	208	1	450	1/25	20	35	34.0	75
VUH0583CCHAR	3 450.00	VUH0583C24CHAR	VUH0583C120CHAR	3 670.00	5	208	3	450	1/25	20	35	34.0	75
VUH0521CCHAR	3 450.00	VUH0521C24CHAR	VUH0521C120CHAR	3 670.00	5/3.75	240/208	1	450	1/25	20	35	34.0	75
VUH0531CCHAR	3 555.00	VUH0531C24CHAR	VUH0531C120CHAR	3 778.00	5	347	1	450	1/25	20	35	34.0	75
VUH0563CCHAR	3 555.00	VUH0563C24CHAR	VUH0563C120CHAR	3 778.00	5	600	3	450	1/25	20	35	34.0	75
VUH0783CCHAR	3 502.00	VUH0783C24CHAR	VUH0783C120CHAR	3 721.00	7.5	208	3	600	1/25	22	39	34.0	75
VUH0721CCHAR	3 502.00	VUH0721C24CHAR	VUH0721C120CHAR	3 721.00	7.5/5.63	240/208	1	600	1/25	22	39	34.0	75
VUH0731CCHAR	3 607.00	VUH0731C24CHAR	VUH0731C120CHAR	3 830.00	7.5	347	1	600	1/25	22	39	34.0	75
VUH0763CCHAR	3 607.00	VUH0763C24CHAR	VUH0763C120CHAR	3 830.00	7.5	600	3	600	1/25	22	39	34.0	75
VUH1083CCHAR	3 571.00	VUH1083C24CHAR	VUH1083C120CHAR	3 792.00	10	208	3	750	1/25	23	42	34.0	75
VUH1021CCHAR	3 571.00	VUH1021C24CHAR	VUH1021C120CHAR	3 792.00	10/7.5	240/208	1	750	1/25	23	42	34.0	75
VUH1031CCHAR	3 680.00	VUH1031C24CHAR	VUH1031C120CHAR	3 902.00	10	347	1	750	1/25	23	42	34.0	75
VUH1063CCHAR	3 680.00	VUH1063C24CHAR	VUH1063C120CHAR	3 902.00	10	600	3	750	1/25	23	42	34.0	75
VUH1583CCHAR	5 881.00	VUH1583C24CHAR	VUH1583C120CHAR	6 105.00	15	208	3	1200	1/3	22	39	47.6	105
VUH1521CCHAR	5 881.00	VUH1521C24CHAR	VUH1521C120CHAR	6 105.00	15/11.25	240/208	1	1200	1/3	22	39	47.6	105
VUH1563CCHAR	6 052.00	VUH1563C24CHAR	VUH1563C120CHAR	6 275.00	15	600	3	1200	1/3	22	39	47.6	105
VUH2083CCHAR	6 080.00	VUH2083C24CHAR	VUH2083C120CHAR	6 302.00	20	208	3	1600	1/3	22	39	47.6	105
VUH2021CCHAR	6 080.00	VUH2021C24CHAR	VUH2021C120CHAR	6 302.00	20/15	240/208	1	1600	1/3	22	39	47.6	105
VUH2063CCHAR	6 266.00	VUH2063C24CHAR	VUH2063C120CHAR	6 488.00	20	600	3	1600	1/3	22	39	47.6	105
VUH2583CCHAR	6 201.00	VUH2583C24CHAR	VUH2583C120CHAR	6 425.00	25	208	3	2000	1/3	22	39	47.6	105
VUH2521CCHAR	6 201.00	VUH2521C24CHAR	VUH2521C120CHAR	6 425.00	25/18.75	240/208	1	2000	1/3	22	39	47.6	105
VUH2563CCHAR	6 396.00	VUH2563C24CHAR	VUH2563C120CHAR	6 617.00	25	600	3	2000	1/3	22	39	47.6	105
VUH3083CCHAR	6 315.00	VUH3083C24CHAR	VUH3083C120CHAR	6 538.00	30	208	3	2300	1/3	23	41	47.6	105
VUH3021CCHAR	6 315.00	VUH3021C24CHAR	VUH3021C120CHAR	6 538.00	30/22.5	240/208	1	2300	1/3	23	41	47.6	105
VUH3063CCHAR	6 508.00	VUH3063C24CHAR	VUH3063C120CHAR	6 730.00	30	600	3	2300	1/3	23	41	47.6	105
VUH4063CCHAR	8 547.00	VUH4063C24CHAR	VUH4063C120CHAR	8 770.00	40	600	3	4000	3/4	18	32	90.7	200
VUH5063CCHAR	9 577.00	VUH5063C24CHAR	VUH5063C120CHAR	9 797.00	50	600	3	4000	3/4	22	39	90.7	200
VUH6063CCHAR	10 540.00	VUH6063C24CHAR	VUH6063C120CHAR	10 759.00	60	600	3	4800	3/4	22	39	90.7	200

The C24 code applies only to the thermostat. The fan remains energized at 240 V.

ACCESSORIES

PRODUCT	DESCRIPTION	PRICE
VUHFS*	fan switch	88.00
VUHC24RX*	relay kit without transformer 24 V	188.00
VUHDIS80CHAR*	disconnect switch [80 A]	484.00
VUHDIS100CHAR*	disconnect switch [100 A]	852.00
VUHDIS200CHAR*	disconnect switch [200 A]	1 610.00

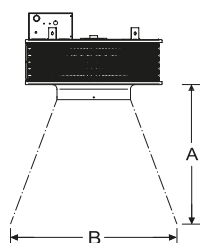
* Factory installed



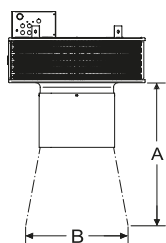
CONE DIFFUSERS AND THROW DISTANCES

PRODUCT	TYPE	POWER	WEIGHT		SURFACE A		SURFACE B		PRICE
CODE	CONE	KILOWATTS	KG	LB	M	FT.	M	FT.	
---	WITHOUT CONE	5-10	---	---	3.7	12	5.8	19	---
---	WITHOUT CONE	15-30	---	---	6.1	20	8.3	27	---
---	WITHOUT CONE	40-60	---	---	9.1	30	14.0	46	---
VUHJC1CHAR	JET	5-10	2.3	5	4.3	14	4.9	16	154.00
VUHJC2CHAR	JET	15-30	2.3	5	6.7	22	6.1	20	202.00
VUHJC3CHAR	JET	40-60	2.3	5	9.8	32	9.1	30	283.00
VUHSC2CHAR	SINGLE	15-30	5	11	3.7	12	9.5	31	693.00
VUHSC3CHAR	SINGLE	40-60	5	11	4.9	16	10.0	33	1 090.00
VUH3C1CHAR	TRIPLE	5-10	10	22	3.1	10	9.5	31	1 013.00
VUH3C2CHAR	TRIPLE	15-30	10	22	4.2	15	14.0	46	1 273.00
VUH3C3CHAR	TRIPLE	40-60	10	22	6.1	20	15.0	49	1 993.00
VUH4C1CHAR	QUADRUPLE	5-10	15	33	3.1	10	10.4	34	1 274.00
VUH4C2CHAR	QUADRUPLE	15-30	15	33	4.2	15	15.3	50	1 605.00
VUH4C3CHAR	QUADRUPLE	40-60	15	33	6.1	20	17.1	56	2 524.00

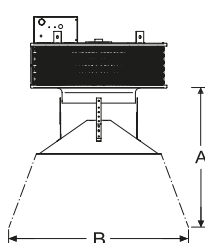
WITHOUT CONE



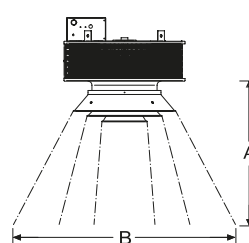
JET CONE



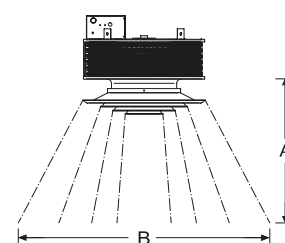
SINGLE CONE



TRIPLE CONE

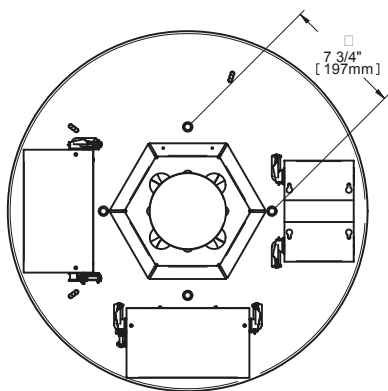


QUADRUPLE CONE

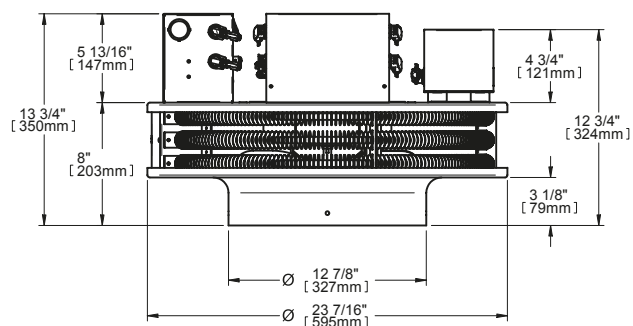


TECHNICAL DRAWINGS

5 KW TO 10 KW UNITS

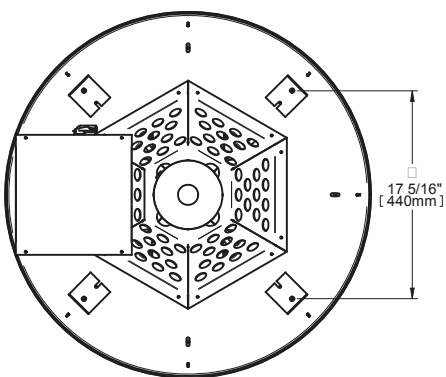


TOP

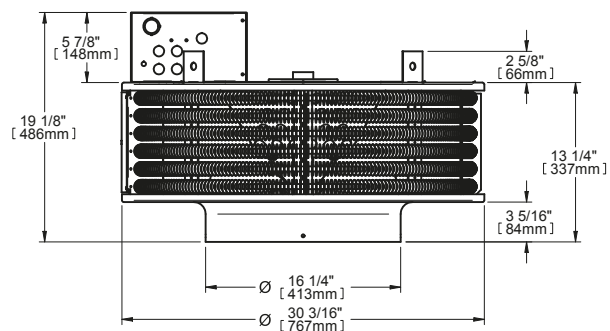


FRONT

15 KW TO 30 KW UNITS

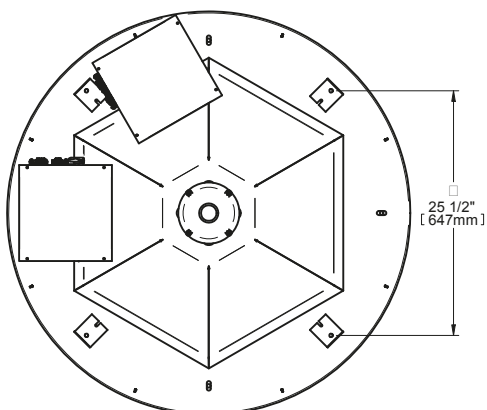


TOP

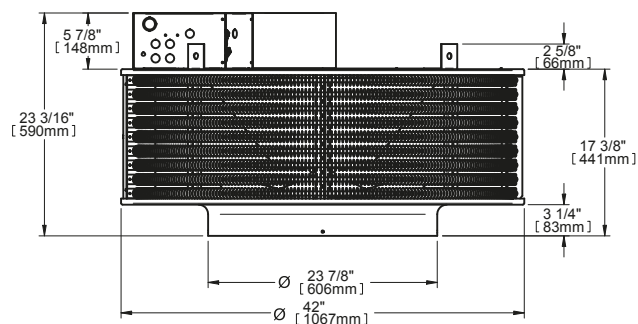


FRONT

40 KW TO 60 KW UNITS



TOP



FRONT

SWU

WASHDOWN UNIT HEATER



RELIABLE, RESISTANT AND SELF-CONTAINED

The Stelpro SWU washdown unit heater is the perfect solution to the problem of comfort heating in environments where moisture and corrosion exist. The washdown heater is corrosion resistant, totally enclosed and watertight making it ideal for industrial heating applications. Available in several wattages (2 kW to 47 kW) and voltages (120 V, 208 V, 240 V and 600 V) this rugged unit will meet your toughest needs.

■ DESIGNED FOR HEATING LOCATIONS WHERE MOISTURE AND CORROSION EXIST

■ CORROSION-RESISTANT STAINLESS STEEL CONSTRUCTION

■ WASHABLE WATERTIGHT CONSTRUCTION

■ LARGE SELECTION OF MODELS SEVERAL WATTAGES, VOLTAGES AND PHASES

FINISH

- stainless steel

MANUFACTURING

- heavy 16-gauge stainless steel housing
- adjustable stainless steel louvers (can be rotated 90°)
- non-metallic control enclosure (meets NEMA 4X hose-down requirements)
- thermal protection with automatic reset

MOTOR

- totally enclosed, epoxy-coated and permanently lubricated ball bearing motor
- powder-coated aluminum fan blade

ELEMENTS

- industrial grade, type 316 stainless steel tubular elements with stainless steel fins

CONTROL

- factory mounted
- housed in a non-metallic enclosure
- includes a thermal protection with automatic reset, fan delay relay, controlling contactor transformer for 24 V control circuit, terminal block for field wiring and a separate motor contactor that can be used when required

INSTALLATION

- wall or ceiling mounted with stainless steel swivel mounting bracket (included)
- ceiling mounted with 4 3/8-16 threaded rods (not provided – if the swivel mounting bracket is not required, choose the SWU-B or SWU-B1 options)

WARRANTY

- one year

IDEAL FOR:

car wash, steel mill and foundry, cement plant, wood finishing plant, dairy, food processing plant, marine installation, power station, wastewater treatment plant, swimming pool area

°STELPRO

Stelpro reserves the right to modify descriptions, manufacturing specifications or prices without prior notice. No returns accepted on optional-colour products. For all the latest models and prices, please refer to our website at www.stelpro.com.



TECHNICAL SPECIFICATIONS

WITHOUT CONTROL		BUILT-IN THERMOSTAT		POWER	VOLTAGE	PHASE	AMPERAGE	MOTOR	APPROX. AIR TEMPERATURE RISE (DELTA ΔT)	
CODE	PRICE	CODE	PRICE	KW	VOLTS	NB.	AMPERES	HP	°C	°F
SWU0211	5 455.00	SWU0211-T	5 834.00	2	120	1	21	1/4	5	9
SWU0281	5 455.00	SWU0281-T	5 834.00	2	208	1	12	1/4	5	9
SWU0221	5 455.00	SWU0221-T	5 834.00	2	240	1	11	1/4	5	9
SWU0311	5 455.00	SWU0311-T	5 834.00	3	120	1	29	1/4	8	14
SWU0381	5 455.00	SWU0381-T	5 834.00	3	208	1	17	1/4	8	14
SWU0321	5 455.00	SWU0321-T	5 834.00	3	240	1	15	1/4	8	14
SWU0383	5 455.00	SWU0383-T	5 834.00	3	208	3	8	1/4	8	14
SWU0323	5 455.00	SWU0323-T	5 834.00	3	240	3	11	1/4	8	14
SWU0363	5 455.00	SWU0363-T	5 834.00	3	600	3	4	1/4	8	14
SWU0581	5 518.00	SWU0581-T	5 896.00	5	208	1	27	1/4	13	24
SWU0521	5 518.00	SWU0521-T	5 896.00	5	240	1	23	1/4	13	24
SWU0583	5 518.00	SWU0583-T	5 896.00	5	208	3	12	1/4	13	24
SWU0523	5 518.00	SWU0523-T	5 896.00	5	240	3	16	1/4	13	24
SWU0563	5 518.00	SWU0563-T	5 896.00	5	600	3	8	1/4	13	24
SWU0881	5 651.00	SWU0881-T	6 029.00	7.5	208	1	39	1/4	19	35
SWU0821	5 651.00	SWU0821-T	6 029.00	7.5	240	1	34	1/4	19	35
SWU0883	5 651.00	SWU0883-T	6 029.00	7.5	208	3	23	1/4	19	35
SWU0823	5 651.00	SWU0823-T	6 029.00	7.5	240	3	21	1/4	19	35
SWU0863	5 651.00	SWU0863-T	6 029.00	7.5	600	3	9	1/4	19	35
SWU0981	5 796.00	SWU0981-T	6 173.00	9	208	1	46	1/4	11	20
SWU0921	5 796.00	SWU0921-T	6 173.00	9	240	1	40	1/4	11	20
SWU0983	5 796.00	SWU0983-T	6 173.00	9	208	3	28	1/4	11	20
SWU0923	5 796.00	SWU0923-T	6 173.00	9	240	3	24	1/4	11	20
SWU0963	5 796.00	SWU0963-T	6 173.00	9	600	3	10	1/4	11	20
SWU1021	5 931.00	SWU1021-T	6 312.00	10	240	1	44	1/4	12	22
SWU1083	5 931.00	SWU1083-T	6 312.00	10	208	3	22	1/4	12	22
SWU1023	5 931.00	SWU1023-T	6 312.00	10	240	3	27	1/4	12	22
SWU1063	5 931.00	SWU1063-T	6 312.00	10	600	3	11	1/4	12	22
SWU1283	5 984.00	SWU1283-T	6 365.00	12	208	3	36	1/4	14	26
SWU1223	5 984.00	SWU1223-T	6 365.00	12	240	3	32	1/4	14	26
SWU1263	5 984.00	SWU1263-T	6 365.00	12	600	3	13	1/4	14	26
SWU1383	8 138.00	SWU1383-T	8 519.00	12.5	208	3	37	1/4	9	17
SWU1323	8 138.00	SWU1323-T	8 519.00	12.5	240	3	33	1/4	9	17
SWU1363	8 138.00	SWU1363-T	8 519.00	12.5	600	3	14	1/4	9	17
SWU1583	8 224.00	SWU1583-T	8 606.00	15	208	3	44	1/4	12	21
SWU1523	8 224.00	SWU1523-T	8 606.00	15	240	3	39	1/4	12	21
SWU1563	8 224.00	SWU1563-T	8 606.00	15	600	3	16	1/4	12	21
SWU2063	8 305.00	SWU2063-T	8 686.00	20	600	3	21	1/4	16	28
SWU2563	8 325.00	SWU2563-T	8 703.00	25	600	3	26	1/4	19	35
SWU3063	8 454.00	SWU3063-T	8 835.00	30	600	3	31	1/4	23	42
SWU3563	8 513.00	SWU3563-T	8 893.00	35	600	3	35	1/4	27	48
SWU3863	8 600.00	SWU3863-T	8 980.00	38.4	600	3	38	1/4	30	54
SWU4763	9 007.00	SWU4763-T	9 388.00	47	600	3	47	1/4	36	64

Models also available in 277 V and 480 V.

OPTIONS AND ACCESSORIES

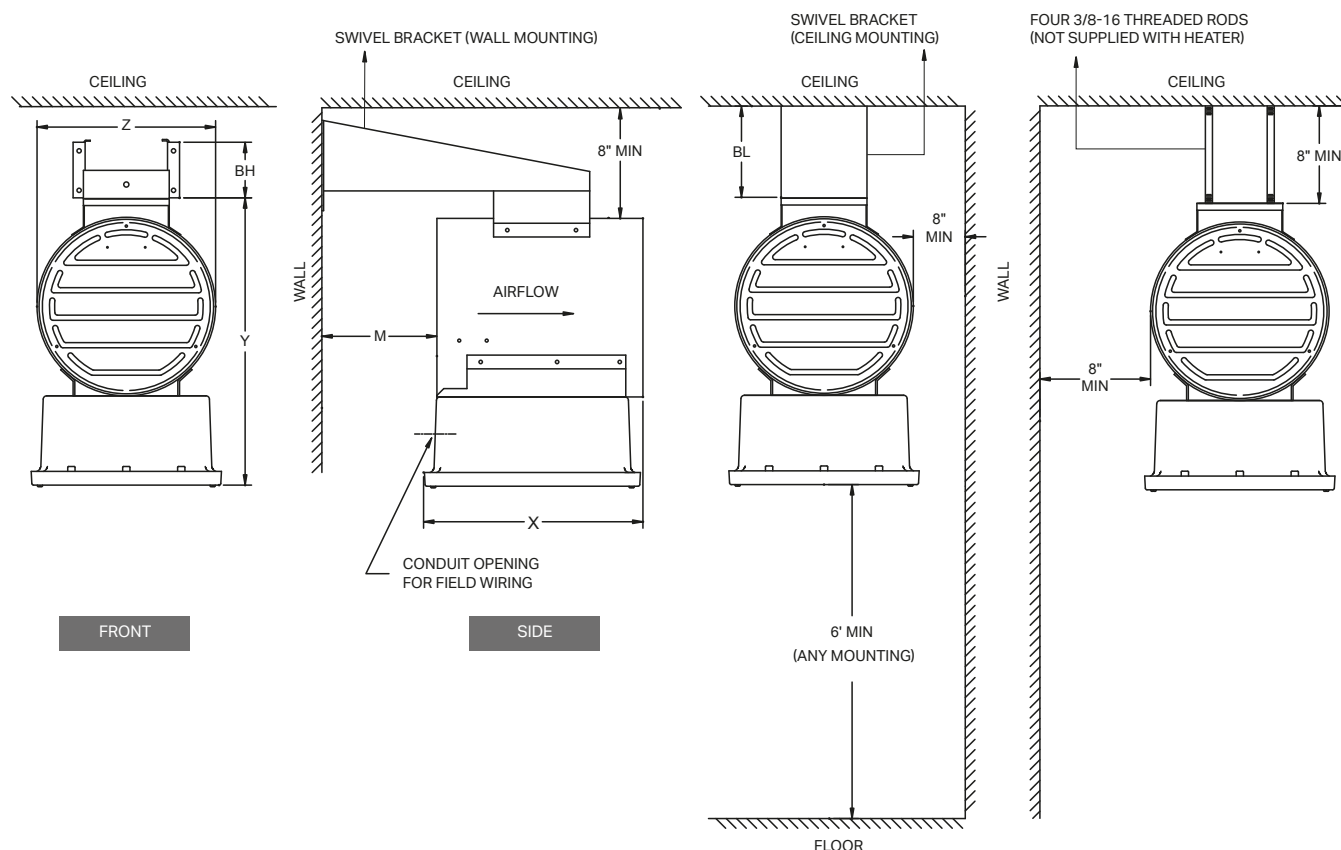
CODE	DESCRIPTION	PRICE
SWU-B	swivel mounting bracket not included; option when field furnished threaded rods are used for units up to 12 kW	---
SWU-B1	swivel mounting bracket not included; option when field furnished threaded rods are used for units over 12 kW	---
SWU-D*	power disconnect switch	802.00
SWU-L*	"heater on" pilot light	508.00
SWU-M*	secondary manual reset/thermal protection	508.00
SWU-S*	three-position selector switch (heater-standby-fan)	740.00
SWU-V*	120 volt control circuit	433.00
SWUT1	washdown/corrosion resistant wall-mounted thermostat for non-hazardous locations 4°C-38°C (40°F-100°F) range	567.00
SWU-E*	monel finned tubular elements (up to 20 kW)	1 172.00
SWU-E1*	monel finned tubular elements (25 kW to 47 kW)	3 754.00

* Factory installed

DIMENSIONS, AIRFLOWS AND WEIGHT

		FROM 2 TO 7.5 KW	FROM 7.6 TO 12 KW	FROM 12.1 TO 47 KW
OVERALL HEATER DIMENSIONS	"X" INCH (CM)	15.5 (39)	15.5 (39)	26 (66)
	"Y" INCH (CM)	21.5 (55)	21.5 (55)	28 (71)
	"Z" INCH (CM)	13 (33)	13 (33)	20 (51)
MOUNTING HOLE DIMENSIONS	"BH" INCH (CM)	4.25 (11)	4.25 (11)	7.125 (18)
	"BL" INCH (CM)	19.5 (50)	19.5 (50)	22.25 (57)
	"M" INCH (CM)	8.5 (22)	8.5 (22)	3.25 (8)
AIRFLOW CHARACTERISTICS	AIR VOLUME CFM (CUBIC METERS/HR)	700 (1189)	1450 (2463)	2400 (4077)
	AIR THROW FEET (M)	26 (8)	43 (13)	50 (15)
	OUTLET VELOCITY FPM (METERS/MIN)	760 (232)	1575 (481)	1200 (366)
WEIGHT	NET LB (KG)	56 (25)	56 (25)	115 (52)
	SHIPPING LB (KG)	70 (32)	70 (32)	130 (60)

TECHNICAL DRAWINGS AND INSTALLATION



SIRH | ZENITH™

INFRARED RADIANT HEATER



ZENITH™



COMFORTABLY RADIANT!

Warm up your summer nights and autumn days with our Zenith infrared radiant heater. It's perfect for terraces, outdoor waiting areas, arenas and spas. It can even be used in hard-to-heat areas such as factories. With its 14-gauge aluminum cabinet and stainless steel grille, the Zenith is lightweight yet rugged. Now, you can create your own comfortable environment, any time of the year.

- **GENERATES INSTANT HEAT**
- **COMPACT, LIGHTWEIGHT, STURDY AND EASY TO INSTALL**
- **CLEAN ELECTRICAL ENERGY WITH NO AIR DISPLACEMENT**
- **WEATHER-RESISTANT MODELS AVAILABLE**
- **347 V MODEL AVAILABLE**

COLOUR

- black

FINISH

- super-resistant polyester powdercoat

MANUFACTURING

- 14-gauge aluminum housing
- stainless steel grille
- specialized embossed aluminum reflectors that optimize radiant efficiency and reduce glare
- standard mounting bracket (included)

LAMP

- quartz lamp with glare-reducing filter and tungsten filament produces short-wave infrared heat
- 80% radiant efficiency

CONTROL

- electronic dimmer with timer (optional) (SIRHC402-1 or independent switch*)

INSTALLATION

- on wall or ceiling with mounting bracket (included) or pole mounted (adaptor not provided), in accordance with clearances and installation heights as specified in the installation manual

WARRANTY

- three years

* The power feeding the units can be reduced using controls that meet the following requirements: the controls must be able to handle inductive and resistant loads. They must also have circuits to regulate the start-up current since this type of appliance generates a high start-up current.

IDEAL FOR:

terrace, warehouse, factory, outdoor waiting area, spa

FOR MAXIMUM EFFICIENCY

ELECTRONIC DIMMER WITH TIMER (OPTIONAL)
SIRHC402-1



°STELPRO

TECHNICAL SPECIFICATIONS

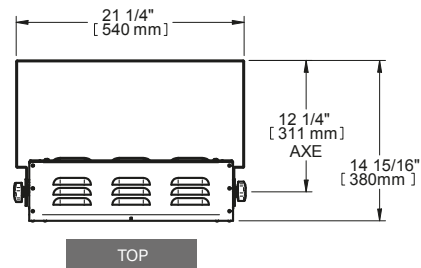
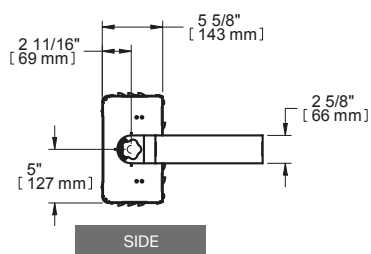
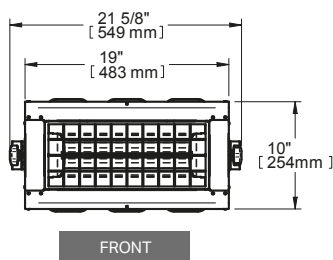
PRODUCT		WEATHER-RESISTANT		POWER	VOLTAGE	FREQUENCY	LENGTH		HEIGHT		DEPTH		WEIGHT	
CODE	PRICE	CODE	PRICE	WATTS	VOLTS	HZ	MM	IN.	MM	IN.	MM	IN.	KG	LB
SIRH1501W	937.00	SIRH1501WR	1 077.00	1500	120	60	483	19	254	10	143	5 5/8	5	11
SIRH2002W	937.00	SIRH2002WR	1 077.00	2000/1600	240/208	60	483	19	254	10	143	5 5/8	5	11
SIRH4002W	1 158.00	SIRH4002WR	1 302.00	4000/3200	240/208	60	483	19	403	15 7/8	143	5 5/8	6.25	13.8
SIRH4203W	1 412.00	SIRH4203WR	1 555.00	4180	347	60	483	19	554	21 13/16	143	5 5/8	7.4	16.3
SIRH6002W	1 506.00	SIRH6002WR	1 646.00	6000/4800	240/208	60	483	19	554	21 13/16	143	5 5/8	7.4	16.3

ACCESSORIES

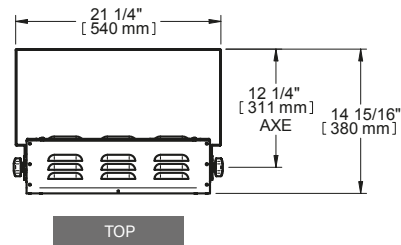
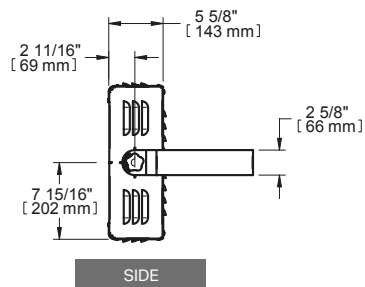
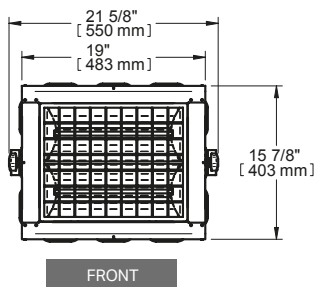
PRODUCT	DESCRIPTION	PRICE
KIT-ESIRH151	infrared replacement element 1500 W @ 120 V (SIRH1501 and SIRH4203 model)	107.00
KIT-ESIRH202	infrared replacement element 2000 W/1600 W @ 240 V/208 V	107.00
KIT-SIRH-SUP1	expandable support from 20 in. to 34 in. – 508 mm to 864 mm	450.00
SIRHC402-1	electronic dimmer with timer (silver), 4000 W/3300 W/2000 W @ 240 V/208 V/120 V max	243.00

TECHNICAL DRAWINGS

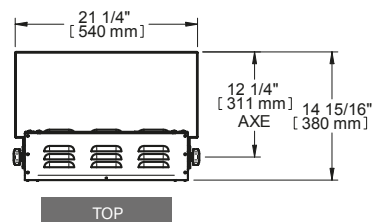
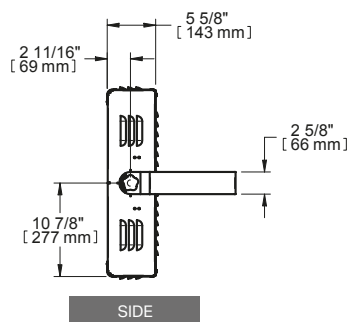
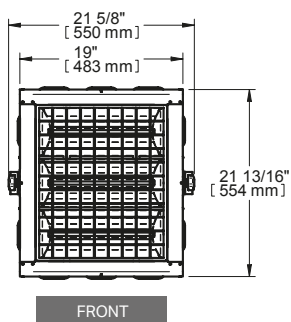
1500 W AND 2000 W MODELS



4000 W MODEL



4180 W AND 6000 W MODELS



EU | X-PRO

EXPLOSION-PROOF UNIT HEATER



X-PRO
SÉRIE/SERIES



A SAFE WAY TO HEAT

The explosion-proof unit heater from Stelpro's X-pro series is the proven choice for hazardous locations at risk of fire or explosion due to the presence of flammable and hazardous substances. Available with an array of characteristics and options, this explosion-proof unit heater is designed with both safety and versatility in mind.

- **DESIGNED FOR HEATING LOCATIONS CONSIDERED HAZARDOUS**
- **LOWEST IGNITION TEMPERATURE CODE RATING IN THE INDUSTRY: T3C, 160°C**
- **NON-TOXIC, INHIBITED, PROPYLENE GLYCOL HEAT TRANSFER FLUID**
- **LOW 70 PSIG PRESSURE RELIEF VALVE SETTING**
- **STAINLESS STEEL OPTION CORROSION-RESISTANT**
- **VAST RANGE OF POWERS AVAILABLE**

COLOUR

- beige

FINISH

- powdercoat

MANUFACTURING

- robust, 14-gauge galvanized steel cabinet
- adjustable louvers (with minimum opening safety stops)
- thermal protection with automatic reset
- thermal protection with manual reset

MOTOR

- explosion-proof double-shielded permanently lubricated ball bearing motor (with automatic reset)
- aluminum fan blade

ELEMENTS

- elements immersed in non toxic, inhibited, propylene glycol heat transfer fluid
- low 70 PSIG pressure relief valve

CONTROL

- factory mounted
- housed in a NEMA 7 or 9 cast aluminum enclosure
- automatic and manual reset overtemperature cutouts, controlling magnetic contactor and 24 V control circuit transformer included with standard built-in controls

INSTALLATION

- wall, ceiling or pole installation using mounting brackets (not included but mandatory; see the accessories table)
- approved installation locations:
 - Class I, Divisions 1 and 2, Groups C and D
 - Class II, Divisions 1 and 2, Groups E (optional), F and G
 - Class I, Zones 1 and 2, Group IIB
 - Temperature code T3C, 160 °C (320 °F)

WARRANTY

- one year

IDEAL FOR:

HAZARDOUS ENVIRONMENTS* SUCH AS:

aircraft hangar / service area, chemical storage-handling area, coal preparation plant, compressor station, grain elevator, oil refinery and rig, paint storage area, petrochemical plant, sewage pumping station / treatment plant, paint-spraying booth

* Please consult your process engineer for proper class division, groups and temperature code needed for your application.

°**STELPRO**

OPTIONS AND ACCESSORIES DESCRIPTION

CODE	DESCRIPTION
C1	316 STAINLESS STEEL CORROSION-RESISTANT CONSTRUCTION (WASTEWATER TREATMENT PLANTS) 316 stainless steel heat exchanger with aluminum fins, 316 stainless steel cabinet; aluminum fan blade; cast aluminum NEMA 7 or 9 control enclosure; corrosion resistant hardware; corrosion-resistant protective-coated motor, which has passed the ASTM B117 salt-spray test.
C2	DIRTY DUTY CORROSION-RESISTANT CONSTRUCTION (CHEMICAL PLANTS) Heresite®, coated heat exchanger, cabinet and fan blade; cast aluminum NEMA 7 or 9 control enclosure; corrosion-resistant hardware; corrosion-resistant protective-coated motor that has passed the ASTM B117 salt-spray test. For installation in chemical treatment plants where chlorine is present.
D	DISCONNECT SWITCH Factory installed on the unit heater above the control switch located on the unit. Meets NEC/CEC requirements for a disconnect.
E	GROUP E (METAL DUST) CONSTRUCTION Class II, Group E (metal dust), construction temperature code T3C, 160 °C (320 °F).
K	"WARNING" PILOT LIGHT Indicates when the thermal cutouts have tripped and the unit heater needs servicing.
L	"HEATER ON" PILOT LIGHT Indicates when the electric heating elements are energized.
M	THERMAL PROTECTION WITH MANUAL RESET, WITH BACKUP CONTACTOR A pilot duty thermal protection with manual reset with a backup contactor is provided for independent secondary overtemperature protection. This option cannot be provided if option codes S or V are also specified.
S	AUTO/FAN SELECTOR SWITCH A two-position switch wired to the control circuit for auto (automatic heat) and fan only control. This selector switch cannot be provided if option codes M or V are also specified.
T	ADJUSTABLE THERMOSTAT Factory installed and prewired to the control enclosure. Thermostat is adjustable from the 10 °C to 32 °C (50 °F to 90 °F) range.
V	120 VOLT CONTROL CIRCUIT, FUSED SECONDARY AND GROUNDED Can be provided when required for special external thermostat circuit. This option cannot be provided if option codes S or M are also specified nor can both K and L be specified.

ACCESSORIES

PRODUCT	DESCRIPTION	PRICE
EU-C1	stainless steel construction – anti corrosion for wastewater treatment plants	5 191.00
EU-C2	dirty duty corrosion resistant for chemical plants	6 816.00
EU-CMK	ceiling mounting kit – standard	253.00
EU-PMK	pole mounting kit – standard	450.00
EU-WMK	wall mounting kit – standard	450.00
EU-CMK-SS	corrosion-resistant ceiling mounting kit (stainless steel – for C1 or C2 options)	1 022.00
EU-PMK-SS	corrosion-resistant pole mounting kit (stainless steel – for C1 or C2 options)	1 022.00
EU-WMK-SS	corrosion-resistant wall mounting kit (stainless steel – for C1 or C2 options)	1 022.00
EU-D15	disconnect switch factory installed up to 480 V max 15 A (1 and 3 phases)	1 909.00
EU-D30	disconnect switch factory installed up to 277 V max 30 A (1 phase)	1 909.00
EU-D60	disconnect switch factory installed up to 600 V max 60 A (1 and 3 phases)	2 797.00
EU-E	group E construction (metal dust)	1 187.00
EU-K	warning pilot light	1 187.00
EU-L	heater on pilot light	1 187.00
EU-M	secondary thermal protection with manual reset and backup contactor	456.00
EU-S	auto/fan selector switch	1 304.00
EU-V	120 V control circuit, fused, secondary, grounded	343.00
ST-XPROEU	wall-mounted 24 V thermostat [125 V-277 V @ 22 A]; Classes I and II, Divisions 1 and 2, Groups C, D, E, F and G; 10-32 °C	736.00

TECHNICAL SPECIFICATIONS

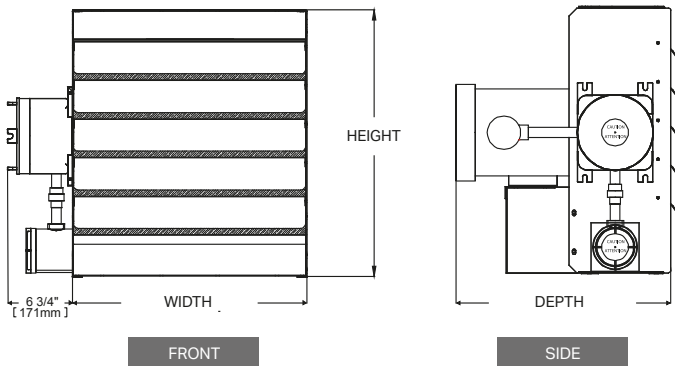
WITHOUT CONTROL		BUILT-IN THERMOSTAT		POWER	VOLTAGE	PHASE	AMPERAGE	AIR FLOW	THROW DISTANCE		MOTOR	FREQUENCY	APPROX. AIR TEMPERATURE RISE (ΔT)
CODE	PRICE	CODE	PRICE	KILOWATTS	VOLTS	NB.	AMPERES	CFM	M	FT.	HP	HZ	°C (°F)
EU233-CA-0036C	7 190.00	EU233-CA-0036C-T	7 922.00	3	208	1	17	650	4.6	15	1/4	60	8 (15)
EU233-CA-0036J	7 190.00	EU233-CA-0036J-T	7 922.00	3	240	1	15	650	4.6	15	1/4	60	8 (15)
EU233-CA-0036D	7 190.00	EU233-CA-0036D-T	7 922.00	3	208	3	10	650	4.6	15	1/4	60	8 (15)
EU233-CA-0036K	7 190.00	EU233-CA-0036K-T	7 922.00	3	240	3	9	650	4.6	15	1/4	60	8 (15)
EU233-CA-0036Z	7 190.00	EU233-CA-0036Z-T	7 922.00	3	600	3	4	650	4.6	15	1/4	60	8 (15)
EU233-CA-0056C	7 451.00	EU233-CA-0056C-T	8 186.00	5	208	1	26	650	4.6	15	1/4	60	13 (25)
EU233-CA-0056J	7 451.00	EU233-CA-0056J-T	8 186.00	5	240	1	23	650	4.6	15	1/4	60	13 (25)
EU233-CA-0056D	7 451.00	EU233-CA-0056D-T	8 186.00	5	208	3	16	650	4.6	15	1/4	60	13 (25)
EU233-CA-0056K	7 451.00	EU233-CA-0056K-T	8 186.00	5	240	3	14	650	4.6	15	1/4	60	13 (25)
EU233-CA-0056Z	7 451.00	EU233-CA-0056Z-T	8 186.00	5	600	3	6	650	4.6	15	1/4	60	13 (25)
EU233-CA-0086C	7 985.00	EU233-CA-0086C-T	8 720.00	7.5	208	1	38	850	7.6	25	1/4	60	16 (28)
EU233-CA-0086J	7 985.00	EU233-CA-0086J-T	8 720.00	7.5	240	1	34	850	7.6	25	1/4	60	16 (28)
EU233-CA-0086D	7 985.00	EU233-CA-0086D-T	8 720.00	7.5	208	3	23	850	7.6	25	1/4	60	16 (28)
EU233-CA-0086K	7 985.00	EU233-CA-0086K-T	8 720.00	7.5	240	3	20	850	7.6	25	1/4	60	16 (28)
EU233-CA-0086Z	7 985.00	EU233-CA-0086Z-T	8 720.00	7.5	600	3	9	850	7.6	25	1/4	60	16 (28)
EU233-CA-0106J	8 531.00	EU233-CA-0106J-T	9 260.00	10	240	1	44	850	7.6	25	1/4	60	21 (38)
EU233-CA-0106D	8 531.00	EU233-CA-0106D-T	9 260.00	10	208	3	30	850	7.6	25	1/4	60	21 (38)
EU233-CA-0106K	8 531.00	EU233-CA-0106K-T	9 260.00	10	240	3	26	850	7.6	25	1/4	60	21 (38)
EU233-CA-0106Z	8 531.00	EU233-CA-0106Z-T	9 260.00	10	600	3	11	850	7.6	25	1/4	60	21 (38)
EU233-CB-0156D	8 799.00	EU233-CB-0156D-T	9 530.00	15	208	3	44	1800	13.7	45	1/4	60	15 (27)
EU233-CB-0156K	8 799.00	EU233-CB-0156K-T	9 530.00	15	240	3	38	1800	13.7	45	1/4	60	15 (27)
EU233-CB-0156Z	8 799.00	EU233-CB-0156Z-T	9 530.00	15	600	3	16	1800	13.7	45	1/4	60	15 (27)
EU233-CB-0206Z	9 348.00	EU233-CB-0206Z-T	10 078.00	20	600	3	21	1800	13.7	45	1/4	60	19 (35)
EU233-CC-0256Z	10 233.00	EU233-CC-0256Z-T	10 967.00	25	600	3	25	3110	19.8	65	1/2	60	14 (26)
EU233-CC-0306Z	10 860.00	EU233-CC-0306Z-T	11 595.00	30	600	3	30	3850	22.9	75	1/2	60	13 (25)

Models also available in 480 V.

DIMENSIONS AND WEIGHT

UNITS OF	WIDTH		HEIGHT		DEPTH		WEIGHT	
	CM	IN.	CM	IN.	CM	IN.	KG	LB
3 TO 10	40.8	16 1/16	49.2	19 3/8	55.2	21 3/4	49.9	110
15 TO 20	51.3	20 3/16	59.4	23 3/8	55.2	21 3/4	68.0	150
25 TO 30	61.4	24 3/16	69.5	27 3/8	53	20 7/8	86.2	190

TECHNICAL DRAWINGS



EC | X-PRO

EXPLOSION-PROOF CONVECTOR



X-PRO
SÉRIE/SERIES



YOUR ALLY IN HAZARDOUS LOCATIONS

Stelpro's X-pro series explosion-proof convector is the unit best suited to hazardous locations at risk of fire or explosion and is available in many different wattages (from 0.5 kW to 9.5 kW) and voltages (120 V to 600 V). With many controls and options available, this heavy-duty unit is designed to meet all your needs.

■ DESIGNED FOR HEATING LOCATIONS CONSIDERED HAZARDOUS

■ THREE CLASSIFICATIONS: TWO FOR DANGEROUS GASES AND VAPORS AND ONE FOR PARTICLES OF DUST

■ IRIDITE COATING TREATMENT FOR CABINET AVAILABLE FOR NEMA3 WET LOCATIONS (OPTION EC-C1)

■ LARGE SELECTION OF MODELS SEVERAL WATTAGES, VOLTAGES AND PHASES

■ SLOPED TOP MAKING IT LESS LIKELY TO BE SAT ON OR USED AS A SHELF

COLOUR

- beige

FINISH

- powdercoat

MANUFACTURING

- 18-gauge robust galvanized steel cabinet
- corrosion resistant (EC-C1 and EC-C2 options)
- air enters at the bottom of the unit and exits at the top
- thermal protection with automatic reset
- sealed junction box

ELEMENTS

- copper tube elements with large aluminum fins

CONTROL

- wall thermostat (optional)
- built-in contactor and transformer included with single-phase units of more than 277 V or more than 22 A and for three-phase units (optional for all other units, except size 1 units)

INSTALLATION

- wall (wall support included)
- minimum distance from floor: 6 in. (152 mm)
- approved locations:
 - Class I, Divisions 1 and 2, Groups B, C and D
 - Class II, Divisions 1 and 2, Groups E, F and G
 - Class I, Zones 1 and 2, Groups IIB + H2

WARRANTY

- one year

IDEAL FOR:

HAZARDOUS ENVIRONMENTS* SUCH AS:

battery storage area, chemical handling/storage area, coal preparation plant, dry cleaning plant, gasoline storage area, grain elevator, oil refinery, paint spraying/storage area, petrochemical plant

* Please consult your process engineer for proper class division and groups needed for your application.

°**STELPRO**

Stelpro reserves the right to modify descriptions, manufacturing specifications or prices without prior notice. No returns accepted on optional-colour products. For all the latest models and prices, please refer to our website at www.stelpro.com.



OPTIONS AND ACCESSORIES DESCRIPTION

CODE	DESCRIPTION
B2*	<u>ELECTRIC CONTROL (WITHOUT THERMOSTAT)</u> Class I and II, Groups B, C, E, D, F and G, includes a contactor and a transformer (according to specifications). Required for single-phase units of more than 22 A or 277 V and three-phase units.
B2/S1*	<u>THERMOSTAT AND CONTROLS</u> Class I and II, Groups C, D, E, F and G includes a thermostat, a contactor and a transformer (according to specifications).
B3*	<u>THERMOSTAT AND CONTROLS (GROUP B)</u> Class I and II, Groups B, C, D, E, F and G includes a thermostat, a contactor and a transformer (according to specifications). The thermostat has an internal setpoint.
S1*	<u>THERMOSTAT ONLY</u> Class I and II, Groups C, D, E, F and G for single-phase units from maximum 22 A to 120 V-277 V. Use the ST-XPROEC wall thermostat for size 1 units.
S2*	<u>THERMOSTAT ONLY (GROUP B)</u> Class I and II, Groups B, C, D, E, F and G for single-phase units from maximum 22 A to 120 V-277 V. The thermostat has an internal setpoint. Use the ST-XPROEC wall thermostat for size 1 units.
EC-C1*	<u>G90 GALVANIZED STEEL UNIT RESISTANT TO WET AREAS (NEMA 3)</u> G90 galvanized steel cabinet resistant to wet areas with a baked on powder coating. Elements have a chromate coating, and unit has a gasketed terminal box cover (O ring). This option is not available for S1, B2/S1 and S2 thermostat options.
EC-C2*	<u>STAINLESS STEEL UNIT RESISTANT TO WET AND CORROSIVE AREAS (NEMA 3)</u> Stainless steel cabinet resistant to wet and corrosive areas. Elements have a chromate coating, and unit has a gasketed terminal box cover (O ring). This option is not available for S1, B2/S1 and S2 thermostat options.

* These options are not available for size 1 units.

* Units ordered with these options require a longer delay in delivery.

ACCESSORIES

PRODUCT	DESCRIPTION	PRICE
EC-C1	G90 galvanized steel cabinet resistant to wet areas	1 500.00
EC-C2	stainless steel unit resistant to wet and corrosive areas	2 184.00
ST-XPROEC	wall-mounted 24 V thermostat (with low voltage control option B2) 125-277 V @ 22 A (10-32°C) – groups C, D, E, F and G	2 211.00
ST-XPROEC-1*	wall-mounted 24 V thermostat (with low voltage control option B2) 120-240 V @ 25 A and 277 V @ 22 A (4-48°C) – groups B, C, D, E, F and G	2 211.00
ST-XPROEC-2*	wall-mounted 24 V thermostat resistant to corrosion (with low voltage control option B2) 120-240 V @ 25 A and 277 V @ 22 A (4-48 °C) – groups B, C, D, E, F and G	2 211.00

* With bulb, capillary and internal setpoint adjustment

CLASS I, DIVISIONS 1 AND 2, GROUPS B, C AND D – CLASS I, ZONES 1 AND 2, GROUP IIB + H2

IGNITION TEMPERATURE CODE: T2A, 280 °C (536 °F)

TECHNICAL SPECIFICATIONS

PRODUCT	DIMENSION AND WEIGHT*	POWER	VOLTAGE	PHASE	CONTROL INCLUDED	AMPERAGE	PRICE
CODE		KILOWATTS	VOLTS	NB.		AMPERES	
EC254-C0310052B	1	0.5	120	1	---	4.2	3 177.00
EC254-C0310052C	1	0.5	208	1	---	2.4	3 177.00
EC254-C0310052J	1	0.5	240	1	---	2.1	3 177.00
EC254-C0310102B	1	1	120	1	---	8.3	3 705.00
EC254-C0310102C	1	1	208	1	---	4.8	3 705.00
EC254-C0310102J	1	1	240	1	---	4.2	3 705.00
EC254-C0320182B	2	1.8	120	1	---	15.0	4 020.00
EC254-C0320182B-S2	2	1.8	120	1	S2	15.0	6 241.00
EC254-C0320182C	2	1.8	208	1	---	8.7	4 020.00
EC254-C0320182C-S2	2	1.8	208	1	S2	8.7	6 241.00
EC254-C0320182J	2	1.8	240	1	---	7.5	4 020.00
EC254-C0320182J-S2	2	1.8	240	1	S2	7.5	6 241.00
EC254-C0320182I-B2	2	1.8	347	1	B2	5.2	8 886.00
EC254-C0320182I-B3	2	1.8	347	1	B3	5.2	11 106.00
EC254-C0320182Z-B2	2	1.8	600	3	B2	1.7	9 308.00
EC254-C0320182Z-B3	2	1.8	600	3	B3	1.7	11 527.00

* Consult the dimensions and weight table.

Models also available in 480 V.

TECHNICAL SPECIFICATIONS (CONT'D)

PRODUCT	DIMENSION AND WEIGHT*	POWER	VOLTAGE	PHASE	CONTROL INCLUDED	AMPERAGE	PRICE
CODE		KILOWATTS	VOLTS	NB.		AMPERES	
EC254-C0320252C	2	2.5	208	1	---	12.0	4 689.00
EC254-C0320252C-S2	2	2.5	208	1	S2	12.0	6 905.00
EC254-C0320252D-B2	2	2.5	208	3	B2	6.9	7 757.00
EC254-C0320252D-B3	2	2.5	208	3	B3	6.9	9 976.00
EC254-C0320252J	2	2.5	240	1	---	10.4	4 689.00
EC254-C0320252J-S2	2	2.5	240	1	S2	10.4	6 905.00
EC254-C0320252I-B2	2	2.5	347	1	B2	7.2	9 308.00
EC254-C0320252I-B3	2	2.5	347	1	B3	7.2	11 527.00
EC254-C0320252Z-B2	2	2.5	600	3	B2	2.4	9 308.00
EC254-C0320252Z-B3	2	2.5	600	3	B3	2.4	11 527.00
EC254-C0330362C	3	3.6	208	1	---	17.3	5 225.00
EC254-C0330362C-S2	3	3.6	208	1	S2	17.3	9 667.00
EC254-C0330362D-B2	3	3.6	208	3	B2	10.0	9 308.00
EC254-C0330362D-B3	3	3.6	208	3	B3	10.0	11 527.00
EC254-C0330362J	3	3.6	240	1	---	15.0	5 225.00
EC254-C0330362J-S2	3	3.6	240	1	S2	15.0	9 667.00
EC254-C0330362I-B2	3	3.6	347	1	B2	10.4	9 308.00
EC254-C0330362I-B3	3	3.6	347	1	B3	10.4	11 527.00
EC254-C0330362Z-B2	3	3.6	600	3	B2	3.5	9 308.00
EC254-C0330362Z-B3	3	3.6	600	3	B3	3.5	11 527.00
EC254-C0330442D-B2	3	4.4	208	3	B2	12.2	9 521.00
EC254-C0330442D-B3	3	4.4	208	3	B3	12.2	11 740.00
EC254-C0330442J	3	4.4	240	1	---	18.3	6 347.00
EC254-C0330442J-S2	3	4.4	240	1	S2	18.3	10 788.00
EC254-C0330442I-B2	3	4.4	347	1	B2	12.7	9 521.00
EC254-C0330442I-B3	3	4.4	347	1	B3	12.7	11 740.00
EC254-C0330442Z-B2	3	4.4	600	3	B2	4.2	9 521.00
EC254-C0330442Z-B3	3	4.4	600	3	B3	4.2	11 740.00
EC254-C0340652D-B2	4	6.5	208	3	B2	18.1	11 108.00
EC254-C0340652D-B3	4	6.5	208	3	B3	18.1	13 327.00
EC254-C0340652J-B2	4	6.5	240	1	B2	27.1	11 108.00
EC254-C0340652J-B3	4	6.5	240	1	B3	27.1	13 327.00
EC254-C0340652I-B2	4	6.5	347	1	B2	18.7	11 108.00
EC254-C0340652I-B3	4	6.5	347	1	B3	18.7	13 327.00
EC254-C0340652Z-B2	4	6.5	600	3	B2	6.3	11 108.00
EC254-C0340652Z-B3	4	6.5	600	3	B3	6.3	13 327.00
EC254-C0340752D-B2	4	7.5	208	3	B2	20.8	11 636.00
EC254-C0340752D-B3	4	7.5	208	3	B3	20.8	13 854.00
EC254-C0340752J-B2	4	7.5	240	1	B2	31.3	11 636.00
EC254-C0340752J-B3	4	7.5	240	1	B3	31.3	13 854.00
EC254-C0340752I-B2	4	7.5	347	1	B2	21.6	11 636.00
EC254-C0340752I-B3	4	7.5	347	1	B3	21.6	13 854.00
EC254-C0340752Z-B2	4	7.5	600	3	B2	7.2	11 636.00
EC254-C0340752Z-B3	4	7.5	600	3	B3	7.2	13 854.00
EC254-C0340952D-B2	4	9.5	208	3	B2	26.4	13 072.00
EC254-C0340952D-B3	4	9.5	208	3	B3	26.4	15 294.00
EC254-C0340952J-B2	4	9.5	240	1	B2	39.6	12 356.00
EC254-C0340952J-B3	4	9.5	240	1	B3	39.6	14 573.00
EC254-C0340952I-B2	4	9.5	347	1	B2	27.4	13 350.00
EC254-C0340952I-B3	4	9.5	347	1	B3	27.4	15 573.00
EC254-C0340952Z-B2	4	9.5	600	3	B2	9.2	13 072.00
EC254-C0340952Z-B3	4	9.5	600	3	B3	9.2	15 294.00

* Consult the dimensions and weight table.
Models also available in 480 V.

CLASS I, DIVISIONS 1 AND 2, GROUPS B, C AND D – CLASS I, ZONES 1 AND 2, GROUP IIB + H2
IGNITION TEMPERATURE CODE: T3A, 180 °C (356 °F)

TECHNICAL SPECIFICATIONS							
PRODUCT	DIMENSION AND WEIGHT*	POWER	VOLTAGE	PHASE	CONTROL INCLUDED	AMPERAGE	PRICE
CODE		KILOWATTS	VOLTS	NB.		AMPERES	
EC254-C0610052B	1	0.5	120	1	---	4.2	4 020.00
EC254-C0610052C	1	0.5	208	1	---	2.4	4 020.00
EC254-C0610052J	1	0.5	240	1	---	2.1	4 020.00
EC254-C0620142B	2	1.4	120	1	---	11.7	5 291.00
EC254-C0620142B-S2	2	1.4	120	1	S2	11.7	7 512.00
EC254-C0620142C	2	1.4	208	1	---	6.7	5 291.00
EC254-C0620142C-S2	2	1.4	208	1	S2	6.7	7 512.00
EC254-C0620142J	2	1.4	240	1	---	5.8	5 291.00
EC254-C0620142J-S2	2	1.4	240	1	S2	5.8	7 512.00
EC254-C0620142I	2	1.4	347	1	B2	4.0	7 724.00
EC254-C0620142I-B3	2	1.4	347	1	B3	4.0	9 942.00
EC254-C0630232B	3	2.3	120	1	---	19.2	6 347.00
EC254-C0630232B-S2	3	2.3	120	1	S2	19.2	8 567.00
EC254-C0630232C	3	2.3	208	1	---	11.1	6 347.00
EC254-C0630232C-S2	3	2.3	208	1	S2	11.1	8 567.00
EC254-C0630232D-B2	3	2.3	208	3	B2	6.4	9 356.00
EC254-C0630232D-B3	3	2.3	208	3	B3	6.4	11 571.00
EC254-C0630232J	3	2.3	240	1	---	9.6	8 253.00
EC254-C0630232J-S2	3	2.3	240	1	S2	9.6	10 470.00
EC254-C0630232I-B2	3	2.3	347	1	B2	6.6	8 253.00
EC254-C0630232I-B3	3	2.3	347	1	B3	6.6	10 470.00
EC254-C0630232Z-B2	3	2.3	600	3	B2	2.2	9 356.00
EC254-C0630232Z-B3	3	2.3	600	3	B3	2.2	11 571.00
EC254-C0640322C	4	3.2	208	1	---	15.4	8 253.00
EC254-C0640322C-S2	4	3.2	208	1	S2	15.4	10 470.00
EC254-C0640322D-B2	4	3.2	208	3	B2	8.9	10 578.00
EC254-C0640322D-B3	4	3.2	208	3	B3	8.9	12 797.00
EC254-C0640322J	4	3.2	240	1	---	13.3	8 465.00
EC254-C0640322J-S2	4	3.2	240	1	S2	13.3	10 682.00
EC254-C0640322I-B2	4	3.2	347	1	B2	9.2	10 578.00
EC254-C0640322I-B3	4	3.2	347	1	B3	9.2	12 797.00
EC254-C0640322Z-B2	4	3.2	600	3	B2	3.1	10 578.00
EC254-C0640322Z-B3	4	3.2	600	3	B3	3.1	12 797.00
EC254-C0640502D-B2	4	5	208	3	B2	13.9	12 786.00
EC254-C0640502D-B3	4	5	208	3	B3	13.9	15 005.00
EC254-C0640502J	4	5	240	1	---	20.8	9 731.00
EC254-C0640502J-S2	4	5	240	1	S2	20.8	11 951.00
EC254-C0640502I-B2	4	5	347	1	B2	14.4	12 379.00
EC254-C0640502I-B3	4	5	347	1	B3	14.4	14 598.00
EC254-C0640502Z-B2	4	5	600	3	B2	4.8	12 786.00
EC254-C0640502Z-B3	4	5	600	3	B3	4.8	15 005.00

* Consult the dimensions and weight table.
Models also available in 480 V.
--- not available

CLASS II, DIVISIONS 1 AND 2, GROUPS E, F AND G
IGNITION TEMPERATURE CODE: T3C, 160 °C (320 °F)

TECHNICAL SPECIFICATIONS

PRODUCT	DIMENSION AND WEIGHT*	POWER	VOLTAGE	PHASE	CONTROL INCLUDED	AMPERAGE	PRICE
CODE		KILOWATTS	VOLTS	NB.		AMPERES	
EC254-C0810054B	1	0.5	120	1	---	4.2	4 130.00
EC254-C0810054C	1	0.5	208	1	---	2.4	4 130.00
EC254-C0810054J	1	0.5	240	1	---	2.1	4 130.00
EC254-C0820104B	2	1	120	1	---	8.3	5 607.00
EC254-C0820104B-S2	2	1	120	1	S2	8.3	7 826.00
EC254-C0820104C	2	1	208	1	---	4.8	5 607.00
EC254-C0820104C-S2	2	1	208	1	S2	4.8	7 826.00
EC254-C0820104J	2	1	240	1	---	4.2	5 607.00
EC254-C0820104J-S2	2	1	240	1	S2	4.2	7 826.00
EC254-C0820104I-B2	2	1	347	1	B2	2.9	8 659.00
EC254-C0820104I-B3	2	1	347	1	B3	2.9	10 877.00
EC254-C0830174B	3	1.7	120	1	---	14.2	6 770.00
EC254-C0830174B-S2	3	1.7	120	1	S2	14.2	8 990.00
EC254-C0830174C	3	1.7	208	1	---	8.2	6 770.00
EC254-C0830174C-S2	3	1.7	208	1	S2	8.2	8 990.00
EC254-C0830174J	3	1.7	240	1	---	7.1	6 770.00
EC254-C0830174J-S2	3	1.7	240	1	S2	7.1	8 990.00
EC254-C0830174I-B2	3	1.7	347	1	B2	4.9	9 792.00
EC254-C0830174I-B3	3	1.7	347	1	B3	4.9	12 011.00
EC254-C0830174Z-B2	3	1.7	600	3	B2	1.6	9 792.00
EC254-C0830174Z-B3	3	1.7	600	3	B3	1.6	12 011.00
EC254-C0840324C	4	3.2	208	1	---	15.4	8 886.00
EC254-C0840324C-S2	4	3.2	208	1	S2	15.4	11 106.00
EC254-C0840324D-B2	4	3.2	208	3	B2	8.9	11 209.00
EC254-C0840324D-B3	4	3.2	208	3	B3	8.9	13 432.00
EC254-C0840324J	4	3.2	240	1	---	13.3	8 886.00
EC254-C0840324J-S2	4	3.2	240	1	S2	13.3	11 106.00
EC254-C0840324I-B2	4	3.2	347	1	B2	9.2	11 209.00
EC254-C0840324I-B3	4	3.2	347	1	B3	9.2	13 432.00
EC254-C0840324Z-B2	4	3.2	600	3	B2	3.1	11 209.00
EC254-C0840324Z-B3	4	3.2	600	3	B3	3.1	13 432.00

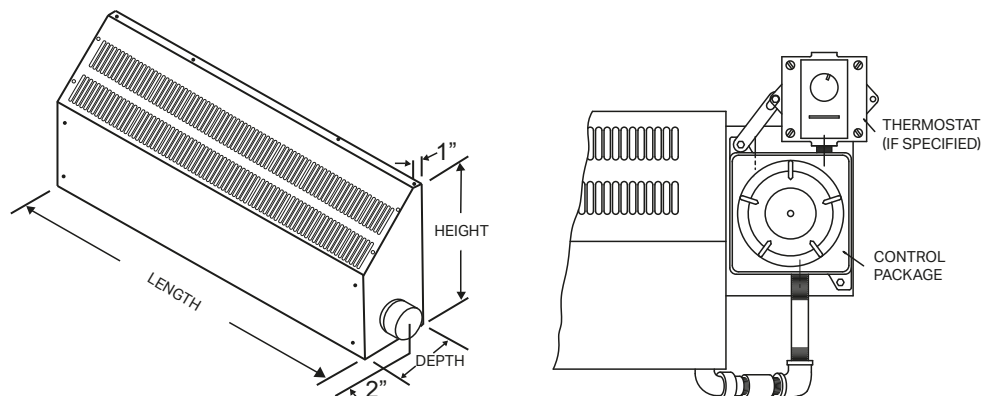
* Consult the dimensions and weight table
Models also available in 480 V.
--- not available

DIMENSIONS AND WEIGHT

UNIT SIZE	LENGTH		HEIGHT		DEPTH		WEIGHT*	
	CM	IN.	CM	IN.	CM	IN.	LB	KG
1	66	26	15	6	11	4.5	13	5.9
2	66	26	41	16	20	8	27	12.2
3	99	39	41	16	20	8	36	16.3
4	171	67.5	41	16	20	8	60	27.2

* Without controls

TECHNICAL DRAWINGS



SFE/SFEX/SFECM | THE FURNACE

MODULATING ELECTRIC FURNACES WITH ELECTRONIC CONTROLS



THE FURNACE

THE ALL-INCLUSIVE FURNACE

At last, Stelpro has designed an electric furnace that meets all your expectations. Our The furnace products are the only ones on the market that come equipped with a built-in temperature sensor, making installation much easier. You can say goodbye to undesirable variances in temperature thanks to their state-of-the-art electronic controls! Moreover, a new model, the SFEX, has been added to our product line. Powered by an ECM motor, it meets all performance requirements and provides additional energy savings. Simply choose the model that best suits your needs!

■ NEW ELECTRONIC BOARD PROGRAMMING

COMPATIBLE WITH HEAT PUMP INSTALLATIONS

■ BUILT-IN TEMPERATURE SENSOR

MAINTAINS MINIMUM HEATED AIR AT ALL TIMES

■ STATE-OF-THE-ART ELECTRONIC CONTROLS

ECO MODE FOR INCREASED SAVINGS

■ ECM MOTOR

GUARANTEES SAVINGS, CONSTANT AIRFLOW AND GREATER EFFICIENCY (SFECM MODEL)

■ 1 HP MOTOR AVAILABLE

STARTING FROM 20 KW

■ PRE-DRILLED PANELS

SIMPLIFY INSTALLATION AND CONNECTION

FINISH

- powder coat (charcoal)

MANUFACTURING

- robust galvanized steel cabinet
- easy access to electronic board to adjust the various potentiometers
- 20 in. x 20 in. x 1 in. air filter opening (filter not included)
- circuits composed exclusively of reliable relays
- two thermal protections with manual reset

ELEMENTS

- modulating elements for increased comfort and separately framed allowing for quick and easy replacement

MOTOR

- totally enclosed, permanently lubricated motor
- ECM – preset motor speed (SFEX model)
- ECM – variable motor speed (SFECM model)

CONTROL

- electronic board that compensates when heat pump is in defrost mode
- easy-to-use modes
- continuous ventilation button (low or high speed)
- continuous heating button (min or max)
- simplified connection system
- mechanical relays allowing for easy and low-cost maintenance

INSTALLATION

- three possible installation positions: upflow, downflow or horizontal
- installation directly against a wall ("zero inch" clearance)
- three conductor installation possible

WARRANTY

- five years

TECHNICAL SPECIFICATIONS

PRODUCT	POWER AND VOLTAGE		AMPERAGE	MOTOR POWER	WEIGHT		PRICE
CODE	KILOWATTS	VOLTS	AMPERES	HP	KG	LB	
SFE SERIES (Models available in Quebec only)							
SFE1021	10/7.5	240/208	44/38	1/3	45	100	1 733.00
SFE1521	15/11.2	240/208	65/56	1/3	45	100	1 818.00
SFE1821	17.5/13.2	240/208	75/66	1/3	45	100	1 854.00
SFE2021	20/15	240/208	85/74	1/3	45	100	1 854.00
SFE2321	22.5/16.9	240/208	96/84	1/3	45	100	1 937.00
SFE2721	27.5/20.7	240/208	119/104	1	48	105	2 547.00
SFE3021	30/22.5	240/208	130/113	1	48	105	2 617.00
SFE20211HP	20/15	240/208	88/77	1	48	105	2 188.00
SFE23211HP	22.5/16.9	240/208	99/87	1	48	105	2 268.00
SFEX SERIES							
SFEX1021	10/7.5	240/208	44/38	1/3	45	100	2 198.00
SFEX1521	15/11.2	240/208	65/56	1/3	45	100	2 272.00
SFEX1821	17.5/13.2	240/208	75/66	1/3	45	100	2 321.00
SFEX2021	20/15	240/208	85/74	1/3	45	100	2 334.00
SFEX2321	22.5/16.9	240/208	96/84	1/3	45	100	2 415.00
SFEX2721	27.5/20.7	240/208	119/104	1	52	115	2 882.00
SFEX3021	30/22.5	240/208	130/113	1	52	115	2 945.00
SFEX20211HP	20/15	240/208	88/77	1	52	115	2 666.00
SFEX23211HP	22.5/16.9	240/208	99/87	1	52	115	2 747.00
SFECM SERIES							
SFECM1021	10/7.5	240/208	44/38	1/2	45	100	2 588.00
SFECM1521	15/11.2	240/208	65/56	1/2	45	100	2 747.00
SFECM1821	17.5/13.2	240/208	75/66	1/2	45	100	2 813.00
SFECM2021	20/15	240/208	85/74	1/2	45	100	2 847.00
SFECM2321	22.5/16.9	240/208	96/84	1/2	45	100	3 004.00
SFECM2721	27.5/20.7	240/208	119/104	1	48	105	3 617.00
SFECM3021	30/22.5	240/208	130/113	1	48	105	3 717.00
SFECM20211HP	20/15	240/208	88/77	1	48	105	3 356.00
SFECM23211HP	22.5/16.9	240/208	99/87	1	48	105	3 516.00

See user guide for all technical specifications.

ACCESSORIES

PRODUCT	DESCRIPTION	PRICE
FSB2	SFE furnace downflow adaptor	184.00
SCOND	neutral terminal for third conductor	57.00

SFECM SERIES

ECM MOTOR – ELECTRONICALLY COMMUTATED MOTOR

COMFORT, EFFICIENCY, RELIABILITY AND SECURITY ARE AT THE HEART OF THE ECM

COMFORT

Comfort level can be increased if a variable speed motor is installed. This level cannot be reached with any other method. It also allows the user to select the low speed with the desired airflow in recirculation.

EFFICIENCY

Since it combines electronic circuits and a BLDC motor, it is the most efficient motor on the HVAC market. It can reach up to twice the capacity of a PSC motor.

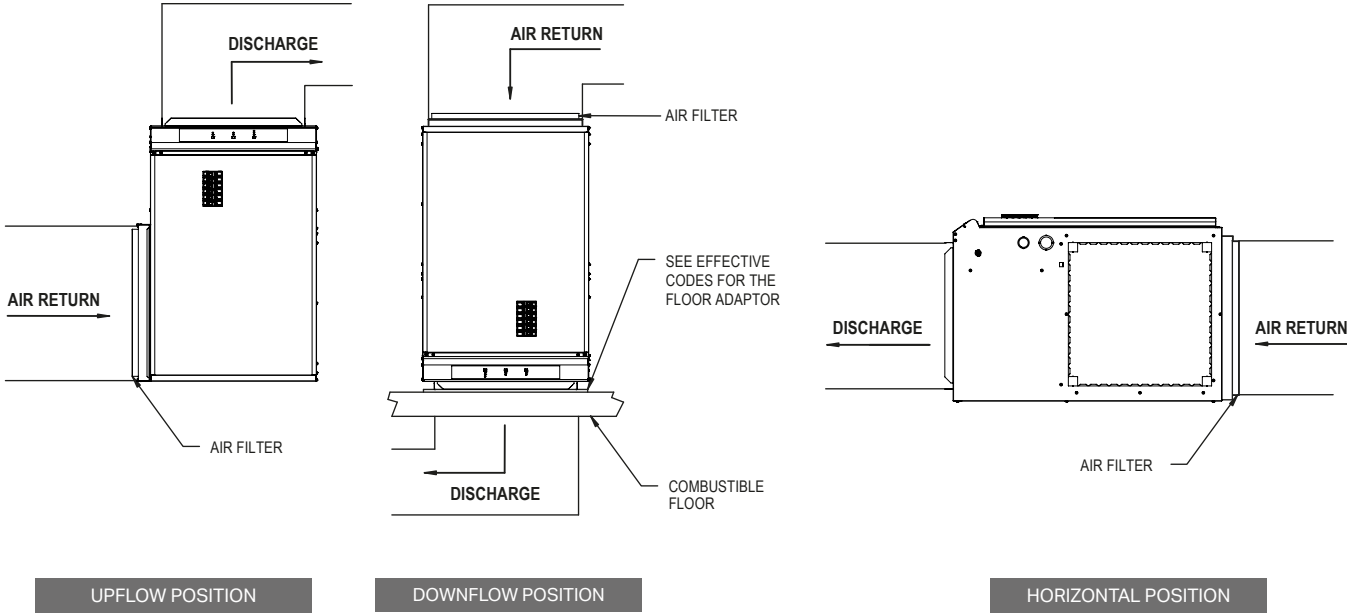
RELIABILITY

All its electronic circuits are protected against condensation. Thanks to its design and materials, such as silicone elastomer, it is one of the most reliable motors on the market.

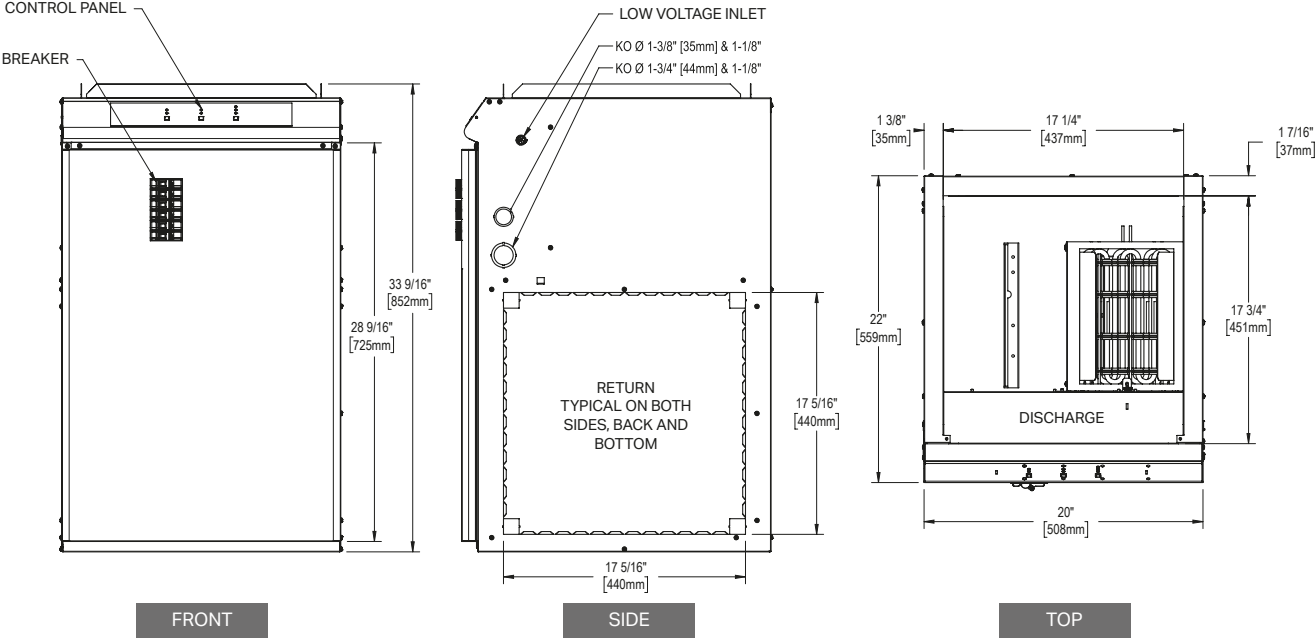
SECURITY

Its electronic system is protected by MOVs (metal oxide varistors) against lightning overvoltages.

INSTALLATION



TECHNICAL DRAWINGS



Heating cables

Heating cable systems are an energy-efficient, safe and durable choice that requires no maintenance.

Whether for indoor or outdoor use, our heating cables distribute heat evenly.

SCU

UNIVERSAL HEATING CABLE



CHOOSE OPTIMAL AND UNIFORM HEAT

Enjoy the unparalleled comfort of a heated floor with the SCU series universal heating cable. The heating cable is a safe, durable and maintenance-free heating solution that provides uniform heat over the entire floor surface. This universal product is easy to install either with an uncoupling membrane or directly on plywood. Ideal for any room of the house, especially difficult-to-heat spots, it's compatible with most floor coverings and makes more space available for furniture and interior décor elements.

- **SILENT, ECONOMICAL AND SAFE**
- **EASY TO INSTALL**
CABLE SPACER OR UNCOUPLING MEMBRANE INSTALLATION
- **FLEXIBLE, EASY-TO-HANDLE CABLE**
- **PROVIDES OPTIMAL COMFORT BY HEATING FROM THE FLOOR UP**
- **COMPLETE KIT, INCLUDING:**
HEATING CABLE, GLUE STICKS, CABLE SPACERS AND INSTALLATION GUIDE
- **UNCOUPLING MEMBRANE AVAILABLE**
TO EASE INSTALLATION OF CERAMIC FLOOR

MANUFACTURING

- diameter suitable for use with an uncoupling membrane
- heating elements sheathed in thermoplastic polymer insulation
- dual heating element that allows for a return to the thermostat inside the cable (therefore, cable route planning doesn't need to include a return to the thermostat)
- tin-plated copper braiding for better corrosion resistance

WATTAGE

- 12 W/ft² – 3 spaces (with a membrane or cable spacers)
- 9 W/ft² – 4 spaces (cable spacers)

CONTROL

- electronic thermostat for floor heating (sold separately)

Note: a temperature sensor is included with the SCU product and another with the Stelpro electronic thermostat.

INSTALLATION

- with any uncoupling membrane
- directly on concrete (slab or basement floor) using the cable spacers (included with the product)
- directly on plywood using the cable spacers (included with the product)
- glue sticks included
- under most floor coverings*, so long as the heating cable is completely covered with self-leveling mortar

WARRANTY

- twenty-five years

*For more information on floor coverings that can be installed over a heating cable, we strongly recommend that you check with the floor covering manufacturers in question.

IDEAL FOR:

bathroom, kitchen, living room, bedroom, basement, hallway, day care centre, locker room, small space

FOR MAXIMUM EFFICIENCY

ELECTRONIC THERMOSTATS
FOR HEATING CABLE



°STELPRO

TECHNICAL SPECIFICATIONS

PRODUCT	AMPERAGE	LENGTH	POWER	MEMBRANE		CABLE SPACER*		PRICE
				SPACING : 3 WALL CLEARANCE : 3		SPACING : 3 OR 4 WALL CLEARANCE : 3 IN.		
				DENSITY : 12 W/FT ² 3 spaces = 3,63 in. (92 mm)	DENSITY : 12 W/FT ² 3 spaces = 3,75 in. (95,3 mm)	DENSITY : 12 W/FT ² 3 spaces = 3,63 in. (92 mm)	DENSITY : 9 W/FT ² 4 spaces = 4,83 in. (122,7 mm)	
CODE	AMP	FT	WATTS	SURFACE FT²				
240/208 VOLTS								
SCU2W0135S013	0.6/0.5	35.3	135/101	12.9	13.5	12.5	16.6	214.00
SCU2W0203S019	0.8/0.7	53.1	203/152	18.7	19.5	18.2	24.2	257.00
SCU2W0270S025	1.1/1.0	70.5	270/203	24.5	25.4	23.9	31.7	319.00
SCU2W0338S030	1.4/1.2	88.2	338/254	29.6	31.3	29.5	39.3	366.00
SCU2W0405S036	1.7/1.5	105.8	405/304	35.8	37.1	35.1	46.7	406.00
SCU2W0475S042	2.0/1.7	124.1	475/356	41.6	43.3	40.8	54.3	418.00
SCU2W0540S047	2.3/1.9	141.0	540/405	47.0	48.8	46.2	61.4	428.00
SCU2W0675S058	2.8/2.4	176.3	675/506	58.2	60.3	57.0	76.1	503.00
SCU2W0810S069	3.4/2.9	211.6	810/608	69.3	71.8	68.3	90.9	571.00
SCU2W0950S081	4.0/3.4	248.2	950/713	80.8	83.8	79.7	106.0	620.00
SCU2W1080S091	4.5/3.9	282.1	1080/810	91.4	94.7	90.3	120.0	644.00
SCU2W1300S109	5.4/4.7	339.4	1300/975	109.3	113.2	108.1	143.7	700.00
SCU2W1630S136	6.8/5.9	425.8	1630/1223	136.2	141.0	134.9	179.3	843.00
SCU2W1840S153	7.7/6.6	480.5	1840/1380	153.2	158.5	151.8	201.7	945.00
SCU2W2110S175	8.8/7.6	551.0	2110/1583	175.1	181.3	173.7	230.4	1 083.00
SCU2W2320S192	9.7/8.4	605.9	2320/1740	192.2	198.9	190.7	253.2	1 096.00
SCU2W2580S213	10.8/9.3	673.8	2580/1935	213.1	220.6	211.5	281.1	1 190.00
SCU2W2850S235	11.9/10.3	744.4	2850/2138	234.9	243.1	234.6	310.2	1 314.00
SCU2W3400S279	14.2/12.3	888.0	3400/2550	279.3	289.0	277.5	368.7	1 559.00
120 VOLTS								
SCU1W0135S013	1.1	35.3	135	12.9	13.5	12.5	16.6	214.00
SCU1W0203S019	1.7	52.9	203	18.7	19.5	18.2	24.2	257.00
SCU1W0270S024	2.3	70.5	270	24.5	25.4	23.9	31.7	319.00
SCU1W0338S030	2.8	88.2	338	29.6	31.3	29.5	39.3	366.00
SCU1W0405S036	3.4	105.8	405	35.8	37.1	35.1	46.7	406.00
SCU1W0475S042	4.0	124.1	475	41.6	43.3	40.8	54.3	418.00
SCU1W0540S047	4.5	141.1	540	47.0	48.8	46.2	61.4	428.00
SCU1W0650S056	5.4	169.8	650	56.1	58.2	55.0	73.4	497.00
SCU1W0815S070	6.8	212.9	815	69.7	72.2	68.7	91.5	517.00
SCU1W0920S078	7.7	240.2	920	78.3	81.1	77.2	102.7	551.00
SCU1W1055S089	8.8	275.5	1055	89.3	92.5	88.2	117.4	618.00
SCU1W1160S098	9.7	303.0	1160	97.9	101.4	96.8	128.8	665.00
SCU1W1290S109	10.8	336.9	1290	108.5	112.4	107.3	142.8	722.00
SCU1W1425S120	11.9	372.2	1425	119.5	123.7	118.3	157.2	795.00
SCU1W1700S142	14.2	444.0	1700	141.8	146.9	140.5	186.7	940.00

*Included with the product
 †Density for 240 V and 120 V

ACCESSORIES

PRODUCT	DESCRIPTION	PRICE
STCNPW5	single programming electronic thermostat	187.00
STCPW5	multiple programming electronic thermostat	240.00
TH115F12VDC	master thermostat for use with relay (120 V/240 V) in large areas [12 V]	282.00
CT230GA	relay for use with master thermostat in large areas [15 A @ 120 V-240 V, 50/60 Hz]	267.00
STSCC	thermostat sensor for heating cable	31.00
SCU-MEM-054	membrane for floor heating cable – 3.3 x 16.4 ft = 53.8 ft ² (5 x 1 m = 5m ²)	238.00
SCU-MEM-162	membrane for floor heating cable – 3.3 x 49.5 ft = 161 ft ² (15 x 1 m = 15m ²)	650.00
SCU-STRIP-01	plastic cable spacers for installation (pack of 24)	33.00
SCURK	repair kit	55.00
SCU-PROBAND-1530	Proband roll 6 in. X 98 ft 5 in.	257.00

SECM

HEATING CABLE ON LATTICE FOR CONCRETE



THE OPTIMAL UNIFORM HEATING SOLUTION

More economical and easier to install than a hydronic system, our heating cable on lattice for concrete is ideal for residential and commercial renovation projects. Furthermore, no maintenance costs are required. It's a concrete solution for floor heating!

- **EASIER TO INSTALL AND USE THAN A HYDRONIC SYSTEM**
- **CONCRETE SLAB HEATING WITH NO LIQUID OR PUMP**
- **PERFECT FOR PEOPLE WITH ALLERGIES**
NO AIR MOVEMENT, NO DUST AND NO SMELL
- **WIDE VARIETY OF LENGTHS**

MANUFACTURING

- double conductor heating cable fastened to a plastic lattice with negligible magnetic emissions
- 24 in. wide (0.6 m) lattice available in several lengths
- 9 ft cold lead included

WATTAGE

- 12 W/ft² (at 240 V)
- 9 W/ft² (at 208 V)

CONTROL

- electronic thermostat for heated floor (optional floor sensor included with thermostat)

Note: This product must be used with a ground fault circuit interrupter (GFCI) unless this is not required by the national or local code in the region where it is being installed.

INSTALLATION

- never cut the cable
- for indoor residential and commercial applications only
- can be installed under a 4 to 6 in. (10 to 15 cm) concrete slab or under a 1.5 to 4 in. (4 to 10 cm) concrete floor covering
- compatible with most floor coverings*
- can be installed with or without a metal frame for reinforced concrete
- supplied materials: plastic floor staples, 15 ft (4.5 m) floor sensor, warranty card and electrical panel label

WARRANTY

- twenty years

*For more information about the types of floor coverings under which you can safely install a heating cable, we strongly recommend you contact the relevant floor covering manufacturers.

IDEAL FOR:

basement, garage, bathroom, dining room, kitchen, living room, workshop, pool, shower, vestibule, hospital, hotel, factory, commercial space, restaurant, solarium, greenhouse

FOR MAXIMUM EFFICIENCY

ELECTRONIC THERMOSTATS
FOR HEATING CABLE

SINGLE
PROGRAMMING



MULTIPLE
PROGRAMMING



°STELPRO

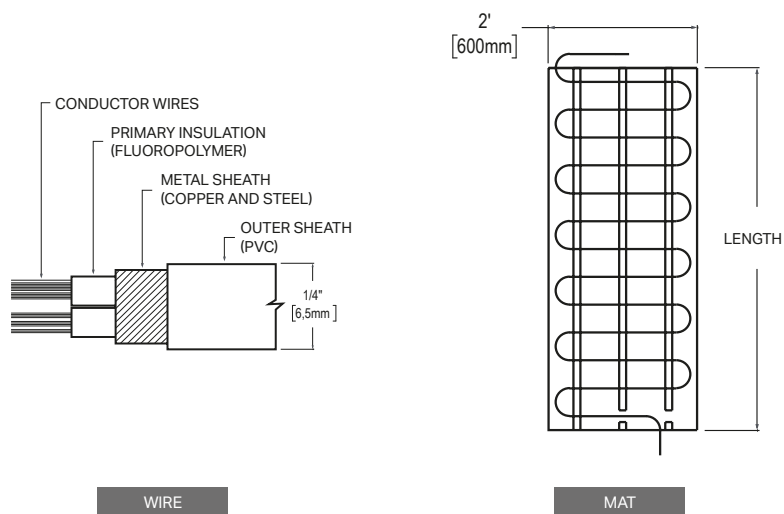
TECHNICAL SPECIFICATIONS

PRODUCT	DIMENSIONS (FT)		AREA	POWER	AMPERAGE	WEIGHT		PRICE
CODE	WIDTH	LENGTH	FT ²	WATTS	AMPERAGE	KG	LB	
240/208 VOLTS								
SECM2W0150S012	2	6	12	150/113	0.6/0.5	1.2	2.6	273.00
SECM2W0300S025	2	13	25	300/225	1.3/1.1	1.8	4.1	285.00
SECM2W0400S033	2	17	33	400/300	1.7/1.4	2.3	5.1	300.00
SECM2W0500S042	2	21	42	500/375	2.1/1.8	2.7	6.0	341.00
SECM2W0600S050	2	25	50	600/450	2.5/2.2	3.2	7.0	362.00
SECM2W0750S063	2	31	63	750/563	3.1/2.7	3.8	8.5	375.00
SECM2W0850S071	2	35	71	850/638	3.5/3.1	4.3	9.4	401.00
SECM2W1000S083	2	42	83	1000/750	4.2/3.6	5.0	10.9	422.00
SECM2W1100S092	2	46	92	1100/825	4.6/4	5.4	12.0	468.00
SECM2W1250S104	2	52	104	1250/938	5.2/4.5	6.1	13.3	490.00
SECM2W1375S115	2	57	115	1375/1031	5.7/5	6.6	14.5	525.00
SECM2W1500S125	2	63	125	1500/1125	6.3/5.4	7.2	15.9	549.00
SECM2W1750S146	2	73	146	1750/1313	7.3/6.3	8.4	18.5	584.00
SECM2W2000S167	2	83	167	2000/1500	8.3/7.2	9.3	20.6	651.00
SECM2W2250S188	2	94	188	2250/1688	9.4/8.1	10.5	23.1	686.00
SECM2W2400S200	2	100	200	2400/1800	10.0/8.7	11.2	24.6	719.00
SECM2W2500S208	2	104	208	2500/1875	10.4/9	11.7	25.6	740.00
SECM2W2625S219	2	109	219	2625/1969	10.9/9.5	12.3	27.0	750.00
SECM2W2750S229	2	115	229	2750/2063	11.5/9.9	12.8	28.2	761.00
SECM2W2875S240	2	120	240	2875/2156	12.0/10.4	13.5	29.6	801.00
SECM2W3000S250	2	125	250	3000/2250	12.5/10.8	14.0	30.9	842.00
SECM2W3250S271	2	135	271	3250/2438	13.5/11.7	15.3	33.6	882.00
SECM2W3500S292	2	146	292	3500/2625	14.6/12.6	16.6	36.4	922.00

ACCESSORIES

PRODUCT	DESCRIPTION	PRICE
STCNPW5	single programming thermostat for heating cable	187.00
STCPW5	multiple prog. thermostat for heating cable	240.00
TH115F12VDC	master thermostat with (120 V/240 V) relay for large surfaces (12 V)	282.00
CT230GA	relay to be used with master thermostat for large surfaces [15 A @ 120 V-240 V, 50/60 Hz]	267.00
STSCC	thermostat sensor for heating cable	31.00
SECRK	repair kit	45.00
P-BE-00	plastic staple (pack of 25)	15.00
SECMS	cable stapler	832.00

TECHNICAL DRAWINGS



SSC/SSCM

SNOW MELTING SYSTEM



EXPERIENCE WINTER IN A WHOLE NEW WAY!

Have you ever wished snow could melt from exterior surfaces all on its own? With Stelpro's brand-new snow melting system, your wish is granted! Perfect for residential and commercial outdoor locations, it reduces snow and ice build-up on the ground. Available as a carpet or as a cable for driveways, walkways, sidewalks or stairs, it can be installed under concrete, asphalt and pavers. This year, experience winter a whole new way with Stelpro's snow melting system.

■ MAT AND CABLE MODELS AVAILABLE

■ LONGER INFRASTRUCTURE LIFESPAN

GUARDS AGAINST DAMAGE DUE TO ABRASIVES, CHEMICALS AND SNOW REMOVAL EQUIPMENT

■ CLEARER PATHS AND DRIVEWAY

PREVENTS FALLS AND ACCIDENTS

■ LESS HOUSEHOLD MAINTENANCE INDOORS

REDUCES THE NEED FOR CHEMICALS AND ABRASIVES

MANUFACTURING

- fluoropolymer-insulated double heating element
- PVC-coated insulated conductor with coiled copper shielding
- ultra-resistant thermoplastic-coated sheath

WATTAGE

- 50 W/ft² at 240 V and 347 V (3 in. spacing)
- 37.5 W/ft² at 208 V (3 in. spacing)

CONTROL

- snow melting system control (optional)

INSTALLATION

- never cut the cable
- suitable for residential or commercial outdoor use only
- can be installed under asphalt, concrete and pavers

WARRANTY

- ten years

IDEAL FOR:

driveway, stairs, sidewalk, walkway, pavers, terrace, public thoroughfare, garage entryway, parking lot, loading bay



°STELPRO

TECHNICAL SPECIFICATIONS

PRODUCT	VOLTAGE	DIMENSIONS (FT)		AREA	POWER	AMPERAGE	POWER DENSITY	PRICE
CODE	VOLTS	WIDTH	LENGTH	FT²	WATTS	AMPS	W/FT²	
240/208 VOLTS								
SSCM2W0500L2S010	240/208	2	5	10	500/375	2.1/1.8	50/37.5	225.00
SSCM2W1000L2S020	240/208	2	10	20	1000/750	4.2/3.6	50/37.5	373.00
SSCM2W1500L2S030	240/208	2	15	30	1500/1125	6.3/5.4	50/37.5	516.00
SSCM2W2000L2S040	240/208	2	20	40	2000/1500	8.3/7.2	50/37.5	665.00
SSCM2W2500L2S050	240/208	2	25	50	2500/1875	10.4/9.0	50/37.5	808.00
SSCM2W3000L2S060	240/208	2	30	60	3000/2250	12.5/10.8	50/37.5	956.00
SSCM2W3500L2S070	240/208	2	35	70	3500/2625	14.6/12.6	50/37.5	1 133.00
SSCM2W4000L2S080	240/208	2	40	80	4000/3000	16.7/14.4	50/37.5	1 248.00
SSCM2W4500L2S090	240/208	2	45	90	4500/3375	18.8/16.2	50/37.5	1 455.00
SSCM2W5000L2S100	240/208	2	50	100	5000/3750	20.8/18.0	50/37.5	1 545.00
SSCM2W6000L2S120	240/208	2	60	120	6000/4500	25.0/21.6	50/37.5	1 837.00
SSCM2W1500L3S030	240/208	3	10	30	1500/1125	6.3/5.4	50/37.5	502.00
SSCM2W3000L3S060	240/208	3	20	60	3000/2250	12.5/10.8	50/37.5	937.00
SSCM2W3750L3S075	240/208	3	25	75	3750/2813	15.6/13.5	50/37.5	1 215.00
SSCM2W4500L3S090	240/208	3	30	90	4500/3375	18.8/16.2	50/37.5	1 363.00
SSCM2W6000L3S120	240/208	3	40	120	6000/4500	25.0/21.6	50/37.5	1 787.00
347 VOLTS								
SSCM3W4000L2S080	347	2	40	80	4000	11.5	50	1 248.00
SSCM3W5000L2S100	347	2	50	100	5000	14.4	50	1 545.00
SSCM3W6000L2S120	347	2	60	120	6000	17.3	50	1 837.00
SSCM3W3000L3S060	347	3	20	60	3000	8.6	50	937.00
SSCM3W4500L3S090	347	3	30	90	4500	13.0	50	1 363.00
SSCM3W6000L3S120	347	3	40	120	6000	17.3	50	1 787.00

CABLE

(3 in. spacing)

TECHNICAL SPECIFICATIONS

PRODUCT	VOLTAGE	DIMENSIONS (FT)	AREA	POWER	AMPERAGE	POWER DENSITY	PRICE
CODE	VOLTS	LENGTH	FT²	WATTS	AMPS	W/FT²	
240/208 VOLTS							
SSC2W0450S009	240/208	37	9	450/338	1.9/1.6	50/37.5	202.00
SSC2W1000S020	240/208	84	20	1000/750	4.2/3.6	50/37.5	337.00
SSC2W1400S028	240/208	118	28	1400/1050	5.8/5.0	50/37.5	463.00
SSC2W2000S040	240/208	168	40	2000/1500	8.3/7.2	50/37.5	596.00
SSC2W2500S050	240/208	209	50	2500/1875	10.4/9.0	50/37.5	725.00
SSC2W3000S060	240/208	251	60	3000/2250	12.5/10.8	50/37.5	857.00
SSC2W4000S080	240/208	335	80	4000/3000	16.7/14.4	50/37.5	1 120.00
SSC2W4500S090	240/208	375	90	4500/3375	18.8/16.2	50/37.5	1 374.00
SSC2W5000S100	240/208	420	100	5000/3750	20.8/18.0	50/37.5	1 386.00
SSC2W6000S120	240/208	500	120	6000/4500	25.0/21.6	50/37.5	1 646.00

PYROBOX

CONTROL PANELS FOR SNOW MELTING SYSTEMS



- **THREE MODELS AVAILABLE**
FOR MAXIMUM COMPATIBILITY
BASED ON REQUIRED VOLTAGE
- **CABLE PASS-THROUGH
HOLES UNDER THE PANEL**
MAKE INSTALLATION EASIER
FOR THE ELECTRICIAN
- **EASY TO OPERATE**
EASY TO USE AND PROGRAM
CONTROLLER
- **MULTI-ZONE CONTROL**
FIVE ZONES POSSIBLE THANKS
TO SEQUENTIAL CONTROL
- **COMPATIBLE WITH SIT-6E**
PAVER SENSOR

COLOUR

- grey

MANUFACTURING

- built-in adjustable GFCI
- IP20 enclosure protection for Indoor
installation

APPLICATIONS

- driveways
- sidewalks
- loading docks
- stairs and pavement

CONTROL

- electronic with adjustable parameters
for customized installations
- test mode to perform a quick system
check
- a third-party terminal is available to
connect a SIT-6E™ sensor and control
some or all zones
- sequencing zone option: enables larger
snow melting area with reduced power
consumption on site
- multiple snow sensor input (optional)
- energy efficient algorithm
- adjustable setpoints: upper and lower
limit temperature, hold ON/OFF delay,
manual ON and time splitting between
zones

DIMENSIONS

- Pyrobox 3 and 3C
15x12x6 in. (380x300x155 mm)
- Pyrobox5
20x20x8 in. (500x500x200 mm)

WARRANTY

- two years

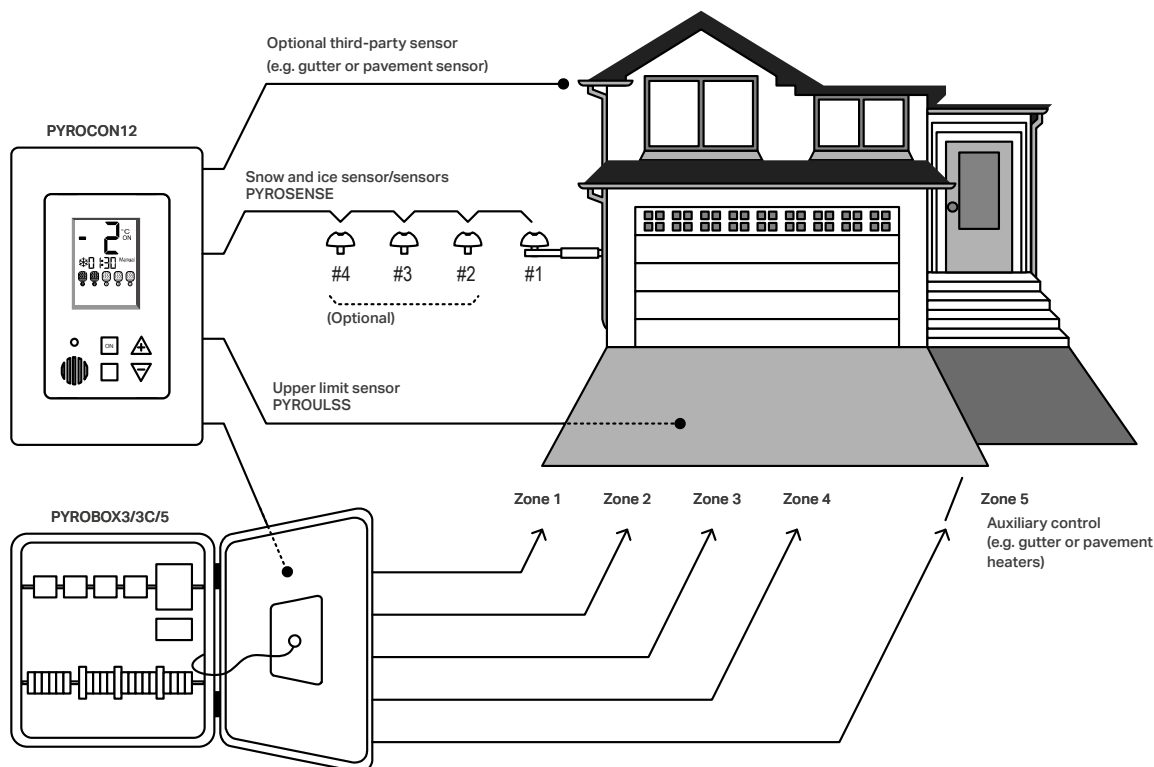
DESIGNED FOR:



SSC/SSCM

TECHNICAL SPECIFICATIONS

PRODUCT	NUMBER OF CONTACTORS	POLES PER CONTACTOR	TOTAL AMPERAGE	MAXIMUM VOLTAGE	PRICE
CODE			AMPS	VOLTS	
PYROBOX3	4	2P	120	277	6 266.00
PYROBOX3C	3	2X3P + 1X2P	330	600	7 856.00
PYROBOX5	5	4X3P + 1X2P	600	600	8 635.00



PYROSENSE

SNOW AND TEMPERATURE SENSOR

- 30-foot connection cable
- Shaped to avoid snow build-up
- Four spikes to keep birds away
- Easy to configure with the controller

PYROSB

RUSTPROOF METAL SUPPORT DESIGNED FOR THE PYROSENSE SENSOR

- Adjustable length (up to 24 inches)
- Holes on the side to secure the PYROSENSE cable with cable ties

PYROULS

TEMPERATURE SENSOR

- Measures ground temperature to prevent the cable from heating if the ground is already warm
- 30 feet in length

ACCESSORIES

PRODUCT	DESCRIPTION	PRICE
PYROSENSE	electronic snow and ice sensor for PYROBOX with 30 ft wire	909.00
PYROSB	wall-mounted adjustable metal bracket for the PYROSENSE	236.00
PYROULS	30 ft upper limit temperature sensor for PYROBOX	196.00

SCPT

CONSTANT WATTAGE PIPE FREEZE PROTECTION HEATING CABLE



SAY GOODBYE TO FROZEN PIPES

This preassembled heating cable is designed to prevent pipes from freezing and avoid water damage. The cable is easy to install thanks to its 120 V plug, and the integrated thermostat triggers heat only when necessary. The cable is installed on pipes under insulation and protects against freezing down to -40°C (-40°F). Ideal for metal or plastic pipes up to 1.5 in. (3.81 cm) in diameter.*

- **PREVENTS PIPE BREAKAGE AND WATER DAMAGE**
- **IDEAL FOR PLASTIC OR METAL PIPES**
- **LIGHTED PLUG POWER INDICATOR**
- **INTEGRATED THERMOSTAT THAT TRIGGERS AT 3°C (37°F) TO PREVENT FREEZING**

MANUFACTURING

- tough XLPE inner insulation
- AL foil and continuous ground braid
- weather resistant PVC (high-low temperature) out jacket
- twin conductor
- bending radius of 1 inch
- 2 ft cold lead with plug

WATTAGE

- 7 W/ft

CONTROL

- built-in thermostat

INSTALLATION

- install at a temperature above -10°C (14°F)

WARRANTY

- two years

*The cable must never cross over itself. Plastic pipes must always be filled with water.



**QUICK PLUG-IN INTO
RESIDENTIAL 120 V OUTLET**

IDEAL FOR:

pipes at risk of freezing

°STELPRO

TECHNICAL SPECIFICATIONS

PRODUCT	LENGTH	POWER	AMPERAGE	PRICE
CODE	FT	WATTS	AMPS	
120 VOLTS				
SCPT1W0021L0003	3	21	0.2	46.00
SCPT1W0042L0006	6	42	0.4	51.00
SCPT1W0063L0009	9	63	0.5	53.00
SCPT1W0084L0012	12	84	0.7	58.00
SCPT1W0105L0015	15	105	0.9	67.00
SCPT1W0126L0018	18	126	1.1	75.00
SCPT1W0168L0024	24	168	1.4	84.00
SCPT1W0210L0030	30	210	1.8	94.00
SCPT1W0280L0040	40	280	2.3	121.00
SCPT1W0420L0060	60	420	3.5	149.00



SCRG

CONSTANT WATTAGE ROOF AND GUTTER DE-ICING HEATING CABLE



LESS WEIGHT ON YOUR ROOF

This preassembled heating cable is designed to prevent ice damming on roofs and gutters, which could be harmful to the roof and dangerous for passers-by.* The roof and gutter de-icing cable creates a path that allows water to flow normally through the gutters. It's easy to install on any type of inclined roof. It can also be installed in metal or plastic gutters.

- **PREVENT ROOF DAMAGE AND LEAKING**
- **KEEP GUTTERS AND DOWNSPOUTS FLOWING**
- **PREASSEMBLED**
READY TO INSTALL
- **THERMOSTAT WITH TEMPERATURE AND MOISTURE SENSORS**
(OPTIONAL)

MANUFACTURING

- tough XLPE inner insulation
- continuous ground braid
- weather resistant PVC (high-low temperature) out jacket
- twin conductor
- bending radius of 1 inch
- 6 ft cold lead with plug

WATTAGE

- 5 W/ft

CONTROL

- controller with moisture and ambient temperature sensors (optional)

INSTALLATION

- install at a temperature above 0 °C (32 °F)

WARRANTY

- two years

*Never install on a flat roof. This cable is not designed to remove all the snow from a roof.



**QUICK PLUG-IN INTO
RESIDENTIAL 120 V OUTLET**

IDEAL FOR:

roofs and gutters with ice damming problems

FOR MAXIMUM EFFICIENCY

**CONTROLLER WITH MOISTURE AND
AMBIENT TEMPERATURE SENSORS
(OPTIONAL)**



°STELPRO

TECHNICAL SPECIFICATIONS

PRODUCT	LENGTH	POWER	AMPERAGE	PRICE
CODE	FT	WATTS	AMPS	
120 VOLTS				
SCRG1W0150L0030	30	150	1.3	91.00
SCRG1W0300L0060	60	300	2.5	107.00
SCRG1W0400L0080	80	400	3.3	142.00
SCRG1W0500L0100	100	500	4.2	175.00
SCRG1W0600L0120	120	600	5.0	185.00
SCRG1W0800L0160	160	800	6.7	231.00
SCRG1W1000L0200	200	1000	8.3	254.00
SCRG1W1200L0240	240	1200	10.0	295.00

ACCESSORY

PRODUCT	DESCRIPTION	PRICE
SCRG-CONTROL	control for SCRG cable with moisture and ambient temperature sensors (120 V @ 10 A)	158.00



SSFP

SELF-REGULATING FREEZE PROTECTION PREASSEMBLED CABLE



MELT AWAY YOUR WORRIES

This heating cable protects pipes, roofs and gutter systems from damage due to freezing and can be used in residential and light commercial applications. The self-regulating freeze protection cable automatically adjusts its heat output according to the ambient temperature conditions. Under cooler conditions, the heat output increases, and as the temperature rises, the output decreases to save on energy. This product comes preassembled in various lengths and is available in 120 V and 240 V.

- **SELF-REGULATING PREASSEMBLED CABLE**
- **FOR RESIDENTIAL AND COMMERCIAL APPLICATIONS**
- **240 V MODELS AVAILABLE WITH THREE-WIRE PIGTAIL**
- **WIDE VARIETY OF LENGTHS**

MANUFACTURING

- normal cable width 0.42 in. (10.6 mm)
- normal cable thickness 0.23 in. (5.8 mm)
- cable bus wire gauge 16 AWG
- cold lead length 6 ft (1.8 m)

WATTAGE


- 5 W/ft at 50°F (10°C)

INSTALLATION

- minimum circuit breaker size is 15 amps
- maximum exposure temperature is 85°C (185°F)
- electrical classification: nonhazardous

WARRANTY

- two years




ALSO AVAILABLE

**EASY INSTALLATION
WITH 120 V PLUG**

IDEAL FOR:

pipes at risk of freezing and roofs and gutters with ice damming problems



°STELPRO

TECHNICAL SPECIFICATIONS

PRODUCT	LENGTH	REFERENCE	COLD LEAD WITH PLUG	POWER OUTPUT ON PIPE			PRICE
CODE	FT		AWG	WATTS @ 10°C (50°F)	WATTS @ 5°C (40°F)	WATTS @ 0°C (32°F)	
120 VOLTS							
SSFP1W05L0006	6	A	18	30	36	60	134.00
SSFP1W05L0012	12	B	18	60	72	120	154.00
SSFP1W05L0018	18	C	18	90	108	180	185.00
SSFP1W05L0024	24	D	18	120	144	240	216.00
SSFP1W05L0036	36	E	18	180	216	360	263.00
SSFP1W05L0050	50	F	16	250	300	500	312.00
SSFP1W05L0075	75	G	16	375	450	750	381.00
SSFP1W05L0100	100	H	16	500	600	1000	518.00
SSFP1W05L0125	125	I	14	625	750	1250	645.00
SSFP1W05L0150	150	J	14	750	900	1500	761.00
240 VOLTS							
SSFP2W05L0036	36	E	18	180	216	360	263.00
SSFP2W05L0050	50	F	16	250	300	500	312.00
SSFP2W05L0075	75	G	16	375	450	750	381.00
SSFP2W05L0100	100	H	16	500	600	1000	518.00
SSFP2W05L0125	125	I	14	625	750	1250	645.00
SSFP2W05L0150	150	J	14	750	900	1500	761.00

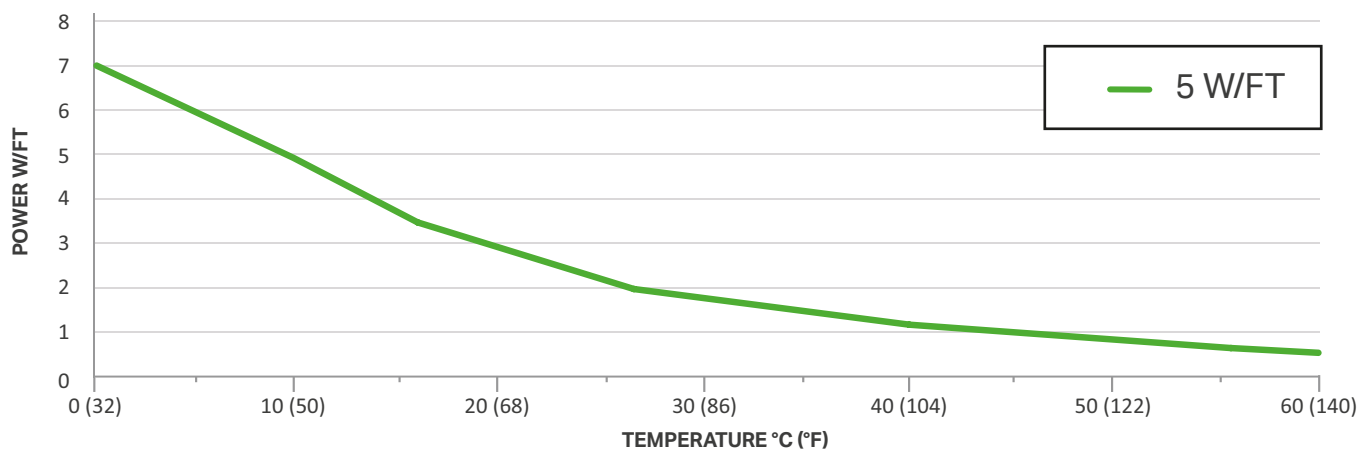
PIPE CABLE SELECTION

TYPE OF PIPE	PIPE DIAMETER (IN.)	PIPE LENGTH (FT)																								
		5	10	15	20	25	30	35	40	45	50	55	60	65	70	75	80	85	90	95	100	110	120	130	140	150
Metal	½	A	B	C	D	E	E	E	F	F	F	G	G	G	G	G	H	H	H	H	H	I	I	J	J	J
	1	A	B	C	D	E	E	E	F	F	F	G	G	G	G	G	H	H	H	H	H	I	I	J	J	J
	1½	A	B	C	D	E	E	E	F	F	F	G	G	G	G	G	H	H	H	H	H	I	I	J	J	J
	2	A	B	C	D	E	E	E	F	F	G	G	G	G	G	H	H	H	H	H	I	I	J	J	J	-
	2½	A	B	C	D	E	E	E	F	F	G	G	G	G	G	H	H	H	H	I	I	I	J	J	J	-
Plastic	½	A	B	C	D	E	E	E	F	F	F	G	G	G	G	G	H	H	H	H	H	I	I	J	J	J
	1	B	B	C	D	E	E	E	F	F	G	G	G	G	G	H	H	H	H	H	I	I	I	J	J	-
	1½	B	C	D	E	E	F	F	G	G	G	H	H	H	H	I	I	I	J	J	J	-	-	-	-	-
	2	B	C	E	F	F	G	G	G	H	H	H	I	I	J	J	-	-	-	-	-	-	-	-	-	-
	2½	B	D	E	F	G	G	G	H	H	I	I	J	J	-	-	-	-	-	-	-	-	-	-	-	-

NOTE: For each valve or spigot on pipe, an additional foot of cable is needed. When the cable is longer than the pipe, spiral the excess cable around the pipe length evenly.

POWER OUTPUT CURVES

Nominal power output at 240 V when SSFR heating cable is installed on insulated metal pipes.



SSFR

SELF-REGULATING FREEZE PROTECTION CABLE REEL



MELT AWAY YOUR WORRIES

SSFR heating cable increases or decreases the heat output in a self-regulating way depending on changes in the ambient temperature, so a thermostat may not be necessary in some applications. It will never overheat or burn out even when overlapped. This heating cable reel is available with optional termination, power connection, splice and tee kits to reduce installation time and require no special tools.

■ ENERGY EFFICIENT

AUTOMATICALLY VARIES ITS POWER OUTPUT IN RESPONSE TO TEMPERATURE CHANGES

■ EASY TO INSTALL

CAN BE CUT TO ANY LENGTH (UP TO MAXIMUM CIRCUIT LENGTH) REQUIRED ON SITE WITH NO WASTED CABLE

■ SAFE

EVEN WHEN OVERLAPPED

■ POWER CONNECTION, SPLICE, TEE AND END SEAL KIT

REDUCES INSTALLATION TIME

MANUFACTURING

- normal cable width 0.42 in. (10.6 mm)
- normal cable thickness 0.23 in. (5.8 mm)
- cable bus wire gauge 16 AWG

WATTAGE

- 5 W/ft, 8 W/ft, 10 W/ft

INSTALLATION

- maximum exposure temperature is 85 °C (185 °F)
- Minimum installation temperature -40 °C (-40 °F)

WARRANTY

- two years

IDEAL FOR:

pipes at risk of freezing and roofs and gutters with ice damming problems



°STELPRO


TECHNICAL SPECIFICATIONS

PRODUCT	LENGTH	POWER OUTPUT	PRICE
CODE	FT	WATTS	
120 VOLTS			
SSFR1W05L1000	1000	5	7 279.00
SSFR1W08L1000	1000	8	7 279.00
SSFR1W05L0500	500	5	3 851.00
SSFR1W08L0500	500	8	3 851.00
240 VOLTS			
SSFR2W05L1000	1000	5	7 279.00
SSFR2W08L1000	1000	8	7 279.00
SSFR2W10L1000	1000	10	7 279.00
SSFR2W05L0500	500	5	3 851.00
SSFR2W08L0500	500	8	3 851.00
SSFR2W10L0500	500	10	3 851.00

ACCESSORIES

PRODUCT	DESCRIPTION	PRICE
SSFR-ALUTAPE	aluminum adhesive foil tape	38.00
SSFR-FIBTAPE	fiberglass adhesive tape	51.00
SSFR00	power connection kit for SSFR cable	81.00
SSFR03	fiberglass adhesive tape and warning labels	57.00
SSFR08	plug-in power connection with GFCI kit for SSFR cable	113.00
SSFR10	splice and tee kit for SSFR cable	57.00
SSFR12	end seal kit for SSFR cable	34.00
SSFR13	roof clips for SSFP/SSFR cables (Kit of 10)	42.00
SSFR14	roof clips for SSFP/SSFR cables (Kit of 50)	150.00
SSFR15	downspout cable hanger bracket for SSFP/SSFR cables	25.00
SSFR-ENDSEAL	commercial end seal kit for SSFR cable	38.00
SSFR-SPLICE	commercial splice connection kit for SSFR cable	100.00
SSFR-TEE	commercial tee connection kit for SSFR cable	100.00
SSFR-JBOX	commercial junction box for SSFR cable	336.00
FPT130	electronic controller NEMA 4, 30 A @ 100V - 277 V with GFI 30 mA, setpoint selection -1 °C, 3 °C, 7 °C ou 10 °C (30 °F, 38 °F, 45 °F or 50 °F) awith 20 ft (6 m) sensor	1 812.00
TPR-L1N-3X-Q10	thermostat NEMA 4, 22 A resistive @ 125 V/250 V/480 V, fixed setpoint at 4 °C (40 °F) with 3 ft (0.9 m) tin plated copper capillary	570.00
TRF115-005	thermostat NEMA 4, 25 A resistive @ 120 V/208 V/240 V/277 V, -18 °C to 49 °C (0 °F to 120 °F) with 5 ft (1.5 m) stainless steel capillary	162.00
GFPRO	electronic controller NEMA 4, 30 A @ 100 V - 277 V resistive with GFI 30 mA, 2 sensor inputs for GIT-1 sensor	1 812.00
PDPRO	electronic controller NEMA 4, 30 A @ 100 V - 277 V resistive, 2 sensor inputs for GIT-1 sensor	1 554.00
GIT-1	roof and gutter temperature and moisture sensor for GFPRO and PDPRO, stepoint at 3 °C (38 °F)	943.00
DS-8C	controller with aerial temperature and moisture deported 10 ft (3 m) sensor, 30 A @ 100 - 277 V	789.00
DS-9C	controller with aerial temperature and moisture deported 10 ft (3 m) sensor, 2 circuits of 30 A @ 100 - 277 V	821.00

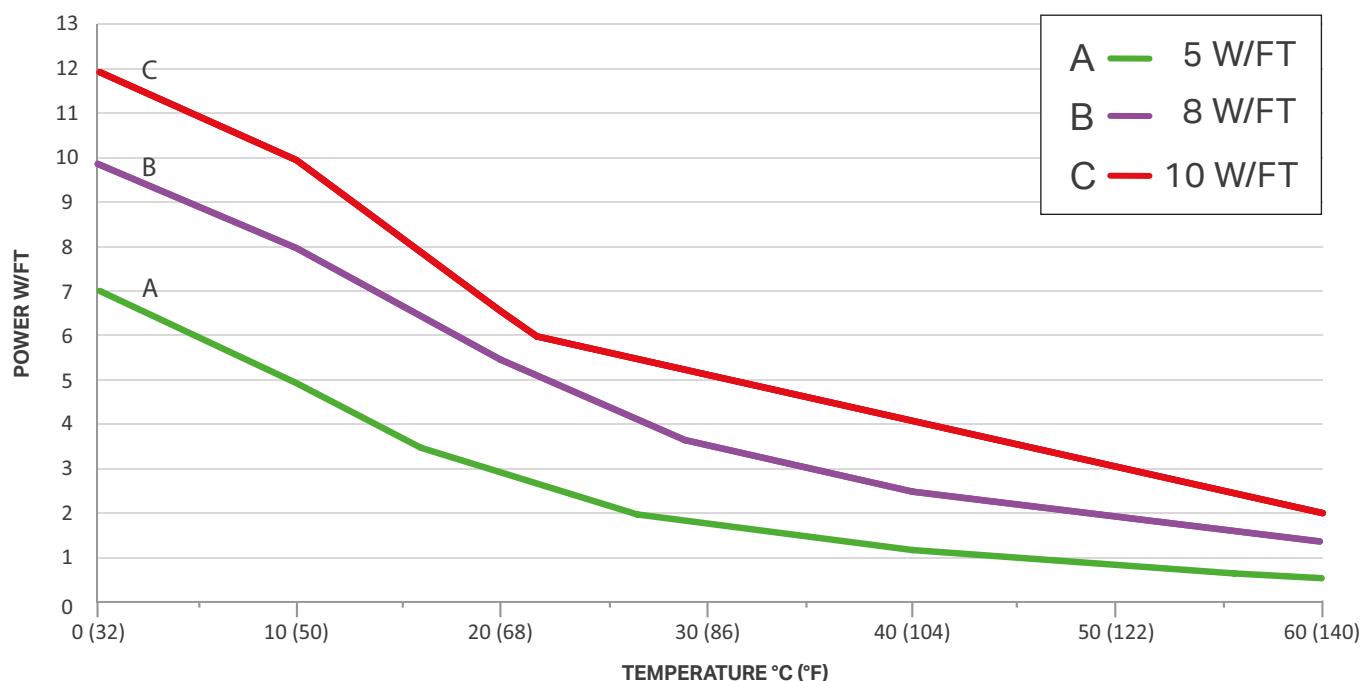
TECHNICAL DRAWINGS



MAXIMUM CIRCUIT LENGTH PER CIRCUIT BREAKER										
POWER	AMBIENT TEMPERATURE AT START-UP		120 V				240 V			
			15 A	20 A	30 A	40 A	15 A	20 A	30 A	40 A
W/FT	°F	°C	FT				FT			
5	50	10	230	270	270	270	460	540	540	540
	32	0	230	270	270	270	460	540	540	540
	14	-10	180	210	270	270	360	420	540	540
	0	-18	140	190	270	270	285	380	540	540
	-20	-29	125	165	250	270	250	330	500	540
	-40	-40	110	145	220	270	220	295	420	540
8	50	10	150	200	210	210	300	400	420	420
	32	0	150	200	210	210	300	400	420	420
	14	-10	140	150	205	210	280	300	410	420
	0	-18	100	130	200	210	200	265	400	420
	-20	-29	85	115	175	210	175	235	350	420
	-40	-40	80	105	155	210	155	210	315	420
10	50	10	---	---	---	---	240	315	360	360
	32	0	---	---	---	---	210	280	340	360
	14	-10	---	---	---	---	190	250	330	360
	0	-18	---	---	---	---	160	215	325	360
	-20	-29	---	---	---	---	145	190	285	360
	-40	-40	---	---	---	---	125	170	255	340

POWER OUTPUT CURVES

Nominal power output at nominal voltage (120 V or 240 V) when SSFR heating cable installed on insulated metal pipes.



ADJUSTMENT FACTORS				
POWER	POWER OUTPUT		CIRCUIT LENGTH	
	208 V	277 V	208 V	277 V
5	0.85	1.12	0.94	1.09
8	0.89	1.08	0.93	1.11
10	0.89	1.08	0.92	1.11

Controls

Stelpro has developed a wide selection of smart controls that range from simple programmable electronic thermostats to remotely connected models. Manufactured and tested in Quebec, they are perfectly adapted to our electric room heating systems that features baseboards, convectors and fan heaters. Easy to install and safe to use, they can yield up to 25% in energy savings. Take control of your comfort!

SAT402ZB | ALLIA™

ZIGBEE THERMOSTAT FOR CONNECTED HOME

4000 W



CONNECTED COMFORT

The Allia thermostat leverages the Zigbee network so that you can set up your ecosystem to control room temperatures remotely. Entirely designed and manufactured in Quebec, the Allia thermostat was developed specifically for the smart home. Depending on the hub you choose, you'll be able to adapt it to your daily routines and increase your comfort. The Allia is compatible with the most popular Zigbee hubs including the Hilo and 4th generation Alexa Echo.

- **CONTROL AT THE TOUCH OF YOUR FINGERTIPS**
BY CONNECTING THE THERMOSTAT TO A ZIGBEE COMPATIBLE HUB
- **UNPARALLELED ACCURACY**
FOR COMFORT WITHOUT TEMPERATURE FLUCTUATIONS
- **SUITABLE FOR ALL ELECTRIC HEATERS**
BASEBOARDS, CONVECTORS AND FAN HEATERS
- **ELECTRICITY SAVINGS**
ENERGY SAVINGS UP TO 20% DEPENDING ON USE*

COMPATIBILITY

- Zigbee hub
- Hilo hub

COMMUNICATION ANTENNA

- Zigbee 3.0

COLOUR

- white

FINISH

- molded plastic

WATTAGE AND VOLTAGE

- 150 W to 2000 W @ 120 V
- 260 W to 3400 W @ 208 V
- 300 W to 4000 W @ 240 V

CONTROL

- display lock
- sleep mode – 2 intensity levels
- open window feature – freeze protection (5°C-41°F) if a drastic temperature drop is detected
- lobby mode for fan heaters – maintains the setpoint if a rapid drop in temperature is detected

ACCURACY

- accurately controls the ambient temperature to $\pm 0.5^{\circ}\text{C}$ (1°F)
- CSA C828-19
- thermistor temperature reading

TEMPERATURE RANGE

- 5 to 30 °C (41 to 86 °F)

WARRANTY

- three years

*study carried out by an independent university team

COMPATIBLE WITH



amazon alexa
4th GENERATION ECHO

To find out which home automation systems are compatible with your Allia thermostat, visit <https://www.stelpro.com/products/allia-smart-home-thermostat-sat402zb/>

TECHNICAL SPECIFICATIONS

PRODUCT	WATTS		VOLTAGE	AMPERAGE	FREQUENCY	PRICE
CODE	MINIMUM	MAXIMUM	VOLTS	AMPERES	HZ	
SAT402ZB	150	2000	120	16.7	60	123.00
	260	3400	208			
	300	4000	240			

Dimensions: 5 3/8 in. (137 mm) wide, 5 3/8 in. (137 mm) high and 1 1/4 in. (32 mm) deep

°STELPRO

SALC0503ZB | ALLIA™

ZIGBEE RESISTIVE LOAD CONTROLLER FOR CONNECTED HOME



LINK UP TO THE ALLIA LOAD CONTROLLER

With the Allia Resistive Load Controller, you can set your electric water heater, pool heat pump or outdoor lighting to operate only when needed from your phone, wherever you are. Perfect for other large residential and commercial resistive loads such as neon signs. The resistive load controller is compatible with the most popular Zigbee hubs including the Hilo and 4th generation Alexa Echo.

- **CONTROL AT THE TOUCH OF YOUR FINGERTIPS**
BY CONNECTING THE THERMOSTAT TO A ZIGBEE COMPATIBLE HUB
- **OPTIMIZE DEVICE USE**
BASED ON YOUR LIFESTYLE
- **ENERGY SAVINGS**
WITH USAGE-BASED CONSUMPTION

COMPATIBILITY

- Zigbee Hub
- Hilo Hub

COMMUNICATION ANTENNA

- Zigbee 3.0

COLOUR

- white

FINISH

- moulded plastic

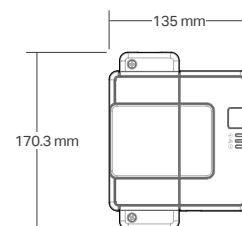
CONTROL

According to the app

- remote control
- time or astronomical programming
- on/off control

WARRANTY

- three years



COMPATIBLE WITH

Zigbee

Hilo
by Hydro-Québec



amazon alexa
4th GENERATION ECHO

To find out which home automation systems are compatible with your Allia thermostat, visit www.stelpro.com/products/smart-resistive-load-controller-salc0503zb/

IDEAL FOR :

Electric water heaters, pool pumps, outdoor lighting, neon signs and other large residential and commercial resistive loads

TECHNICAL SPECIFICATIONS

PRODUCT	NOMINAL VOLTAGE (VCA)	120	240	277	347	PRICE
SALC0503ZB	Resistive		50 A		20 A	189.00
	Incandescent		20 A		N/A	
	Magnetic ballast		20 A		15 A	
	Electronic ballast		15 A		N/A	
	Motor	1.5 HP	3 HP		N/A	

°**STELPRO**

Stelpro reserves the right to modify descriptions, manufacturing specifications or prices without prior notice. No returns accepted on optional-colour products. For all the latest models and prices, please refer to our website at www.stelpro.com.



STZW402 | KI™ Z-WAVE

ELECTRONIC THERMOSTAT FOR SMART HOME

4000 W



CONNECTED COMFORT

KI Z-Wave thermostats can easily be integrated into your home's **Z-Wave** network, so you can adjust the temperature setpoint of rooms in your home from a distance.

- **INTEGRATES EASILY WITH A SMART HOME HUB**
- **CONTROL WITH A MOBILE APPLICATION**
DEPENDING ON THE HUB
- **ELECTRICITY SAVINGS**
ENERGY SAVINGS OF 10-15% DEPENDING ON USE*

COMPATIBILITY

- **Z-Wave hub required**
- Z-Wave Plus certified

COLOUR

- white

FINISH

- molded plastic

WATTAGE AND VOLTAGE

- 150 W to 2000 W @ 120 V
- 300 W to 4000 W @ 240 V

CONTROL

- two functions available: comfort and economy
- two- or four-wire connection
- outdoor temperature display†
- frost-free warning
- display in Celsius or Fahrenheit
- backlit screen with adjustable intensity

ACCURACY

- accurate ambient temperature control of ± 0.5 °C (1 °F)
- CSA C828-13
- temperature sensing with thermistor

TEMPERATURE RANGE

- 5 to 30 °C (41 to 86 °F)

WARRANTY

- three years

* independent study

† depending on the central controller and its application

COMPATIBLE WITH



For home automated system compatibilities and instructions on connecting to your KI thermostat, visit www.stelpro.com.

TECHNICAL SPECIFICATIONS

PRODUCT	WATTS		VOLTAGE	AMPERAGE	FREQUENCY	PRICE
CODE	MINIMUM	MAXIMUM	VOLTS	AMPERES	HZ	
STZW402WB+	150/300	2000/4000	120/240	16.7	50/60	137.00

Dimensions: 4 7/8 in. (124 mm) wide, 4 7/8 in. (124 mm) high and 1 3/8 in. (29 mm) deep

°STELPRO

Stelpro reserves the right to modify descriptions, manufacturing specifications or prices without prior notice. **No returns accepted on optional-colour products.**
For all the latest models and prices, please refer to our website at www.stelpro.com.



FC_STZW402_EN_160623

STE403NP

ELECTRONIC THERMOSTAT – SINGLE PROGRAMMING

5750 W



PRACTICAL AND EFFICIENT!

The STE403NP electronic thermostat allows you to precisely control the temperature. It has a Security mode that lets you program a maximum temperature setpoint. It's simple and safe!

■ SIMPLE TO USE AND INSTALL

■ GREAT POWER

5750W @ 347V

■ INCREASED SAVINGS AND COMFORT

INCOMPARABLE ACCURACY

■ ELECTRICITY SAVINGS

ENERGY SAVINGS OF 10-15% DEPENDING ON USE*

COLOUR

- white

FINISH

- molded plastic

WATTAGE AND VOLTAGE

- 150 W to 2000 W @ 120 V
- 260 W to 3475 W @ 208 V
- 300 W to 4000 W @ 240 V
- 350 W to 4600 W @ 277 V
- 400 W to 5750 W @ 347 V

CONTROL

- acts like a programmable thermostat by automatically lowering the temperature once per 24-hour period (Single programming mode)
- compatible with forced-air units (Fan mode)
- frost-free warning
- lock option at a maximum temperature setpoint (Security mode)
- display in Celsius or Fahrenheit

ACCURACY

- accurate ambient temperature control of $\pm 0.5^{\circ}\text{C}$ (1°F)
- CSA C828-13
- temperature sensing with thermistor

TEMPERATURE RANGE

- 3 to 30 $^{\circ}\text{C}$ (37 to 86 $^{\circ}\text{F}$)

WARRANTY

- three years

*independent study

TECHNICAL SPECIFICATIONS

PRODUCT	WATTS		VOLTAGE	AMPERAGE	FREQUENCY	PRICE
CODE	MINIMUM	MAXIMUM	VOLTS	AMPERES	HZ	
STE403NPW24	150/260/300/350/400	2000/3475/4000/4600/5750	120/208/240/277/347	16.7	50/60	138.00

Dimensions: 4 1/2 in. (114 mm) wide, 4 7/8 in. (124 mm) high and 1 3/8 in. (35 mm) deep

°STELPRO

Stelpro reserves the right to modify descriptions, manufacturing specifications or prices without prior notice. No returns accepted on optional-colour products. For all the latest models and prices, please refer to our website at www.stelpro.com.



FC_STE403NP_EN_160623

ST302P – ST402P

ELECTRONIC THERMOSTATS FOR BASEBOARDS AND CONVECTORS

PROGRAMMABLE



3000 W

4000 W



CUSTOMIZED COMFORT IN THREE EASY STEPS

Harmonious design, superior technology and safe operation merge in Stelpro's all-new programmable electronic thermostats for baseboards and convectors. With simple three-step programming, you can manage your home's comfort while enjoying energy savings up to 20% compared to a mechanical thermostat and up to 8%* compared to a non-programmable thermostat.

- **ENERGY SAVINGS UP TO 20%***
- **SIMPLE THREE-STEP PROGRAMMING**
- **UNBEATABLE ACCURACY**
QUALITY SENSORS AND ADVANCED ALGORITHMS
- **SAFE DESIGN**
SEALED HOUSING
- **S³ MOUNTING PLATE**
STURDY, SIMPLE AND SAFE INSTALLATION

COLOUR

- white

FINISH

- molded plastic

WATTAGE AND VOLTAGE

ST302P

- 150 W to 1500 W @ 120 V
- 260 W to 2600 W @ 208 V
- 300 W to 3000 W @ 240 V

ST402P

- 150 W to 2000 W @ 120 V
- 260 W to 3475 W @ 208 V
- 300 W to 4000 W @ 240 V

CONTROL

- two-wire connection
- possibility of four events on weekdays and two events on weekends
- protection against power failure (two hours)
- display in Celsius or Fahrenheit

ACCURACY

- accurate ambient temperature control of $\pm 0.5^{\circ}\text{C}$ (1°F)
- CSA C828-19
- temperature sensing with thermistor

TEMPERATURE RANGE

- 5 to 30°C (41 to 86°F)

WARRANTY

- three years
- *independent study

TECHNICAL SPECIFICATIONS

PRODUCT	WATTS		VOLTAGE	MAX. AMPERAGE	FREQUENCY	PRICE
CODE	MINIMUM	MAXIMUM	VOLTS	AMPERES	HZ	
ST302P	150/260/300	1500/2600/3000	120/208/240	12.5	60	57.00
ST402P	150/260/300	2000/3475/4000	120/208/240	16.7	60	60.00

DIMENSIONS ST302P: 4,35 in. (110,5 mm) wide, 4,94 in. (125,5 mm) high and 1,38 in. (35 mm) deep
 DIMENSIONS ST402P: 4,94 in. (125,5 mm) wide, 4,94 in. (125,5 mm) high and 1,38 in. (35 mm) deep

°STELPRO

ST252NP-ST302NP-ST402NP

ELECTRONIC THERMOSTATS FOR BASEBOARDS AND CONVECTORS

NON-PROGRAMMABLE



2500 W

3000 W

4000 W



COMFORT MADE SIMPLE

Stelpro's all-new non-programmable electronic thermostats for baseboards and convectors will meet all your needs. Harmonious design, superior technology and safe operation merge to ensure your comfort in all circumstances. Thanks to their advanced technology, you'll enjoy energy savings up to 12% compared to a mechanical thermostat.

- **ENERGY SAVINGS UP TO 12%***
- **ECO MODE**
ONE-CLICK TEMPERATURE SETBACK
- **UNBEATABLE ACCURACY**
QUALITY SENSORS AND ADVANCED ALGORITHMS
- **SAFE DESIGN**
SEALED HOUSING
- **S³ MOUNTING PLATE**
STURDY, SIMPLE AND SAFE INSTALLATION

COLOUR

- white

FINISH

- molded plastic

WATTAGE AND VOLTAGE

ST252NP

- 150 W to 1250 W @ 120 V
- 260 W to 2160 W @ 208 V
- 300 W to 2500 W @ 240 V

ST302NP

- 150 W to 1500 W @ 120 V
- 260 W to 2600 W @ 208 V
- 300 W to 3000 W @ 240 V

ST402NP

- 150 W to 2000 W @ 120 V
- 260 W to 3475 W @ 208 V
- 300 W to 4000 W @ 240 V

CONTROL

- two-wire connection
- eco mode: One-click temperature setback
- display in Celsius or Fahrenheit

ACCURACY

- accurate ambient temperature control of $\pm 0.5^{\circ}\text{C}$ (1°F)
- CSA C828-19
- temperature sensing with thermistor

TEMPERATURE RANGE

- 5 to 30°C (41 to 86°F)

WARRANTY

- three years

*independent study

TECHNICAL SPECIFICATIONS

PRODUCT	WATTS		VOLTAGE	MAX. AMPERAGE	FREQUENCY	PRICE
CODE	MINIMUM	MAXIMUM	VOLTS	AMPERES	HZ	
ST252NP	150/260/300	1250/2160/2500	120/208/240	10.4	60	48.00
ST302NP	150/260/300	1500/2600/3000	120/208/240	12.5	60	50.00
ST402NP	150/260/300	2000/3475/4000	120/208/240	16.7	60	52.00

DIMENSIONS ST252NP - ST302NP : 4,35 in. (110,5 mm) wide, 4,94 in. (125,5 mm) high and 1,38 in. (35 mm) deep
 DIMENSIONS ST402NP : 4,94 in. (125,5 mm) wide, 4,94 in. (125,5 mm) high and 1,38 in. (35 mm) deep

°STELPRO

Stelpro reserves the right to modify descriptions, manufacturing specifications or prices without prior notice. No returns accepted on optional-colour products.
 For all the latest models and prices, please refer to our website at www.stelpro.com.



ST402PFF

ELECTRONIC THERMOSTAT FOR FAN HEATERS

PROGRAMMABLE



4000 W



STAY IN TUNE WITH THE TIMES!

This new programmable electronic thermostat designed specifically for fan heaters lets you make the most of your comfort thanks to advanced features such as "Boost" and "Lobby" modes. With simple three-step programming, you can manage your home's comfort while enjoying energy savings up to 20% compared to a mechanical thermostat.

- **ENERGY SAVINGS UP TO 20%***
- **SIMPLE THREE-STEP PROGRAMMING**
- **HEAT "BOOST" FEATURE**
QUICK TEMPERATURE RISE
- **"LOBBY" MODE**
COMPENSATES FOR FAST TEMPERATURE DROPS
- **SAFE DESIGN**
SEALED HOUSING
- **S³ MOUNTING PLATE**
STURDY, SIMPLE AND SAFE INSTALLATION

COLOUR

- white

FINISH

- molded plastic

WATTAGE AND VOLTAGE

- 150 W to 2000 W @ 120 V
- 260 W to 3475 W @ 208 V
- 300 W to 4000 W @ 240 V

CONTROL

- three-wire connection
- maximum power when "boost" mode is activated (with a timer)
- possibility of four events on weekdays and two events on weekends
- protection against power failure (two hours)
- display in Celsius or Fahrenheit

ACCURACY

- accurate ambient temperature control of $\pm 0.5^{\circ}\text{C}$ (1°F)
- CSA C828-19
- temperature sensing with thermistor

TEMPERATURE RANGE

- 5 to 30°C (41 to 86°F)

WARRANTY

- three years

*independent study

TECHNICAL SPECIFICATIONS

PRODUCT	WATTS		VOLTAGE	MAX. AMPERAGE	FREQUENCY	PRICE
CODE	MINIMUM	MAXIMUM	VOLTS	AMPERES	HZ	
ST402PFF	150/260/300	2000/3475/4000	120/208/240	16.7	60	60.00

DIMENSIONS ST402PFF : 4,94 in. (125,5 mm) wide, 4,94 in. (125,5 mm) high and 1,38 in. (35 mm) deep

°STELPRO

ST252NPFF – ST402NPFF

ELECTRONIC THERMOSTAT FOR FAN HEATERS

NON-PROGRAMMABLE



2500 W

4000 W



A WIND OF CHANGE!

Stelpro's all-new non-programmable electronic thermostats designed specifically for fan heaters let you make the most of your comfort thanks to advanced features such as "Boost" and "Lobby" modes. Harmonious design, superior technology and safe operation merge to ensure your comfort in all circumstances.

- **ENERGY SAVINGS UP TO 12%***
- **ECO MODE**
ONE-CLICK TEMPERATURE SETBACK
- **HEAT "BOOST" FEATURE**
RAPID TEMPERATURE RISE
- **LOBBY MODE**
COMPENSATES FOR FAST TEMPERATURE DROPS
- **SAFE DESIGN**
SEALED HOUSING
- **S³ MOUNTING PLATE**
STURDY, SIMPLE AND SAFE INSTALLATION

COLOUR

- white

FINISH

- molded plastic

WATTAGE AND VOLTAGE

ST252NPFF

- 150 W to 1250 W @ 120 V
- 260 W to 2160 W @ 208 V
- 300 W to 2500 W @ 240 V

ST402NPFF

- 150 W to 2000 W @ 120 V
- 260 W to 3475 W @ 208 V
- 300 W to 4000 W @ 240 V

CONTROL

- three-wire connection
- compatible with forced-air units
- eco mode: One-click temperature setback
- maximum power when "boost" mode is activated (with a timer)
- display in Celsius or Fahrenheit

ACCURACY

- accurate ambient temperature control of $\pm 0.5^{\circ}\text{C}$ (1°F)
- CSA C828-19
- temperature sensing with thermistor

TEMPERATURE RANGE

- 5 to 30°C (41 to 86°F)

WARRANTY

- three years

*independent study

TECHNICAL SPECIFICATIONS

PRODUCT	WATTS		VOLTAGE	MAX. AMPERAGE	FREQUENCY	PRICE
CODE	MINIMUM	MAXIMUM	VOLTS	AMPERES	HZ	
ST252NPFF	150/260/300	1250/2160/2500	120/208/240	10.4	60	48.00
ST402NPFF	150/260/300	2000/3475/4000	120/208/240	16.7	60	52.00

DIMENSIONS ST252NPFF: 4,35 in. (110,5 mm) wide, 4,94 in. (125,5 mm) high and 1,38 in. (35 mm) deep
 DIMENSIONS ST402NPFF: 4,94 in. (125,5 mm) wide, 4,94 in. (125,5 mm) high and 1,38 in. (35 mm) deep

°STELPRO

Stelpro reserves the right to modify descriptions, manufacturing specifications or prices without prior notice. No returns accepted on optional-colour products.
 For all the latest models and prices, please refer to our website at www.stelpro.com.



STCP

ELECTRONIC THERMOSTAT FOR HEATING FLOORS – MULTIPLE PROGRAMMING

3840 W



PROGRAMMING THE COMFORT OF YOUR FEET

This thermostat, specifically designed for heated floor systems, can read floor or ambient temperature. A booklet with more than 250 preset programs is included that can be set by simply pressing the front buttons. The STCP acts like a small computer designed to provide maximum comfort.

EASY PROGRAMMING

INCLUDES 252 PRESET PROGRAMS IN "PRE-PROG" MODE

INCREASED SAVINGS AND COMFORT

INCOMPARABLE ACCURACY

ANTICIPATED START

REACH THE TEMPERATURE SETPOINT PRECISELY AT THE PROGRAMMED TIME

7-DAY PROGRAMMING

CHOICE OF FLOOR OR AMBIENT TEMPERATURE CONTROL

BACKLIT SCREEN

COLOUR

- white

FINISH

- molded plastic

MANUFACTURING

- built-in GFCI and pilot light (test)
- four-wire connection/DPST with bipolar tripping
- 13 ft. (4 m) floor sensor included*

WATTAGE AND VOLTAGE

- maximum of 1920 W @ 120 V
- maximum of 3330 W @ 208 V
- maximum of 3840 W @ 240 V

CONTROL

- possibility of four events on weekdays and four events on weekends
- anticipated start (the thermostat reaches the desired temperature at the requested time)
- advanced floor or ambient temperature control (your choice)

- protection against power failures (two hours)

- lock option at a maximum temperature setpoint (Security mode)
- display in Celsius or Fahrenheit

ACCURACY

- accurate ambient temperature control of $\pm 0.5^{\circ}\text{C}$ (1°F)
- temperature sensing with thermistor

TEMPERATURE RANGE

- Ambient mode: 3 to 35 $^{\circ}\text{C}$ (37 to 95 $^{\circ}\text{F}$)
- Floor mode: 3 to 28 $^{\circ}\text{C}$ (37 to 82 $^{\circ}\text{F}$)

WARRANTY

- three years

* This thermostat is compatible with some floor sensors sold by other manufacturers.

DESIGNED FOR:



TECHNICAL SPECIFICATIONS

PRODUCT	WATTS	VOLTAGE	AMPERAGE	FREQUENCY	GFCI	PRICE
CODE	MAXIMUM	VOLTS	AMPERES	HZ	MA	
STCPW5*	1920/3330/3840	120/208/240	16	50/60	5	240.00

* 5 mA thermostats have an integral Ground-Fault Circuit Interrupter (GFCI) (mandatory in bathrooms and similar room types). Please refer to the electrical and building codes in effect in your region in order to choose the best thermostat to suit your needs. Dimensions: 3 3/8 in. (86 mm) wide, 4 7/8 in. (124 mm) high and 1 in. (25 mm) deep (total depth: 2 3/16 in. (56 mm))

°STELPRO

STCNP

ELECTRONIC THERMOSTAT FOR HEATING FLOORS – SINGLE PROGRAMMING

3840 W



CONTROL YOU CAN DEPEND ON TO HEAT YOUR FLOORS

The STCNP is a floor heating system thermostat that can read floor or ambient air temperature. The thermostat can be locked to prevent it from exceeding the selected temperature.

- **SIMPLE TO USE AND INSTALL**
- **INCREASED SAVINGS AND COMFORT**
INCOMPARABLE ACCURACY
- **CHOICE OF FLOOR OR AMBIENT TEMPERATURE CONTROL**
- **BACKLIT SCREEN**
CAN BE USED AS A NIGHTLIGHT

COLOUR

- white

FINISH

- molded plastic

MANUFACTURING

- built-in GFCI and pilot light (test)
- four-wire connection/DPST with bipolar tripping
- 13 ft. (4 m) floor sensor included*

WATTAGE AND VOLTAGE

- maximum of 1920 W @ 120 V
- maximum of 3330 W @ 208 V
- maximum of 3840 W @ 240 V

CONTROL

- acts like a programmable thermostat by automatically lowering the temperature once per 24-hour period (Single programming mode)

- advanced floor or ambient temperature control
- protection against power failures (two hours)
- lock option at a maximum temperature setpoint (Security mode)
- display in Celsius or Fahrenheit

ACCURACY

- accurate ambient temperature control of $\pm 0.5^{\circ}\text{C}$ (1°F)
- temperature sensing with thermistor

TEMPERATURE RANGE


- Ambient mode: 3 to 35 $^{\circ}\text{C}$ (37 to 95 $^{\circ}\text{F}$)
- Floor mode: 3 to 28 $^{\circ}\text{C}$ (37 to 82 $^{\circ}\text{F}$)

WARRANTY

- three years

* This thermostat is compatible with some floor sensors sold by other manufacturers.

DESIGNED FOR:



TECHNICAL SPECIFICATIONS

PRODUCT	WATTS	VOLTAGE	AMPERAGE	FREQUENCY	GFCI	PRICE
CODE	MAXIMUM	VOLTS	AMPERES	HZ	MA	
STCNPW5*	1920/3330/3840	120/208/240	16	50/60	5	187.00

* 5 mA thermostats have an integral Ground-Fault Circuit Interrupter (GFCI) (mandatory in bathrooms and similar room types). Please refer to the electrical and building codes in effect in your region to choose the best thermostat to suit your needs. Dimensions: 3 3/8 in. (86 mm) wide, 4 7/8 in. (124 mm) high and 1 in. (25 mm) deep (total depth: 2 3/16 in. (56 mm))

°STELPRO

Stelpro reserves the right to modify descriptions, manufacturing specifications or prices without prior notice. No returns accepted on optional-colour products. For all the latest models and prices, please refer to our website at www.stelpro.com.



STE302R2+

ELECTRONIC DOUBLE POLE THERMOSTAT – SINGLE PROGRAMMING

3000 W



COMFORT AND SAVINGS

The STE302R2+ double-pole thermostat fits perfectly with any style. It has a useful backlit screen, can be used to control electric heating units, with or without and lets you lower the temperature at a specific time of the day.

■ SIMPLE TO USE AND INSTALL

■ INCREASED SAVINGS AND COMFORT INCOMPARABLE ACCURACY

■ BACKLIT SCREEN CAN BE USED AS A NIGHTLIGHT

■ ELECTRICITY SAVINGS ENERGY SAVINGS OF 10-15% DEPENDING ON USE*

COLOUR

- white

FINISH

- molded plastic

WATTAGE AND VOLTAGE

- 150 W to 1500 W @ 120 V
- 260 W to 2600 W @ 208 V
- 300 W to 3000 W @ 240 V

CONTROL

- four-wire connection
- acts like a programmable thermostat by automatically lowering the temperature once per 24-hour period (Single programming mode)
- compatible with forced-air units (Fan mode)
- frost-free warning
- lock option at a maximum temperature setpoint (Security mode)
- display in Celsius or Fahrenheit

ACCURACY

- accurate ambient temperature control $\pm 0.5^{\circ}\text{C}$ (1°F)
- CSA C828-13
- temperature sensing with thermistor

TEMPERATURE RANGE

- 3 to 30°C (37 to 86°F)

WARRANTY

- three years

*independent study

TECHNICAL SPECIFICATIONS

PRODUCT	WATTS		VOLTAGE	AMPERAGE	FREQUENCY	PRICE
CODE	MINIMUM	MAXIMUM	VOLTS	AMPERES	HZ	
STE302R2W+	150/260/300	1500/2600/3000	120/208/240	12.5	50/60	82.00

Dimensions: 3 3/8 in. (86 mm) wide, 4 7/8 in. (124 mm) high and 1 in. (25 mm) deep (total depth: 2 3/16 in. (56 mm))

°STELPRO

TH140-28-01-B

ELECTRONIC THERMOSTAT – LINE AND LOW VOLTAGE – 7-DAY PROGRAMMABLE



This versatile thermostat can control very low voltage systems up to 240 V.

- **TWO-WIRE THERMOSTAT (R, W)**
- **COMPATIBLE WITH ALL RE, RM AND R841 RELAYS**
- **TEMPERATURE IN DEGREES CELSIUS AND FAHRENHEIT**
- **7-DAYS PROGRAMMABLE**

COLOUR

- white

FINISH

- molded plastic

VOLTAGE

- Max: 5 A @ 24 V – 240 V resistive
- Max: 2 A @ 24 V – 240 V inductive

CONTROL

- versatile thermostat that controls systems from millivolts to 240 V and is also well-suited for hot water heating
- battery powered (2 AA alkaline batteries)
- terminals R, W (X, C optional remote input)
- temperature sensing with thermistor

TEMPERATURE RANGE

- 5 to 30°C (40 to 85°F)

WARRANTY

- one year

TECHNICAL SPECIFICATIONS

PRODUCT	DESCRIPTION	PRICE
TH140-28-01-B	Electronic prog. thermostat, millivolt to 240V, 5A RES. 2A IND.	111.00

DIMENSIONS: 3 13/16 in. (97 mm) wide, 5 in. (127 mm) high and 1 in. (26 mm) deep

°**STELPRO**

Stelpro reserves the right to modify descriptions, manufacturing specifications or prices without prior notice. No returns accepted on optional-colour products. For all the latest models and prices, please refer to our website at www.stelpro.com.

SWT

LINE VOLTAGE MECHANICAL THERMOSTAT



With its rectangular housing, this wall thermostat blends well with any decor. Its great versatility makes it suitable for most heating products, including electric baseboards, fan heaters or commercial unit heaters. This easy-to-use thermostat is available in one- and two-pole versions.

- **EASY TEMPERATURE SETTING ADJUSTMENT**
- **EASY TO INSTALL AND USE**
- **SLEEK LOOK**
- **AVAILABLE IN 120 V TO 277 V**

COLOURS

- white, soft white

FINISH

- molded plastic

VOLTAGE

- 22 A @ 120-277 Vac
- 1/2 hp

CONTROL

- two-wire connection (single pole model) or four-wire connection (double pole model)
- temperature in degrees Celsius
- off position (double pole model)

TEMPERATURE RANGE

- 10 to 30 °C (50 to 90 °F)

WARRANTY

- one year

TECHNICAL SPECIFICATIONS

PRODUCT	DESCRIPTION	PRICE
SWT1C*	single pole thermostat (Celsius)	20,00
SWT2C	double pole thermostat (Celsius)	29,00

*Add SW for soft white.
Dimensions: 2 29/32 in. (74 mm) wide, 4 37/64 in. (116 mm) high and 1 9/64 in. (29 mm) deep

RJ32

MECHANICAL THERMOSTAT – LINE VOLTAGE



Its great versatility makes it suitable for most heating products, including electric baseboards, fan heaters or commercial unit heaters. This easy-to-use thermostat is available in one- and two-pole versions.

- **EASY TEMPERATURE SETTING ADJUSTMENT**
- **EASY TO INSTALL AND USE**
- **AVAILABLE IN 120 V TO 277 V**

COLOUR

- white

VOLTAGE

- 22 A @ 120, 208 or 240 Vac / 19 A @ 277 Vac

CONTROL

- two-wire connection (single pole model) or four-wire connection (double pole model)
- temperature in degrees Celsius

TEMPERATURE RANGE

- 5 to 32 °C (41 to 90 °F)

WARRANTY

- one year

TECHNICAL SPECIFICATIONS

PRODUCT	DESCRIPTION	PRICE
RJ32W1	single pole thermostat	25.00
RJ32W2	double pole thermostat	35.00

DIMENSIONS: 4 1/2 in. (114.3 mm) wide, 2 3/4 in. (69.9 mm) high and 2 1/4 in. (57.2 mm) deep

°STELPRO

Stelpro reserves the right to modify descriptions, manufacturing specifications or prices without prior notice. No returns accepted on optional-colour products. For all the latest models and prices, please refer to our website at www.stelpro.com.



STE241

ELECTRONIC THERMOSTAT LOW VOLTAGE / 24 V – SINGLE PROGRAMMING

24 V



EFFICIENT RELAY CONTROL

The STE241 series low voltage (24 V) electronic thermostat is designed to control electric furnaces and Stelpro "RE" series heating relays. It is compatible with either convection-mode or forced-air heating units as the cycles of this thermostat can be modified accordingly.

- **SIMPLE TO USE AND INSTALL**
- **INCREASED SAVINGS AND COMFORT**
INCOMPARABLE ACCURACY
- **BACKLIT SCREEN**
CAN BE USED AS A NIGHTLIGHT
- **ELECTRICITY SAVINGS**
ENERGY SAVINGS OF 10-15% DEPENDING ON USE*

COLOUR

- white

FINISH

- molded plastic

VOLTAGE

- 0.5 A @ 24 Vac

CONTROL

- three-wire connection
- compatible with electric furnaces (R, C, W connections) and Stelpro "RE" series heating relays
- adjustable cycles to accommodate both convection and forced-air heating modes. Attention: not compatible with solely inductive loads.
- acts like a programmable thermostat by automatically lowering the temperature once per 24-hour period (Single programming mode)
- frost-free warning
- lock option at a maximum temperature setpoint (Security mode)
- display in Celsius or Fahrenheit

ACCURACY

- accurate ambient temperature control $\pm 0.5^{\circ}\text{C}$ (1°F)
- temperature sensing with thermistor

TEMPERATURE RANGE

- 3 to 30°C (37 to 86°F)

WARRANTY

- three years

*independent study

DESIGNED FOR:



RE



SFE

TECHNICAL SPECIFICATIONS

PRODUCT	VOLTAGE	FREQUENCY	PRICE
CODE	VOLTS	HZ	
STE241WB+	24 VAC	50/60	63.00

Dimensions : 3 1/4 in. (83 mm) wide, 4 3/4 in. (121 mm) high and surface 1 in. (25 mm) deep (total depth: 1 3/8 in. (35 mm))

°STELPRO

D010

ELECTRONIC THERMOSTAT – LOW VOLTAGE / 24 V

24 V



This electronic thermostat designed to control electric heaters using Stelpro RM relays is immediately recognizable with its round easy-to-use dial.

- **TEMPERATURE IN DEGREES CELSIUS AND FAHRENHEIT**
- **DESIGNED FOR USE WITH SDHX AND SDHR FURNACES**
- **THREE-WIRE THERMOSTAT (R, W, C)**
- **COMPATIBLE WITH RELAYS**

COLOUR

- off-white

VOLTAGE

- 1 A @ 24 Vac

CONTROL

- three-wire connection
- all or nothing @ 24 Vac
- compatible with all RE, RM and R841D1036 model relays
- temperature in degrees Celsius and Fahrenheit

TEMPERATURE RANGE

- 10 to 30 °C (50 to 86 °F)

WARRANTY

- one year

DESIGNED FOR:



RM



SDHR



SDHX

TECHNICAL SPECIFICATIONS

PRODUCT	DESCRIPTION	PRICE
D010	24 V thermostat	35.00

DIMENSIONS: 3.54 in. x 3.54 in. x 1.57 in. (89.9 mm x 89.9 mm x 39.9 mm)

°STELPRO

Stelpro reserves the right to modify descriptions, manufacturing specifications or prices without prior notice. No returns accepted on optional-colour products. For all the latest models and prices, please refer to our website at www.stelpro.com.

ET180

ELECTRONIC THERMOSTAT – LOW VOLTAGE / 24 V

24 V



This electronic thermostat is designed to control electric heaters using Stelpro RM relays.

- **TWO-WIRE THERMOSTAT (R, W)**
- **ALL OR NOTHING (NO, NC)**
- **COMPATIBLE WITH ALL RE AND RM RELAYS AND THE R841D1036**

COLOUR

- off-white

VOLTAGE

- 1 A @ 24 Vac
- display powered by batteries (2 X AAA – not provided)

CONTROL

- two-wire connection
- all or nothing (NO or NC)
- compatible with all RE, RM and R841D1036 model relays

TEMPERATURE RANGE

- 5 to 35 °C (40 to 95 °F)
- display in Celcius only

WARRANTY

- one year

DESIGNED FOR:



RM



RE

TECHNICAL SPECIFICATIONS

PRODUCT	DESCRIPTION	PRICE
ET180	24 V electronic thermostat (Celcius only)	48.00

DIMENSIONS: 3.27 in. x 3.27 in. x 1.19 in. (83.1 mm x 83.1 mm x 30.2 mm)

°STELPRO

T822K1034

THERMOSTAT – LOW VOLTAGE / 24 V



This model can be installed in homes as well as in commercial premises. Its settings make it possible to control up to five relays without transformers or one relay with a transformer.

- **COMPATIBLE WITH ALL RE, RM AND R841 RELAYS**
- **CAN CONTROL UP TO 5 RELAYS**
- **TEMPERATURE IN DEGREES CELSIUS**

COLOUR

- white

VOLTAGE

- 1.2 A @ 24 Vac

CONTROL

- two-wire connection
- all or nothing (on/off) @ 24 Vac
- compatible with all RE, RM and R841 model relays
- can control up to 5 relays
- temperature in degrees Celsius

TEMPERATURE RANGE

- 10 to 30 °C (50 to 86 °F)

WARRANTY

- one year

TECHNICAL SPECIFICATIONS

PRODUCT	DESCRIPTION	PRICE
T822K1034	low voltage thermostat (24 V)	55.00

DIMENSIONS: 2.83 in. x 4.75 in. x 1.46 in. (71.9 mm x 120.7 mm x 37.1 mm)

°**STELPRO**

Stelpro reserves the right to modify descriptions, manufacturing specifications or prices without prior notice. No returns accepted on optional-colour products. For all the latest models and prices, please refer to our website at www.stelpro.com.

T87K1015

THERMOSTAT – LOW VOLTAGE / 24 V



This model can be installed in any room of the house. Its round design houses a dimmer switch and sports a charming retro look.

- **TWO-WIRE THERMOSTAT (R, W)**
- **COMPATIBLE WITH ALL RE, RM AND R841 RELAYS**
- **TEMPERATURE IN DEGREES CELSIUS**
- **SUITABLE FOR 24 V HEATING UNITS**

COLOUR

- white

VOLTAGE

- 1 A @ 24 Vac

CONTROL

- two-wire connection
- all or nothing (on/off) @ 24 Vac
- compatible with all RE, RM and R841 model relays
- temperature in degrees Celsius

TEMPERATURE RANGE

- 10 to 30 °C (50 to 86 °F)

WARRANTY

- one year

TECHNICAL SPECIFICATIONS

PRODUCT	DESCRIPTION	PRICE
T87K1015	low voltage thermostat (24 V)	114.00

DIMENSIONS: 3 11/16 in. diameter x 1 3/4 in. (93.7 mm diameter x 44.5 mm)

°STELPRO

RE25-RE30

ELECTRONIC RELAY – LOW VOLTAGE



RE253C



RE253T



RE306C



These larger models must be installed in an external junction box. A variety of models are available depending on your needs.

■ WITH TRANSFORMER (RE253T)

■ COMPATIBLE WITH STE241, T822K1034, T87K1015, D010 AND ET180 THERMOSTATS

■ 3 TO 32 VDC PULSE OR ALL OR NOTHING (ON/OFF) SIGNAL

■ EASY TO INSTALL IN A 4" X 4" ELECTRICAL JUNCTION BOX

■ FROM 120 V TO 600 V

CONTROL

- pulsed signal (PWM) or all or nothing (on/off) at 24 Vac, 3-32 Vdc signal
- with a transformer (RE253T)
- compatible with the STE241, T822K1034, T87K1015, D010 and ET180 thermostats
- two additional relays without transformers can be added to the same control circuit as a relay with a transformer
- installing more than four relays without transformers to the same thermostat is not recommended

INSTALLATION

- the relay must be installed in an external junction box

WARRANTY

- three years

TECHNICAL SPECIFICATIONS

PRODUCT	DESCRIPTION	PRICE
RE253C	electronic low voltage relay [25 A @ 120 V, 208 V, 240 V, 277 V or 347 V]	109.00
RE253T	electronic low voltage relay [25 A @ 208 V, 240 V, 277 V or 347 V] (w/transformer)	109.00
RE306C	electronic low voltage relay [30 A @ 120 V-600 V]	142.00

DIMENSIONS: RE253: 4.10 in. x 4.10 in. x 2.10 in. (104.1 mm x 104.1 mm x 53.3 mm)
RE306C: 4.76 in. x 4.70 in. x 3 in. (120.9 mm x 119.4 mm x 76.2 mm)

RE15

ELECTRONIC RELAY – LOW VOLTAGE – SMALLER-SIZED



RE153T



RE156



RE153



Due to their small size, they can be fitted in a heating unit's junction box. A variety of models are available to meet your needs.

- **WITH TRANSFORMER (RE153T)**
- **COMPATIBLE WITH STE241, T822K1034, T87K1015, D010 AND ET180 THERMOSTATS**
- **COMPACT SIZE**
- **3 TO 32 VDC PULSE OR ALL OR NOTHING (ON/OFF) SIGNAL**
- **DELIVERS MORE PRECISE TEMPERATURE CONTROL WHEN PAIRED WITH THE RIGHT THERMOSTAT**

CONTROL

- pulsed signal (PWM) or all or nothing (on/off) at 24 Vac, 3-32 Vdc signal
- with a transformer (RE153T)
- compatible with the STE241, T822K1034, T87K1015, D010 and ET180 thermostats
- two additional relays without transformers can be added to the same control circuit as a relay with a transformer
- installing more than four relays without transformers to the same thermostat is not recommended

INSTALLATION

- the relays must be installed inside the junction box of the heating unit

DIMENSIONS

WARRANTY

- three years

TECHNICAL SPECIFICATIONS

PRODUCT	DESCRIPTION	PRICE
RE153	electronic low voltage relay [15 A @ 120 V-347 V]	61.00
RE156	electronic low voltage relay [6 A @ 120 V-600 V]	96.00
RE153T	electronic low voltage relay [15 A @ 208 V-347 V] (w/transformer)	76.00

DIMENSIONS: RE153 and RE156: 3.31 in. x 2.17 in. x 0.89 in. (84.1 mm x 55.1 mm x 22.6 mm)
RE153T: 3.31 in. x 2.17 in. x 1.5 in. (84.1 mm x 55.1 mm x 38.1 mm)

RM

ELECTROMECHANICAL RELAY – LOW VOLTAGE



RM120T



RM240T



RM347T



RM347C



CONTROL

- all or nothing (on/off)
- with a 24 V transformer (with exception of the RM347C w/o transformer)
- compatible with the T822K1034, T87K1015 and ET180 thermostats (the RM347C w/o a transformer is also compatible with the STE241 and D010 thermostats)
- installing more than four relays without a transformer to the same thermostat is not recommended (two relays without a transformer if connected to a STE241 thermostat)
- no additional relay can be connected to the same control circuit as a relay with a transformer

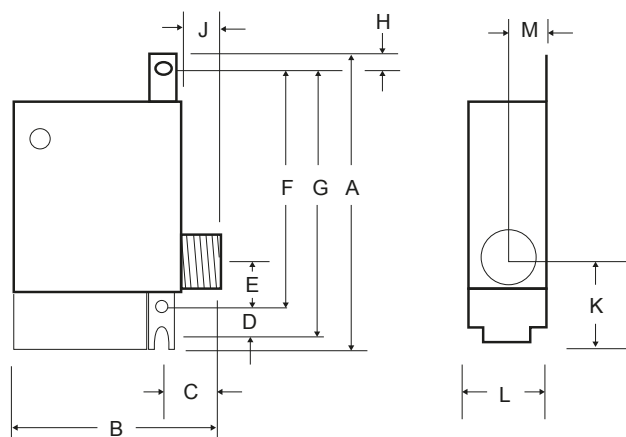
INSTALLATION

- these relays can be installed in an external junction box
- these relays may or may not be installed in the junction box of the heating unit (see the accessories table for the heating unit)

WARRANTY

- one year

TECHNICAL DRAWINGS



TECHNICAL SPECIFICATIONS

PRODUCT	DESCRIPTION	PRICE
RM120T	electromechanical relay with transformer 24 V [3000 W @ 120 V]	84.00
RM240T	electromechanical relay with transformer 24 V [6000 W @ 240 V AND 5200 W @ 208 V]	84.00
RM347T	electromechanical relay with transformer 24 V [6000 W @ 347 V]	95.00
RM347C	electromechanical relay without transformer 24 V [6000 W @ 120 V-347 V]	67.00

DIMENSIONS

PRODUCT	KEY	A	B	C	D	E	F	G	H	J	K	L	M
RM...T	MM	100	67	18	11	19	74	84	10	10	35	41	16
	IN.	3 15/16	2 21/32	23/32	27/64	3/4	2 57/64	3 21/64	13/32	25/64	1 3/8	1 5/8	5/8
RM...C	MM	76	51	18	11	19	74	84	10	10	35	41	16
	IN.	3 3/4	2 1/2	23/32	27/64	3/4	2 57/64	3 21/64	13/32	25/64	1 3/8	1 5/8	5/8

°STELPRO

Stelpro reserves the right to modify descriptions, manufacturing specifications or prices without prior notice. No returns accepted on optional-colour products. For all the latest models and prices, please refer to our website at www.stelpro.com.



R841

ELECTROMECHANICAL RELAY – LOW VOLTAGE



R841C1151



CONTROL

- all or nothing (on/off)
- with a 24 V transformer (except the R841D1036 w/o a transformer)
- compatible with the T822K1034, T87K1015 and ET180 thermostats (the R841D1036 w/o a transformer is also compatible with the STE241 and D010 thermostats)
- installing more than four relays without a transformer to the same thermostat is not recommended (two relays without a transformer if connected to a STE241 thermostat)
- no additional relay can be connected to the same control circuit as a relay with a transformer

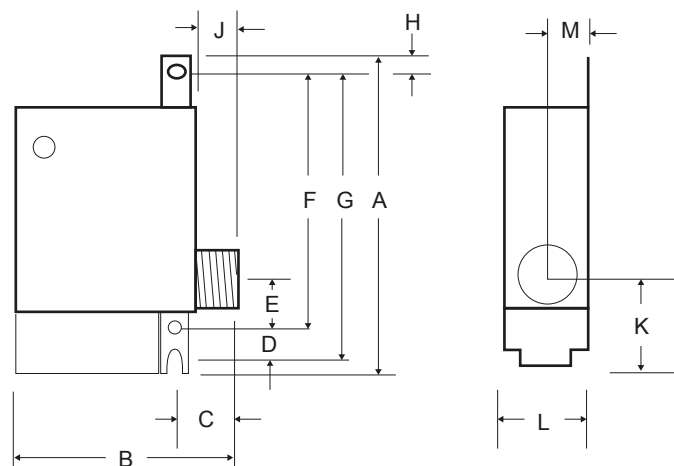
INSTALLATION

- these relays can be installed in an external junction box
- these relays may or may not be installed in the junction box of the heating unit (see the accessories table for the heating unit)

WARRANTY

- one year

TECHNICAL DRAWINGS



TECHNICAL SPECIFICATIONS

PRODUCT	DESCRIPTION	PRICE
R841C1151	electromechanical relay c/w transformer 24 V [6000 W @ 600 V]	144.00
R841D1036	electromechanical relay w/o transformer 24 V [6000 W @ 600 V]	118.00

DIMENSIONS

KEY	A	B	C	D	E	F	G	H	J	K	L	M
MM (NOMINAL)	95	65	20	10	20	75	85	5	10	35	40	15
IN.	3 1/4	2 3/8	3/4	15/32	3/4	2 29/32	3 3/8	1/4	7/16	1 15/32	1 1/2	5/8

FD60M

MECHANICAL TIMER



This timer features a 60-minute dimmer dial that can be used to control forced air units. It also prevents overheating and offers better energy control.

- **HEAT FOR A SET TIME WITHOUT HASSLE**
- **60-MINUTE TIMER**
- **CONTROLS FORCED AIR UNITS THAT DON'T HAVE BUILT-IN TIMERS AND CONTROLS**

COLOUR

- white

VOLTAGE

- 20 A @ 120 Vac / 10 A @ 240 and 277 Vac

INSTALLATION

- wall mounted with wall plate (not provided)

CONTROL

- 60-minute timer
- used to control forced-air units such as: SK, RWF, SKS

WARRANTY

- one year

TECHNICAL SPECIFICATIONS

PRODUCT	DESCRIPTION	PRICE
FD60MCW70	60-minute timer	89.00

DIMENSIONS: 1.6 in. x 2.79 in. x 1.19 in. (40.6 mm x 70.9 mm x 30.2 mm)



Stelpro reserves the right to modify descriptions, manufacturing specifications or prices without prior notice. No returns accepted on optional-colour products. For all the latest models and prices, please refer to our website at www.stelpro.com.

TG511A1000

UNIVERSAL THERMOSTAT GUARD



KEYS (INCLUDED)
The ambient temperature can only be changed by the key owner.

Safeguard your comfort zone with this transparent thermostat guard designed to fit all types of thermostats. Ensure that the temperature setpoint is not changed without your knowledge and protect your unit from vandalism. Easy to install.

- **COMPATIBLE WITH ALL STELPRO THERMOSTATS**
- **PROTECTION AGAINST VANDALISM, DAMAGE AND UNAUTHORIZED TAMPERING OF SETTINGS**
- **EQUIPPED WITH A TUMBLER LOCK (KEYS INCLUDED)**

MANUFACTURING

- clear plastic

INSTALLATION

- can be installed without removing the thermostat from the wall

WARRANTY

- one year

TECHNICAL SPECIFICATIONS

PRODUCT	DESCRIPTION	PRICE
TG511A1000	universal thermostat guard	51.00

INSIDE DIMENSIONS: 6 1/16 in. x 5 1/16 in. x 2 15/16 in. (154 mm x 128.6 mm x 74.6 mm)

F29

THERMOSTAT GUARD



F290143



F290193



KEYS (INCLUDED)

The ambient temperature can only be changed by the key owner.



Safeguard your comfort zone with this small thermostat guard. Its tumbler lock ensures that the temperature setpoint will not be changed without your knowledge while protecting your unit from vandalism. Easy to install.

- **COMPATIBLE WITH THE STCNP, STCP, STE302R2+, STE241, T822K1034, T87K1015, D010 AND ET180 THERMOSTATS**
- **EQUIPPED WITH A TUMBLER LOCK (KEYS INCLUDED)**
- **PROTECTS THERMOSTATS AGAINST VANDALISM AND UNAUTHORISED SETTING CHANGES**
- **AVAILABLE IN CLEAR PLASTIC OR METAL**

MANUFACTURING

- clear plastic (F290143) or metal (F290193)

WARRANTY

- one year

TECHNICAL SPECIFICATIONS

PRODUCT	DESCRIPTION	PRICE
F290143	clear plastic thermostat guard	51.00
F290193	metal thermostat guard	76.00

INSIDE DIMENSIONS: F290143: ring base of 3 1/2 in. x 6 3/8 in. x 3 1/4 in. (88.9 mm x 161.9 mm x 82.6 mm), solid base of 3 1/2 in. x 6 3/8 in. x 3 in. (88.9 mm x 161.9 mm x 76.2 mm)
F290193: 3 13/16 in. x 6 in. x 3 1/8 in. (96.8 mm x 152.4 mm x 79.4 mm)



Hand dryers

Stelpro hand dryers were developed to be efficient, customizable and eco-friendly. From design to manufacturing, our ultimate goal is to offer multi-purpose hand dryers that can meet all your needs, no matter the conditions of use.

ELN | EL-NIÑO™

HAND DRYER



THE PERFECT COMBINATION OF POWER AND STYLE

The El-Niño is absolutely incredible; you have to try it to believe it. This powerful hand dryer dries hands completely in only ten seconds. The El-Niño is a quiet, energy-efficient solution that combines quick drying with overall savings. This state-of-the-art hand dryer offers four personalized operating modes to meet your needs. Save time and money with the stylish El-Niño!

- **NOISE LEVEL AND HEAT CONTROL**
FOUR PERSONALIZED MODES
- **ENERGY EFFICIENT IN ECONOMICAL AND HARMONY MODES**
- **HEAVY-DUTY DIE-CAST ALUMINUM ALLOY SHELL**
- **STYLISH AND COMPACT**
- **SEMI-RECESSED INSTALLATION**
LESS THAN 4 INCHES

COLOURS

- **standard:** white
- **luxury finish:** brushed chrome (surcharge)
- **Orora (optional):** refer to www.stelpro.com/en-CA/Orora

FINISH

- epoxy-polyester powdercoat or chrome-plated

MANUFACTURING

- rib reinforced shell, solidly constructed of die-cast aluminum alloy
- lightweight, heavy duty and rustproof shell
- wall bracket with two chrome-plated tamper-proof bolts

ELEMENT

- nichrome element located in motor section

CONTROL

- four personalized operating modes to meet your needs
- infrared optical sensor located next to the air outlet activates and deactivates the hand dryer
- 60-second lockout feature is activated if hands are not removed before this time

INSTALLATION

- surface mounted
- optional semi-recessed installation with depth of 4 inches or less; meets ADA standards (Americans with Disabilities Act)

WARRANTY

- five years,*three years on electronic components

TECHNICAL SPECIFICATIONS

PRODUCT	POWER (WATTS)*			VOLTAGE	AMPERAGE	WEIGHT		PRICE	
CODE	ELEMENT	MOTOR	TOTAL	VOLTS	AMPERES	KG	LB	W	BC
ELNV0901A	900	550	1450	120	10	4.4	9.8	1 050.00	1 226.00
ELNV0902A	900	550	1450	240	5.8	4.4	9.8	1 050.00	1 226.00
ELNV0908A	900	550	1450	208	5	4.4	9.8	1 050.00	1 227.00

Add W for white or BC for brushed chrome (consult the optional colours chart or contact your Stelpro representative for all other colours).

*Data obtained in Normal/High mode

ACCESSORIES

PRODUCT	DESCRIPTION	PRICE
ELNKO*	Pre-drilled sleeve for electrical connection	55.00
SHDXL-89W	Wall guard - white (15 3/4 in. x 31 3/4 in. x 1/16 in. – 40 cm x 81 cm x 0.16 cm) – set of two	342.00
SHDXL-89B	Wall guard - black (15 3/4 in. x 31 3/4 in. x 1/16 in. – 40 cm x 81 cm x 0.16 cm) – set of two	342.00
SHDXL-89S	Wall guard - stainless steel (15 3/4 in. x 31 3/4 in. x 1/16 in. – 40 cm x 81 cm x 0.16 cm) – set of two	543.00

* Factory installed

PRE-DRILLED SLEEVE FOR ELECTRICAL CONNECTION

The pre-drilled sleeve allows for an electrical connection to the top of the unit in the case when access to the junction box from inside the wall or the bottom of the unit is problematic or not required (only available for surface mounted installation).



WALL GUARD

The wall guard protects the wall under the hand dryer from drops of water due to wet hands being blown dry and makes cleaning easier.



OPERATING MODES

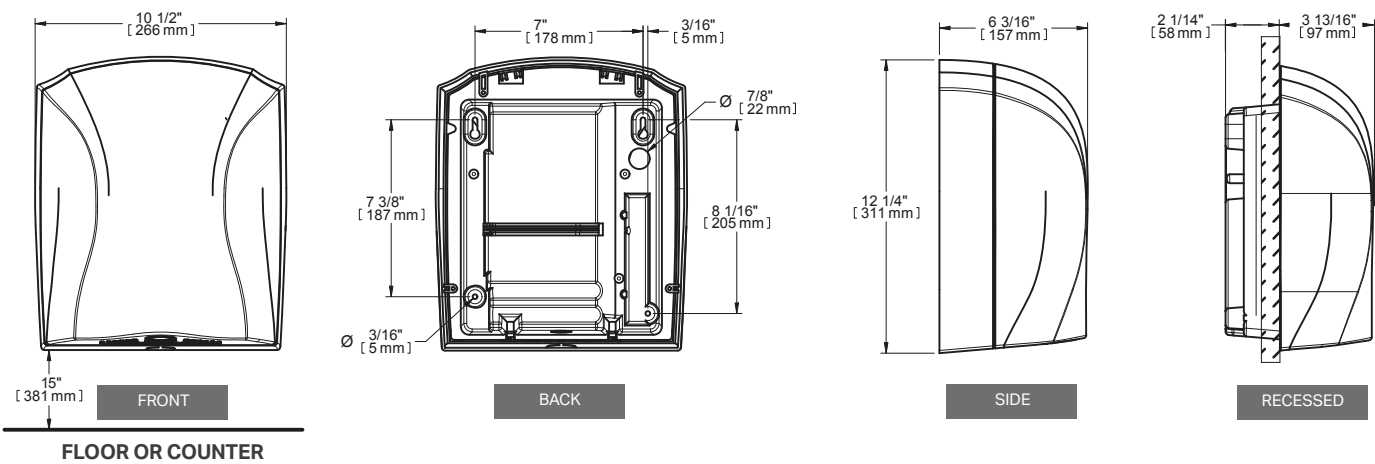
The El-Niño's built-in electronic control lets you personalize your unit to meet all your needs.

MODE	ENERGY SAVINGS	AIR SPEED OR AIR FLOW	HEATING POWER	NOISE LEVEL	DRYING TIME
ULTIMATE – Normal/High mode High air speed and full heating power for quick drying Ideal for: stadiums, arenas, theatres, public places and warehouses	---				
COMFORT – Normal/Low mode Reduced air speed and moderate heating power for comfortable noise level and heat range Ideal for: libraries, small restaurants and coffee shops	---				
ECONOMICAL – Eco/High mode High air speed without heat for quick drying with energy and cost savings Ideal for: schools, universities, amusement parks, warehouses and large restaurants			---		
HARMONY – Eco/Low mode Reduced air speed without heat for energy savings and a moderate noise level Ideal for: hospitals, libraries, daycares, small restaurants and coffee shops			---		

MODE	AIR SPEED (LFM)		TOTAL POWER	NOISE LEVEL (DB)	
	AT AIR OUTLET	AT HAND LEVEL*	WATTS	WITHOUT HANDS	WITH HANDS
ULTIMATE	19 000	16 000	1450	77	90
COMFORT	11 400	9600	1175	72	85
ECONOMICAL	19 000	16 000	550	77	90
HARMONY	11 400	9600	465	72	85

*4 inches below

TECHNICAL DRAWINGS



RECOMMENDED INSTALLATION HEIGHTS

Distance between floor and bottom of hand dryer

MEN	WOMEN	TEENAGERS	CHILDREN	HANDICAPPED
45 in. (115 cm)	43 in. (110 cm)	41 in. (105 cm)	35 in. (90 cm)	37 in. (95 cm)

3 LEVELS OF DETECTION

Adjust the sensitivity level of your hand dryer to meet usage requirements.

Detection distances may vary depending on lighting conditions.



MAXIMAL DETECTION – STANDARD (APPROX. 4 IN. – 10 CM)



MEDIUM DETECTION – DECREASED (APPROX. 3 IN. – 7.6 CM)



MINIMAL DETECTION – MINIMUM (APPROX. 2 IN. – 5 CM)



SHDXL | XLERATOR™

HAND DRYER



XLERATOR

THE STANDARD IN HIGH VELOCITY

The first high velocity hand dryer on the market, the Xlerator sets the standard for quality and performance in its category. The Xlerator dries hands in seconds, making it the ultimate choice in washrooms with high traffic, such as stadiums, arenas and public places. Its reinforced, die-cast zinc alloy shell make it virtually unbreakable. The first choice for LEED® buildings, the Xlerator is the ideal high velocity hand dryer!

- **DRIES HANDS IN ONLY 8 SECONDS†!**
- **LED WARNING LIGHT IN CASE OF PROBLEMS**
- **PERFECT FOR LEED® BUILDINGS**
- **CHOICE OF 5 COLOURS AND CUSTOMIZATION WITH YOUR LOGO**

COLOURS

- **standard:** white, white polymer BMC
- **luxurious finish:** chrome, graphite or brushed stainless steel (surcharge)

FINISH

- epoxy-polyester powdercoat

MANUFACTURING

- rib reinforced shell, solidly constructed of die-cast zinc alloy
- lightweight, unbreakable and rustproof
- secured to its supporting wall bracket with two chrome-plated, tamper-proof bolts

SOUND LEVEL

- 71 dBA (81 dBA with hands)

ELEMENT

- nichrome element producing instant heat

CONTROL

- infrared optical sensor located next to the air outlet activates hand dryer
- 35-second lockout feature is activated if hands are not removed before this time

INSTALLATION

- wall mounted

WARRANTY

- five years, *three years on electronic components

† Dry time and energy use testing performed by SGS International on standard XLERATOR Hand Dryer with 0.8 in. nozzle to 0.25 g or less of residual moisture, pursuant to the UL Environment Global Product Category Rules (PCR) for Hand Dryers.

TECHNICAL SPECIFICATIONS








PRODUCT	POWER (WATTS)			VOLTAGE	AMPERAGE	WEIGHT		PRICE			
CODE	ELEMENT	MOTOR	TOTAL	VOLTS	AMPERES	KG	LB	W	BW	GR	CH OR SS
SHDXLAS1	1000	500	1500	120	12.5	7.3	16	1 268.00	1 157.00	1 340.00	1 451.00
SHDXLAS2	1000	500	1500	208-240-277	6.5	7.3	16	1 268.00	1 157.00	1 340.00	1 451.00

Add W for white, BW for white polymer BMC, CH for chrome, SS for brushed stainless steel or GR for graphite.

°STELPRO

Stelpro reserves the right to modify descriptions, manufacturing specifications or prices without prior notice. No returns accepted on optional-colour products. For all the latest models and prices, please refer to our website at www.stelpro.com.



	ENERGY SAVINGS	AIR SPEED OR AIR FLOW	HEATING POWER	NOISE LEVEL	DRYING TIME
ADJUSTABLE PARAMETERS: HEAT, MOTOR AND RANGE Ideal for: schools, arenas, stadiums and busy public places		 ADJUSTABLE			
					
					

*At maximum capacity

RECOMMENDED INSTALLATION HEIGHTS


Distance between floor and bottom of hand dryer

MEN	WOMEN	TEENAGERS	CHILDREN	HANDICAPPED
45 in. (115 cm)	43 in. (110 cm)	41 in. (105 cm)	35 in. (90 cm)	37 in. (95 cm)

CHOICE OF 5 COLOURS



PERSONALIZATION



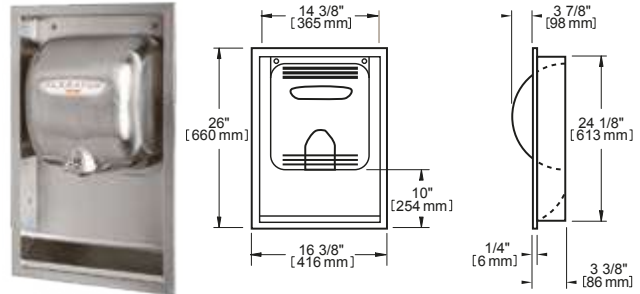
Create a memorable impact by personalizing your hand dryer. Choose your colour and have your company logo printed right on the dryer. For more details, contact your Stelpro representative.

ACCESSORIES

PRODUCT	DESCRIPTION	PRICE
SHDXL-40525	HEPA filter kit	433.00
SHDXL-40520	HEPA replacement filter	233.00
SHDXL-94	Replacement pre-filter with stainless steel mesh screen	73.00
SHDXL-40502	Stainless steel recess kit	462.00
SHDXL-89W	Wall guard - white (15 3/4 in. x 31 3/4 in. x 1/16 in. – 40 cm x 81 cm x 0.16 cm) – set of two	342.00
SHDXL-89B	Wall guard - black (15 3/4 in. x 31 3/4 in. x 1/16 in. – 40 cm x 81 cm x 0.16 cm) – set of two	342.00
SHDXL-89S	Wall guard - stainless steel (15 3/4 in. x 31 3/4 in. x 1/16 in. – 40 cm x 81 cm x 0.16 cm) – set of two	543.00

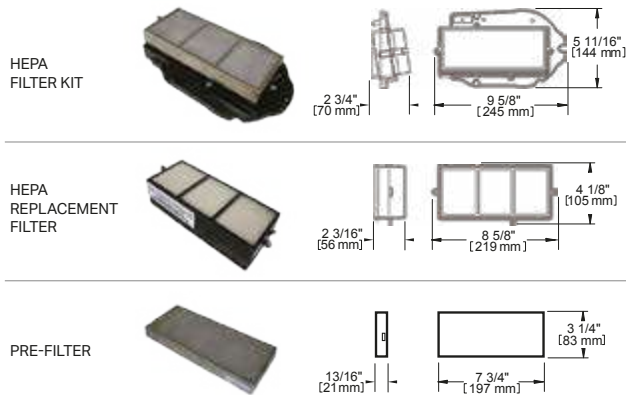
RECESS KIT

The recess kit is comprised of a stainless steel, satin finish wall box and mounting plate. When installed with the recess kit, the XLERATOR takes up less than 4 in. (10 cm) of wall depth, meeting ADA Protusion Requirements (Americans with Disabilities Act).




HEPA FILTRATION SYSTEM

STELPRO offers the only certified HEPA filtration system proven to remove 99.97% of bacteria and particles from the air.

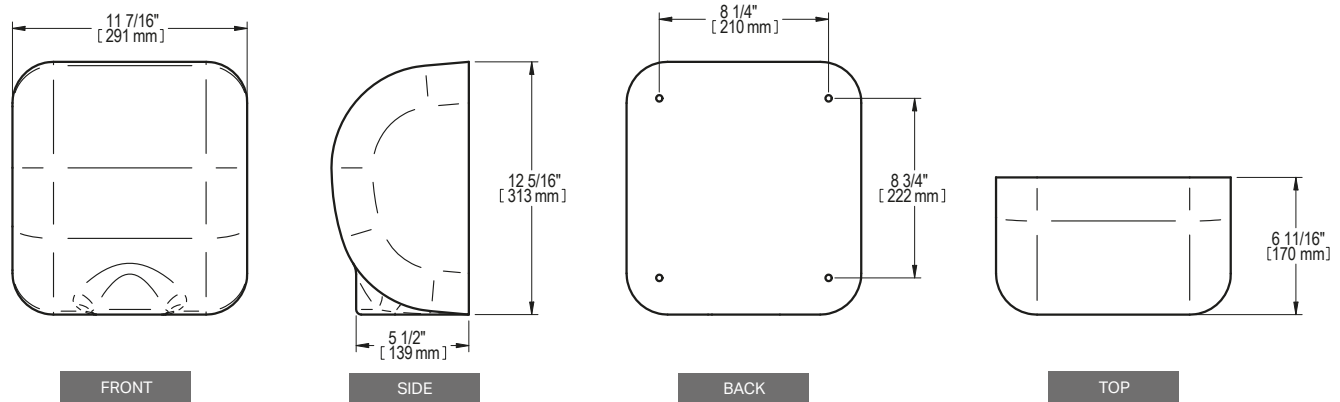


WALL GUARD

The wall guard protects the wall under the hand dryer from drops of water due to wet hands being blown dry, keeping bacteria from forming on the wall.



TECHNICAL DRAWINGS



LAN | LA-NIÑA™

HAND DRYER



VERSATILITY WITHIN REACH

Count on La-Niña not to disappoint. With one model that comes in three voltages, its versatility will amaze you! This multi-voltage hand dryer can be used in many different environments due to its four personalized operating modes. The La-Niña hand dryer takes up very little wall space, as it's only 4 in. (10 cm) deep! La-Niña is a winner!

- **NOISE LEVEL AND HEAT CONTROL**
FOUR PERSONALIZED MODES
- **ENERGY EFFICIENT**
IN ECONOMICAL AND HARMONY MODES
- **ONLY ONE MODEL FOR ALL USES**
- **STYLISH AND COMPACT**
LESS THAN 4 INCHES DEEP

COLOURS

- **standard:** white
- **luxurious finish:** brushed chrome (surcharge)

MANUFACTURING

- Lexan rib reinforced shell; lightweight and impact resistant
- secured to wall bracket with two stainless steel tamper-proof bolts

WATTAGE AND VOLTAGE

- multi-voltage
- see technical specifications table

ELEMENT

- nichrome element located in the motor section

CONTROL

- four personalized operating modes to meet your needs
- infrared optical sensor located next to the air outlet activates and deactivates the hand dryer
- 60-second lockout feature is activated if hands are not removed before this time

INSTALLATION

- surface mounted: depth of 4 in. (10 cm) or less; meets ADA standards (*Americans with Disabilities Act*)

WARRANTY

- three years

TECHNICAL SPECIFICATIONS

PRODUCT	POWER	VOLTAGE	AMPERAGE	WEIGHT		PRICE	
CODE	WATTS*	VOLTS	AMPERES	KG	LB	W	BC
LANV1200A	1350	120/208/240	11	2.5	5.5	695.00	760.00

















Add W for white or BC for brushed chrome.

*Data obtained in Ultimate mode.

This hand dryer is multi-voltage for 120V/208V/240V and will automatically adjust power to optimize performance.

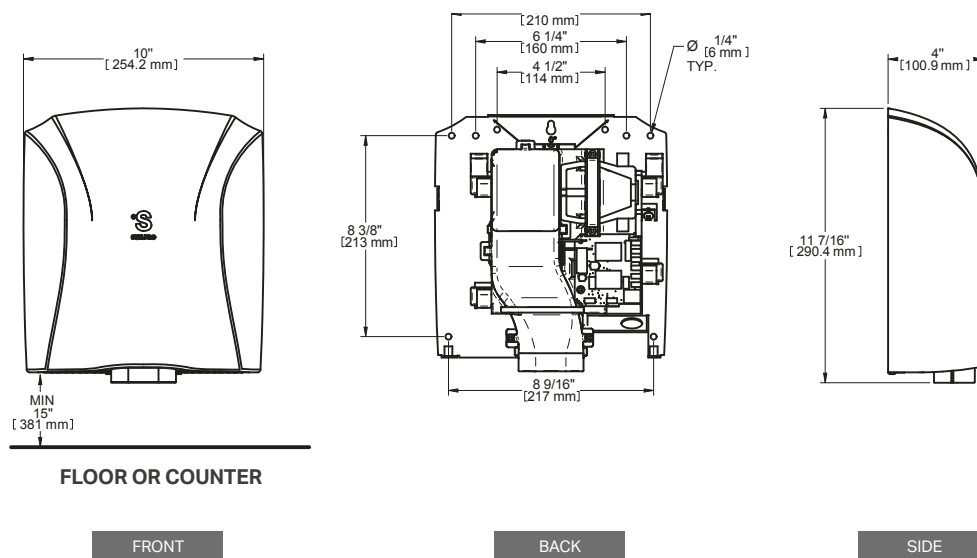
OPERATING MODES

The La-Niña's built-in electronic control lets you personalize your unit to meet all your needs. The unit is controlled by an internal circuit board.

MODE	ENERGY SAVINGS	AIR SPEED OR AIR FLOW	HEATING POWER	NOISE LEVEL	DRYING TIME
ULTIMATE – Normal/High mode High air speed and full heating power for quick drying Ideal for: stadiums, arenas, theatres, public places and warehouses	---				
COMFORT – Normal/Low mode Reduced air speed and moderate heating power for comfortable noise level and heat range Ideal for: libraries, small restaurants and coffee shops	---				
ECONOMICAL – Eco/High mode High air speed without heat for quick drying with energy and cost savings Ideal for: schools, universities, amusement parks, warehouses and large restaurants			---		
HARMONY – Eco/Low mode Reduced air speed without heat for energy savings and a moderate noise level Ideal for: hospitals, libraries, daycares, small restaurants and coffee shops			---		

MODE	AIR FLOW	TOTAL POWER	NOISE LEVEL
	CFM	WATTS	DB
ULTIMATE	108	1350	69
COMFORT	78	910	63
ECONOMICAL	108	135	69
HARMONY	78	65	63

TECHNICAL DRAWINGS



RECOMMENDED INSTALLATION HEIGHTS

Distance between floor and bottom of hand dryer

MEN	WOMEN	TEENAGERS	CHILDREN	HANDICAPPED
45 in. (115 cm)	43 in. (110 cm)	41 in. (105 cm)	35 in. (90 cm)	37 in. (95 cm)

3 LEVELS OF DETECTION

Adjust the sensitivity level of your hand dryer to meet usage requirements.

Detection distances may vary depending on lighting conditions.



MAXIMAL DETECTION – STANDARD (APPROX. 4 IN. – 10 CM)














































MEDIUM DETECTION – DECREASED (APPROX. 3 IN. – 7.6 CM)



MINIMAL DETECTION – MINIMUM (APPROX. 2 IN. – 5 CM)



HAND DRYER CROSS-REFERENCE TABLE

		ENERGY SAVINGS	AIR SPEED OR AIR FLOW	HEATING POWER	NOISE LEVEL	DRYING TIME	ON/OFF OPERATION	WARRANTY
HIGH VELOCITY	EL-NIÑO™ Ultimate Mode	---					AUTOMATIC WITH THREE DETECTION LEVELS	
	EL-NIÑO™ Comfort Mode	---						
	EL-NIÑO™ Economical Mode			---				
	EL-NIÑO™ Harmony Mode			---				
	XLERATOR™ Adjustable parameters: heat, motor and range		 ADJUSTABLE	   		 [†]	AUTOMATIC WITH ADJUSTABLE DETECTION LEVELS	
STANDARD VELOCITY	LA-NIÑA™ Ultimate mode	---					AUTOMATIC WITH THREE DETECTION LEVELS	
	LA-NIÑA™ Comfort mode	---						
	LA-NIÑA™ Economical mode			---				
	LA-NIÑA™ Harmony mode			---				

*Three years on electronic components


† At maximum capacity



Useful information

CUSTOM PROJECTS

(contact your Stelpro representative for exact specifications)



COMPATIBILITY OF THERMOSTATS AND RELAYS

SUGGESTED THERMOSTATS AND RELAYS

MODEL	SAT402ZB	STZW402	ST252NP	ST252NPFF	ST302NP ST302P	ST402NP ST402P	ST402NPFF ST402PFF	STE403NP	STE302R2+	STCNP STCP	STE241 A/RELAIS RE: RM347C OR R841D1036	ET180 A/RELAIS* RE: RM347T, RM240T, R841 OR CIRCUIT C24	TH115AF A/RELAIS CT230GA	SWT1C SWT1F	OTHER
ALUX1	X	X	X		X	X		X	X		X	X		X	
ALUX2	X	X	X		X	X		X	X		X	X		X	
ALUX3	X	X	X		X	X		X	X		X	X		X	
ALUX4	X	X	X		X	X		X	X		X	X		X	
B	X	X	X		X	X		X	X		X	X		X	
BA	X	X	X		X	X		X	X		X	X		X	
CBB	X	X	X		X	X		X	X		X	X		X	
CBF	X	X	X		X	X		X	X		X	X		X	
CBH	X			X			X	X	X		X	X		X	
CF	X			X			X	X	X		X	X		X	
CW1000	X	X	X		X	X		X	X		X	X		X	
CW750	X	X	X		X	X		X	X		X	X		X	
CWS1000	X	X	X		X	X		X	X		X	X		X	
CWS750	X	X	X		X	X		X	X		X	X		X	
DBI	X	X	X		X	X		X	X		X	X		X	
DR	X			X			X	X			X	X		X	
EC															ST-XPROEC
EU															ST-XPROEU
FFI	X			X			X	X	X		X	X		X	
FI	X	X	X		X	X		X	X		X	X		X	
MIR	X	X	X		X	X		X	X		X				
PDH	X	X	X		X	X		X	X		X	X		X	
RUH	X			X			X	X	X		X	X		X	
RWF	X			X			X	X	X		X	X		X	
SCA	X	X	X		X	X		X	X		X	X		X	
SCAS	X	X	X		X	X		X	X		X	X		X	
SCPT															X
SCR	X	X	X		X	X		X	X		X	X		X	
SCRG															X
SCU										X			X		
SDC												X		X	
SECM										X			X		
SFM										X			X		
SGH	X						X	X	X		X	X		X	
SHC	X	X	X		X	X		X			X				
SHU	X		X		X	X			X		X	X		X	
SIRH															SIRHC402-1
SK	X	X		X			X	X	X		X	X		X	
SKS	X			X			X	X	X		X	X		X	
SOA	X			X			X	X	X						
SOR	X	X	X		X	X		X			X				
SORB	X			X			X	X	X						
SPDH	X	X	X		X	X		X	X		X	X		X	
SPR	X	X	X		X	X		X	X		X	X		X	
SSFP															X
SSFR															X
SSC/SSCM															X
SWU															SWUT1
VUH											X	X		X	
WF	X			X			X	X	X		X	X		X	
WFA	X			X			X	X	X		X	X		X	

The suggested thermostats may not be compatible with certain voltages, powers and control circuits. Consult the thermostat's user's guide for more information on compatibility.
 * For SHU, VUH, CBH and SDC models, please consult customer service for the exceptions.

NOMENCLATURE

STANDARD MODELS

B	050	2	W
SERIES	POWER	VOLTAGE	COLOUR
SOR	500 W	120 V	WHITE
MIR	750 W	208 V	SOFT WHITE
SHC	1000 W	240 V	ALMOND
BA	1250 W	347 V	ANODIZED ALUMINUM PAINT
SPR	1500 W	600 V	GRAVEL GRAY
B	1750 W		CHARCOAL
SORB	2000 W		ESPRESSO
SOA	2250 W		BLACK
RWF*	2500 W		MIDNIGHT BLUE
SCR			DENIM BLUE
SKS			TURQUOISE
FFI			MOSS GREEN
SK*			CANARY YELLOW
SGH			ORANGE
PDH			RED
WFA*			
WF*			
CF*			
SIRH			

* See the exceptions in the technical specifications table of each product.

COMMERCIAL/INDUSTRIAL MODELS

CBH	05	6	3	CT	W
SERIES	POWER (KW)	VOLTAGE	PHASE	CONTROL	COLOUR

This nomenclature applies to the following series: DR, CBH, SDC, SHU, VUH.

ARCHITECTURAL MODELS

DBI	24	20	3	W
SERIES	LENGTH	POWER	VOLTAGE	COLOUR
	X 100 = MM	X 100 = W		

This nomenclature applies to the following series: SPDH, CBB, CBF, SCA, SCAS, DBI, FI, CW750, CWS750, CW1000, CWS1000, ALUX1, ALUX2, ALUX3, ALUX4.

CROSS-REFERENCE TABLE

SERIES	STELPRO	PAGE	OUELLET	DIMPLEX
SOR	high-end convector	10	OCE/OCT	PPC/DLX/DTX
MIR	electronic convector	12	ONC	DEP/DNP
SHC	electronic convector	14	OEC/ONC	PPC/DLX/DTX
BA	high-end baseboard	16	ODL	-
SPR	high-end compact baseboard	19	-	LC/LCL/LCM
B	electric baseboard	22	OFM	DPEG/BN/BL
SORB	high-end fan heater	26	OHY	PCH
SOA	fan heater for bathrooms	28	OVC	PCH/EF
RWF	wall fan heater	30	OVR/OVS	TWH
SCR	cove heater	32	ORC	-
SKS	kick space heater	34	OCF	DUCH/RKHA
FI	floor insert convector	36	-	-
FFI	floor insert fan heater	38	OFH	FFIH
SK	ceiling fan heater	40	OVRP	-
SGH	ceiling fan heater	42	-	-
DR	ceiling fan heater	44	ODS	RCH/CMH
SCH	multipurpose portable heater	48	OCC	DCH/EMC/DGWH
ALUX1	mini architectural baseboard aluminum	50	OMB	-
ALUX2	mini architectural baseboard aluminum	53	OMP	-
ALUX3	architectural baseboard aluminum	56	OCB/ODB	-
ALUX4	architectural baseboard aluminum	59	OHB	-
DBI	aluminum draft barrier	62	ODB/ODI	-
SPDH	mini patio door heater	65	OPPM	-
PDH	patio door heater	68	OPP	-
SCA	architectural baseboard	71	ODBA	-
SCAS	sloped architectural baseboard	74	ODIA	-
CBF	commercial baseboard	77	-	-
CBB	sloped commercial baseboard	80	OPR	-
CW750	architectural cabinet	83	OPA	-
CWS750	sloped architectural cabinet	87	OPI	-
CW1000	architectural cabinet	88	OLA	-
CWS1000	sloped architectural cabinet	90	OLI	-
WFA	aluminum wall fan heater	90	OAWH	-
WF	wall fan heater	94	OAC	RFI/RFV/RFF/EWA
CBH	cabinet heater	98	OCA	CH
CF	ceiling fan heater	102	OACP	RFI/RFV/RFF
SDC	commercial air curtain	105	ORA	-
RUH	commercial and residential unit heater	107	OAE	DGWH/CUH
SFH	agricultural unit heater	109	OAU	-
SHU	commercial and industrial unit heater	111	OAS	EUH/EUL/EUS
VUH	vertical unit heater	115	OAV	VUB
SWU	washdown unit heater	119	OWD	DX-234
SIRH	infrared radiant heater	122	OKB/OCF	DIR/DSH
EU	explosion-proof unit heater (X-PRO series)	124	OHX	DX-233
EC	explosion-proof convector (X-PRO series)	127	OPX	DX-254
SFE	electric furnace modulating with electronic controls	132	OFE-B/OFE-D/OFE-C/OFE-A	-
SFEX	electric furnace modulating with electronic controls	132	OFE-A-VV/OFE-ECM	-
SFECM	electric furnace modulating with electronic controls	132	-	-
SCU	twisted pair heating cable	136	OTR/OWF-R	-
SFM/SFMC	heating cable mat	140	OTM	-
SECM	heating cable on lattice for concrete	138	OWC	-
SSC/SSCM	snow melting system	140	OWs-T	-
SCPT	constant wattage pipe freeze protection heating cable	144	ORF-P	-
SCRG	constant wattage roof and gutter de-icing heating cable	146	ORF-R	-
SSFP	self-regulating freeze protection preassembled cable	148	OSR-PI	-
SSFR	self-regulating freeze protection cable reel	150	OSR-NA	-
RE253C	low voltage electronic relay	173	RT850	-
RE253T	low voltage electronic relay	173	RT850T	-
RE306C	low voltage electronic relay	173	CCT-30-1-C2	-
RM240T	electromechanical relay c/w transformer 24 V	175	RC840T-240	-
RM347T	electromechanical relay c/w transformer 24 V	175	RC840T-347	-
RM347C	electromechanical relay w/o transformer 24 V	175	RC840	-

AMPERAGE CHART

POWER (KW)	VOLTS (PH)												
	120 V (1)	208 V (1)	208 V (3)	240 V (1)	240 V (3)	277 V (1)	347 V (1)	416 V (1)	416 V (3)	480 V (1)	480 V (3)	600 V (1)	600V (3)
0.3	2.50	1.45	0.83	1.25	0.72	1.09	0.87	0.73	0.42	0.63	0.36	0.50	0.29
0.4	3.34	1.92	1.11	1.67	0.97	1.45	1.16	0.97	0.56	0.84	0.49	0.67	0.39
0.5	4.17	2.41	1.39	2.09	1.21	1.81	1.44	1.21	0.70	1.05	0.61	0.84	0.49
0.6	5.00	2.89	1.66	2.50	1.45	2.17	1.73	1.45	0.84	1.25	0.72	1.00	0.58
0.75	6.25	3.61	2.09	3.13	1.81	2.71	2.17	1.81	1.05	1.57	0.91	1.25	0.72
0.8	6.67	3.85	2.23	3.34	1.93	2.89	2.31	1.93	1.12	1.67	0.97	1.34	0.77
1.0	8.34	4.81	2.78	4.17	2.41	3.61	2.89	2.41	1.39	2.09	1.21	1.67	0.97
1.2	10.00	5.77	3.34	5.00	2.89	4.34	3.46	2.89	1.67	2.50	1.45	2.00	1.16
1.25	10.42	6.01	3.47	5.21	3.01	4.52	3.61	3.01	1.74	2.61	1.51	2.09	1.21
1.4	11.67	6.73	3.89	5.84	3.38	5.06	4.04	3.37	1.95	2.92	1.40	2.34	1.35
1.5	12.50	7.22	4.17	6.25	3.61	5.42	4.33	3.61	2.09	3.13	1.81	2.50	1.45
1.6	13.34	7.70	4.45	6.67	3.86	5.78	4.61	3.85	2.23	3.34	1.93	2.67	1.54
1.75	14.59	8.42	4.87	7.30	4.22	6.32	5.05	4.21	2.43	3.65	2.11	2.92	1.69
2.0	16.67	9.62	5.56	8.34	4.82	7.22	5.77	4.81	2.78	4.17	2.41	3.34	1.93
2.25	18.75	10.82	6.25	9.38	5.42	8.13	6.49	5.41	3.13	4.69	2.71	3.75	2.17
2.5	20.84	12.02	6.95	10.42	6.02	9.03	7.21	6.01	3.47	5.21	3.01	4.17	2.41
3.0	25.00	14.43	8.34	12.50	7.23	10.83	8.65	7.22	4.17	6.25	3.61	5.00	2.89
4.0	33.34	19.23	11.12	16.67	9.64	14.44	11.53	9.62	5.56	8.34	4.82	6.67	3.86
4.5	37.50	21.64	12.50	18.75	10.84	16.25	12.97	10.82	6.25	9.38	5.42	7.50	4.34
4.8	40.00	23.08	13.34	20.00	11.56	17.33	13.83	11.54	6.67	10.00	5.78	8.00	4.62
5.0	41.67	24.04	13.90	20.84	12.05	18.05	14.41	12.02	6.95	10.42	6.02	8.34	4.82
6.0	50.00	28.85	16.68	25.00	14.45	21.66	17.30	14.43	8.34	12.50	7.23	10.00	5.78
7.5	62.50	36.06	20.84	31.25	18.06	27.08	21.62	18.03	10.42	15.63	9.03	12.50	7.23
8.0	66.67	38.47	22.23	33.34	19.27	28.88	23.06	19.23	11.12	16.67	9.64	13.34	7.71
9.0	75.00	43.27	25.01	37.50	21.68	32.49	25.94	21.64	12.51	18.75	10.84	15.00	8.67
10.0	83.34	48.08	27.79	41.67	24.09	36.11	28.82	24.04	13.90	20.84	12.05	16.67	9.64
12.0	100.00	57.70	33.25	50.00	28.90	43.33	34.59	28.85	16.68	25.00	14.45	20.00	11.56
14.0	116.67	67.31	38.91	58.33	33.72	50.54	40.35	33.65	19.45	29.17	16.86	23.33	13.49
15.0	125.00	72.12	41.69	62.50	36.13	54.16	43.23	36.06	20.84	31.25	18.06	25.00	14.45
18.0	150.00	86.54	50.02	75.00	43.35	64.99	51.88	43.27	25.01	37.50	21.68	30.00	17.34
20.0	166.67	96.16	55.58	83.34	48.17	72.21	57.64	48.00	27.75	41.67	24.09	33.34	19.27
24.0	200.00	115.39	66.69	100.00	57.80	86.65	69.17	57.70	33.35	50.00	28.90	40.00	23.12
25.0	208.34	120.20	69.48	104.17	60.21	90.26	72.05	60.10	34.74	52.09	30.11	41.67	24.09
30.0	250.00	144.23	83.37	125.00	72.25	108.31	86.46	72.12	41.69	62.50	36.13	50.00	28.90
35.0	291.67	168.27	97.27	145.84	84.30	126.36	100.87	84.14	48.64	72.92	42.15	58.34	33.72
40.0	333.34	192.31	111.16	166.67	96.34	144.41	115.28	96.16	55.58	83.34	48.17	66.67	38.54
45.0	375.00	216.35	125.06	187.50	108.38	162.46	129.69	108.18	62.53	93.75	54.19	75.00	43.35
50.0	416.67	240.39	138.95	208.34	120.43	180.51	144.10	120.20	69.48	104.17	60.21	83.34	48.17
55.0	458.34	264.43	152.85	229.17	132.47	198.56	158.51	132.22	76.43	114.59	66.24	91.67	52.99
60.0	500.00	288.47	166.75	250.00	144.51	216.61	172.91	144.23	83.37	125.00	72.25	100.00	57.80

SINGLE PHASE AMPS

$$\frac{\text{Watts}}{\text{Volts}} = \text{Amps}$$

THREE PHASE AMPS

$$\frac{\text{Watts}}{\text{Volts} \times 1.73} = \text{Amps}$$

OHMS

$$\frac{\text{Volts}^2}{\text{Watts}} = \text{Ohms} \quad \text{OR} \quad \frac{\text{Volts} \times \text{Volts}}{\text{Watts}} = \text{Ohms}$$

CERTIFICATIONS

Stelpro products are manufactured to meet all safety and performance standards required for CSA certification for sale and installation in Canada.

All products in this catalogue are approved by either CSA, UL or ETL certified laboratories, which certify products to applicable safety or performance standards.

Moreover, our products are manufactured to meet at least one of the two required standards for North America: UL for the United States and CSA for Canada. As a result, products are labelled cCSAus, cULus or cETLus for both Canada and USA, or CSA, cUL or cETL for Canada only.

SAFETY STANDARDS



CERTIFICATIONS



MERCHANDISE RETURNS

Authorization requests for merchandise can be submitted via our new website at www.stelpro/rma or by email. To request a return via our website, please fill out the web form. For email requests, send your request to rma@stelpro.com including the order number and the reason for the return. In either case a return merchandise authorization number (RMA) will be sent to you. The authorization number must be indicated clearly on all packages of returned merchandise. Merchandise must be packaged properly so that it is returned to us in excellent condition. The sender is responsible for all shipping costs.

Charges apply on all returns. A product cannot be returned if it meets one or more of the following criteria: special colour, custom product, assembly with low-demand options, etc.

WARRANTY POLICY

STELPRO WARRANTS ITS PRODUCTS AGAINST DEFECTS IN MATERIAL AND WORKMANSHIP FOR A MINIMUM PERIOD OF ONE YEAR FOLLOWING THE DATE OF PURCHASE.

This warranty does not apply to damages resulting from misuse, abuse, improper installation, field alteration or accidents of any kind. Stelpro will not guarantee nor be held responsible for damages resulting from products that have been modified. Stelpro's responsibility is limited to the repair and/or replacement of parts deemed to be defective. Additional installation and/or transportation costs are not covered under the terms of this warranty. For individual extended warranties, please refer to the product's page.

CATEGORIES INDEX

AIR CURTAIN

SDC 105

BASEBOARDS AND DRAFT BARRIERS

ALUX1 | ALUX 50

ALUX2 | ALUX 53

ALUX3 | ALUX 56

ALUX4 | ALUX 59

B | BRAVA 22

BA | BELLA 16

CBB 80

CBF 77

DBI 62

PDH 68

SCA 71

SCAS 74

SPDH 65

SPR | PRIMA 19

CONSOLES AND CABINETS

CBH 98

CW750-CW1000 83

CWS750-CWS1000 87

CONVECTORS

FI 36

MIR | MIRAGE 12

SHC 14

SOR | ORLÉANS 10

EXPLOSION-PROOF AND WATER RESISTANT

EC | X-PRO 127

EU | X-PRO 124

SWU 119

FAN HEATERS

CF 102

DR | DRAGON 44

FFI 38

RWF | PULSAIR 30

SGH | SPIDER 42

SK 40

SKS 34

SOA | OASIS 28

SORB | ORLÉANS 26

WF 94

WFA | ALUX 90

FURNACE

SFE/SFEX/SFECM | THE FURNACE 132

HAND DRYERS

ELN | EL-NIÑO 182

LAN | LA-NIÑA 188

SHDXL | XLERATOR 185

HEATING CABLES, EXTERIOR PROTECTION

PYROBOX 142

SCPT 144

SCRG 146

SSC/SSCM 140

SSFP 148

SSFR 150

HEATING CABLES, FLOOR HEATING

SCU 136

SECM 138

PORTABLE HEATERS

SCH 48

RADIANT AND INFRARED

SCR | RADIANCE 32

SIRH | ZENITH 122

RELAYS

R841 176

RE15 174

RE25 – RE30 173

RM 175

RESISTIVE LOAD CONTROLLER

SALC0503ZB | ALLIA 155

THERMOSTATS, ACCESSORIES

F29 179

FD60M 177

TG511A1000 178

THERMOSTATS, CONNECTED HOME

SAT402ZB | ALLIA 154

STZW402 | KI Z-WAVE 156

THERMOSTATS, ELECTRONIC

ST252NPFF – ST402NPFF 161

ST252NP – ST302NP – ST402NP 159

ST302P – ST402P 158

ST402PFF 160

STE302R2+ 164

STE403NP 157

THERMOSTATS, FLOOR HEATING

STCNP 163

STCP 162

THERMOSTATS, LOW VOLTAGE

D010 169

ET180 170

STE241 168

T87K1015 172

T822K1034 171

TH140-28-01-B 165

THERMOSTATS, MECHANICAL

RJ32 167

SWT 166

UNIT HEATERS

RUH | OXFORD 107

SFH | OXFORD 109

SHU | OXFORD 111

VUH | OXFORD 115

RESIDENTIAL, COMMERCIAL AND INDUSTRIAL HEATING

HEATING CABLES

THERMOSTATS

HAND DRYERS



Designing the future of comfort

